

JURID[®]

QUALITY IS IN DETAILS



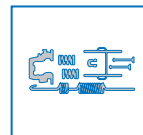
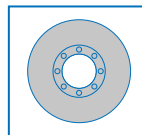
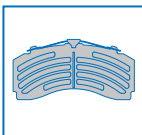
**BRAKE PADS, DISCS,
LININGS, WEAR INDICATORS,
RIVETS AND ACCESSORIES**

2018



CATJU1801

 **FEDERAL-MOGUL
MOTORPARTS**



JURID®

Quality is in details

www.jurid.com



- **Reinforced box structure**

3 box dimensions to better fit the different pad pad shapes across 17.5", 19.5" & 22.5" wheel sizes

- **A leading OE manufacturer**

of brake pads meeting your braking needs

- **Accessories included** in the box

- **In-house production**

for unequalled accuracy

- **Innovative Jurid OE Technologies**

for Aftermarket brake pads

- **Anti-counterfeit label**

The authenticity of all Jurid products is protected by the MAPP Code (Manufacturers Against Product Piracy) and the PrioSpot® Authentication device.



Unparalleled precision. Even in packaging.

At JURID®, we have a clear commitment to achieve impeccable braking performance using optimum friction materials. Through non-stop research & development, we strive to continuously improve our high-quality braking technology to ensure safe braking, day after day. Quality is in the details. And in our brand-new brake pad packaging.



Jurid® is a registered trademark of Federal-Mogul LLC or one or more of its subsidiaries in one or more countries.

FEDERAL-MOGUL
MOTORPARTS

Certificate for the use of Federal-Mogul Motorparts products in the European Aftermarket according to MV BER EC 461/ 2010 and respective Guidelines

According to the paragraph 19 and 20 of the supplementary guidelines for the new EU regulation N° 461/2010 on vertical restraints in agreements for the sale and repair of motor vehicles and the sales of automotive replacement parts from 05/27/2010.

Our original parts match the quality of the components used for the assembly of the motor vehicle in question as designated and have been manufactured according to the specifications and production standards of the motor vehicle according to Recital (19), our 'matching quality parts' match the quality according to Recital (20) of the guidelines.

We hereby confirm, that the Federal-Mogul Motorparts products using the brand names AE®, ABEX®, BERAL®, BERU®, CHAMPION®, DURON®, FERODO®, FP DIESEL®, GLYCO®, GOETZE®, JURID®, MOOG®, NECTO®, NÜRAL®, PAYEN®, QUICK STEER®, STOP®, WAGNER™ sold in the European Aftermarket, fulfill the quality requirements applicable to the use of spare parts for repair or maintenance of motor vehicles by authorised repairers.




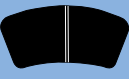













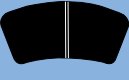













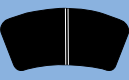



























Date: 01/01/2018



Andrew Sexton
President EMEA Aftermarket
Federal-Mogul Motorparts



INDEX

		I-XXVII	
		    	2-17
		    	18-167
		    	168-209
		    	210-297
			298-301
		   	302-401
		   	402-408
		   	409-439
		   	440-480
			481-485

VEHICLE MANUFACTURERS' LIST

LCV	AUSTERAS	168	LOHR	188	BMC	212
FORD	BAJ et FOND	168	MADURAUD	188	BOGDAN	212
IVECO	BARTOLETTI	170	MERITOR	190	BOVA	212
MERCEDES-BENZ	BATTAGLINO	170	MERRIWORTH	190	BRISTOL	214
MULTICAR	BENALU	170	MULTIWHEEL	190	CAETANO PSV	214
NISSAN	BERTOJA	170	MURFITT	192	DAF	216
RENAULT	BPW	170	NICOLAS	192	DEN OUDSEN	222
VOLKSWAGEN	BROCKHOUSE	174	NORTHERN	192	DENNIS	222
	CALABRESE	174	PEAK	192	ERNST AUWÄRTER	224
TRUCK	CARDI	174	PEITZ	192	FORD	226
AEC	CARENZI	174	PERLINI	192	HEULIEZ	SEE IRISBUS
ASTRA	CARRIMORE	174	PERROT BREMSEN (WABCO)	192	IKARUS	226
AVIA - DAEWOO (Czech)	CASTERA	174	PIACENZA	196	INBUS	226
AWD	CAZENAVE	176	PITT	196	IRISBUS	228
BEDFORD	CODER	176	PRIM-BALL	198	IVECO	SEE IRISBUS
DAF	COLAERT	176	PRIMROSE	198	KAROSA	240
DENNIS	COMETTO	176	ROCKWELL	198	LAG	240
ERF	CRANE FRUEHAUF	176	ROLFO	198	LAZ	240
FODEN	DAF	178	S.A.E. (Dupillier)	198	MAN	242
FORD	DISCOS	SEE JOST	SAF	200	MCW	252
GUY	DORSEY	178	SAMRO	202	MENARINI	252
HINO	DYSON	178	SCAMMELL	202	MERCEDES-BENZ	254
ISUZU	FODEN	178	SCANIA	202	MOSELEY	262
IVECO	FOX	180	SCHMITZ CARGOBULL	204	NEOPLAN	262
JELCZ	FRANCHIN	180	SEDDON ATKINSON	204	OPTARE	268
LIAZ	FROMANT	180	SISU	204	PEGASO	270
MAN	FROMCO	180	SMB	204	RENAULT BUS	270
MERCEDES-BENZ	FRUEHAUF/BENALU	180	TITAN	204	SANOS	272
NISSAN	GFA (Gothaer Achsen)	182	TRABOSA	206	SCANIA	272
PEGASO	GKN FAD Axles	182	TRAILOR	206	SEDDON ATKINSON	274
RENAULT TRUCKS	GORICA	182	TRENKAMP & GEHLE	206	SETRA	274
SAURER	GRANNING LYNX	182	VIBERTI	206	SOLARIS	284
SCAMMELL	HANDS	182	VOLVO	206	SOR	284
SCANIA	HIGHWAY	182	WARSTEINER	208	STEYR	286
SEDDON ATKINSON	HOYNOR	184	YORK TRAILERS	208	VAN HOOL	286
STEYR	ILASA-TMM	184	ZF	208	VOLVO	290
TAM	ITAS	184	ZORZI	208		
TATRA	JOST	184			BRAKES	
VOLVO	KAISER	184	BUS		ATE BREMSSEN	298
YUGO	KÄSSBOHRER	186	AEC	210	HALDEX	298
	KESSLER	186	ALEXANDER PSV	210	KNORR-BREMSE	298
AXLE TRAILER	KING	186	AUTOSAN	210	MERITOR	300
A.D.R.	KNOTT	188	AYATS	210	WABCO	300
ACERBI	LAG	188	BEDFORD	210		
ADIGE	LECITRAILER	188	BERKHOF PSV	212		

TERMS OF BUSINESS

Orders are accepted subject to the standard Conditions of Sale which are available from Federal-Mogul Aftermarket and Federal-Mogul LLC. Part numbers, vehicle model and engine details change from time to time and although the information contained in the catalogues was, to the best of our knowledge, accurate at the time of compilation and publication, Federal-Mogul cannot accept responsibility for any inaccuracies and subsequent changes to the information provided.

GESCHÄFTSBEDINGUNGEN

Aufträge werden auf der Grundlage der allgemeinen Geschäftsbedingungen entgegengenommen. Diese erhalten Sie von: Federal-Mogul Aftermarket und der Federal-Mogul LLC. Teilenummern, Angaben zum Fahrzeugmodell und Motor ändern sich laufend. Die Informationen in diesem Katalog waren zum Zeitpunkt der Zusammenstellung und Veröffentlichung korrekt. Federal-Mogul ist jedoch nicht verantwortlich für fehlerhafte Angaben und die daraus resultierenden veränderten Informationen.

CLAUSES COMMERCIALES

Les commandes sont soumises à nos conditions générales de ventes, lesquelles sont disponibles auprès de Federal-Mogul Aftermarket France et Federal-Mogul LLC. Les références des pièces ou les renseignements concernant les modèles ou les moteurs sont susceptibles de subir des modifications de temps en temps. Et bien que toutes les informations figurant dans ce catalogue proviennent de sources authentiques, et étaient exactes, à notre connaissance, au moment de la publication, Federal-Mogul n'acceptera aucune responsabilité dans le cas où ces indications se révéleraient inexactes.

CONDIZIONI GENERALI DI VENDITA

Ogni ordine è soggetto alle condizioni generali di vendita di Federal-Mogul Aftermarket e Federal-Mogul LLC. Sebbene le informazioni contenute in questo catalogo siano state verificate, Federal-Mogul non si assume responsabilità per eventuali errori o modifiche successive relativamente alle informazioni fornite.

CONDICIONES COMERCIALES

Todos los pedidos están sujetos a las condiciones generales de venta disponibles de Federal-Mogul Aftermarket y Federal-Mogul LLC. Las referencias, modelo de vehículo y detalles del motor están sujetos a cambios y modificaciones sin previo aviso del constructor, aunque la información contenida en este catálogo es, según nuestro leal saber y entender correcta a la hora de su recopilación y publicación, Federal-Mogul no acepta responsabilidad alguna por cualquier inexactitud o cambios subsiguientes a la información provista.

TERMOS DE NEGÓCIO

As encomendas são aceites sujeitas às Condições de Venda padrão que se encontram disponíveis no Aftermarket da Federal-Mogul e na Federal-Mogul LLC. As referências de peças, modelos de veículos e detalhes do motor são alterados periodicamente e apesar das informações contidas nos catálogos serem, de acordo com o nosso melhor conhecimento, precisas na altura da compilação e publicação, a Federal-Mogul não aceita responsabilidade por quaisquer imprecisões e subsequentes alterações às informações fornecidas.

HANDELSVOORWAARDEN

Bestellingen worden aanvaard volgens onze standaard verkoopvoorwaarden die kunnen worden verkregen bij Federal-Mogul Aftermarket en Federal-Mogul LLC. Artikelnummers, voertuigmodellen en motorgegevens wijzigen soms. De informatie in de catalogi werd naar beste vermogen opgenomen en was accuraat op het ogenblik van de samenstelling en publicatie van deze catalogi. Federal-Mogul kan niet verantwoordelijk worden gesteld voor eventuele onnauwkeurigheden van en latere wijzigingen aan de verstrekte informatie.



WARUNKI SPRZEDAŻY


Zamówienia są przyjmowane zgodnie ze standardowymi Warunkami Sprzedaży oferowanymi przez Federal-Mogul Aftermarket i Federal-Mogul LLC. Dane dotyczące modeli pojazdów i silników oraz numery części mogą się zmieniać w czasie i choć informacje zawarte w naszych katalogach zostały umieszczone zgodnie z naszą najlepszą wiedzą i dokładnością w czasie ich zbierania i publikowania, to Federal-Mogul nie może zaakceptować jakiegokolwiek odpowiedzialności wynikającej z nieścisłości czy późniejszych zmian w stosunku do dostarczonych informacji.



УСЛОВИЯ СЛОВИЯ СОТРУДНИЧЕСТВА

Заказы на продукцию принимаются согласно стандартным условиям продаж Federal-Mogul Aftermarket и LLC Federal-Mogul. Время от времени наименования деталей, рекомендации и данные по моделям автомобилей и двигателям могут меняться и несмотря на то, что информация содержащаяся в каталогах на момент публикации была наиболее правильной, Federal-Mogul не может нести ответственности за любые погрешности и последующие изменения предоставленной информации.





Metlock® For a really tight grip on friction material

JURID Metlock® technology is designed to enlarge the binding surface between the friction material and the back plate of the brake pad, creating numerous unbeatable advantages in performance, even under constant loads and braking:

- Irremovably sintered on at 900°C
- Prevents underrusting and detachment of the friction material
- Secure binding and excellent shearing resistance

Greencoating For a constant friction value straightaway


All JURID pads are reinforced with Greencoating, a revolutionary technology that stands for a constant friction value from the moment the brakes are applied. It distributes heat evenly through the brake pad and brake disc, ensuring excellent performance throughout a total spectrum of use:

- Prevents hot spots on brake disc
- Reduces the risk of cracks in friction material and brake disc
- Minimises the necessity for disc replacement before scheduled service time
- Keeps general operating costs low

ProTec S[®] technology

For a quick and safe brake pad replacement

The safety of CV drivers and their cargo is our top priority. That's why JURID decidedly applies Knorr-Bremse's ProTec S[®] innovative pad retaining system to ensure a permanent welded connection between the spring and our brake pad's back plate. It's a small change, but it makes a world of difference:



TROUBLE TRACER – BRAKE PADS AND DISCS



APPEARANCE Disc featuring scored surface.

CAUSE Pads fitted with friction material too harsh for the disc or new pads assembled on excessively worn out discs.

EFFECT Reduction in braking performance and possible imbalance on the affected axle during braking.

REMEDY

- Replace the pads.
- Check disc condition and minimum thickness.
- If necessary, replace the disc.
- Check for the quality of the spare parts used.



APPEARANCE Blue stripes on the disc indicating a physical change due to overheating.

CAUSE Intensive use of brakes for prolonged braking or improper downhill braking.

EFFECT Brake disc overheating which may result in contact surface distortion and cracks.

REMEDY

- Compulsory replacement of brake discs and pads.
- During the first 250 km after replacement, sharp braking should be avoided in order to allow for the correct bedding-in of the newly fitted components.



APPEARANCE Glazed pad friction material.

CAUSE Very low duty applied on the brakes, i.e. brake applications with low speed and low pressure.

EFFECT Reduction in braking performance and typical noise (squeal) while braking.

REMEDY

- If glazing is not too heavy can try to recondition the surface by some mileage of medium/hard brake duty, otherwise replace the pads.
- Check the disc condition and minimum thickness.



APPEARANCE Detached friction material.

CAUSE Possible excessive load or heavy braking, along with the choice of unsuitable parts.

EFFECT Reduction in braking performance and typical noise (squeal) while braking.

REMEDY

- Replace the pads.
- Check the disc condition and minimum thickness.
- Despite having a wear indicator, it is necessary to check the pad condition every normal garage brake control visit and/or every six months.



APPEARANCE Pad with surface cracks.

CAUSE Excessive load or high friction material temperature.

EFFECT Possible detachment of friction material resulting in a reduction in braking performance.

REMEDY

- Replace the pads.
- Check for correct caliper operation.
- Check disc condition and minimum thickness.
- If necessary, replace both discs on the axle.




APPEARANCE Excessively worn out discs and pads

CAUSE Possible contamination of the friction material by sand, mud or earth or incomplete return of the caliper gear.

EFFECT Excessive wear of one or more brake pads, resulting in damage where the pad has not been fitted with a wear indicator.

REMEDY

- Replace the pads.
- Check disc condition and minimum thickness.
- If necessary, replace both discs on the axle.



APPEARANCE Disc surface features 1st and 2nd degree crack.

CAUSE Too intensive use of brakes due to the track features or to the carried load.

EFFECT Possible unexpected disc mechanical collapse, particularly with 2nd degree crack.

- REMEDY**
- Compulsory replacement of brake discs and pads, particularly with 2nd degree crack, when one of the cracks is travelling from OD to ID.
 - Brake calipers shall be checked.



APPEARANCE Contaminated pad friction material.

CAUSE Contamination by an oily substance or solvent.

EFFECT Reduction in braking performance and possible imbalance during braking.

- REMEDY**
- Replace the pads.
 - Check the discs on the axle.
 - Identify any fluid leaks from the hubs or other nearby components.




APPEARANCE Uneven brake pad wear.

CAUSE One of the calipers has become stuck or does not return correctly to the rest position.

EFFECT Reduction in braking performance and possible imbalance on the involved axle, during braking.

- REMEDY**
- Replace the pads.
 - Brake calipers should be checked.



APPEARANCE Friction includes metal pick-up.

CAUSE High temperature generated between brake pad and disc in wet conditions.

EFFECT Wear of the affected brake disc with typical metal rubbing noise during braking.

- REMEDY**
- Replace the pads.
 - Check disc condition and minimum thickness.
 - If necessary, replace both discs on the axle.



APPEARANCE Pads on the same axle featuring uneven wear.

CAUSE Incorrect return of one caliper on the same axle.

EFFECT If the axle involved is the directional one, this fault may result in vehicle instability during brake release.

- REMEDY**
- Replace the pads.
 - Check for the proper caliper operation.
 - Check disc condition and minimum thickness.
 - If necessary, replace both discs on the axle.




APPEARANCE Damaged edges to the friction material (edge-crumbling).

CAUSE Brake pad has become stuck in the caliper. The parts used do not comply with the correct sizes and specifications.

EFFECT Early pad deterioration and uneven disc wear.

- REMEDY**
- Replace the pads.
 - Check for correct caliper operation.
 - Check disc condition and minimum thickness.
 - If necessary, replace both discs on the axle.

TROUBLE TRACER – LININGS



DIRT ON THE LINING SURFACE

- MAIN REASONS**
- Dirt particles in the brake
 - Poor brake maintenance (insufficient cleaning)
- POSSIBLE EFFECTS**
- High lining and drum wear
 - Poor deceleration
 - Vehicle pull and excessive brake noise may occur

SOLUTION If heavy contamination, replace linings and ensure contamination-free relining operation



GREASY LINING SURFACE

- MAIN REASONS**
- Broken or improperly mounted hub oil seals
 - Excessive lubrication of the bearings of the braking mechanism

- POSSIBLE EFFECTS**
- Vehicle pull may occur if the problem is only found at one side of the axle
 - Low deceleration

SOLUTION Remove grease from the linings, cure oil/grease leaks



LINING SURFACE TAPERED

- MAIN REASONS**
- Brake shoes misaligned with the brake drum
 - Distorted brake shoe or brake drum turned on taper

- POSSIBLE EFFECTS**
- The linings may lock on to the drum when braking from high speeds
 - Vehicle pull and excessive brake noise may occur

SOLUTION Replace or grind/machine drum. Replace brake shoe anchor pins or parts that locate brake shoes



CRACKS AROUND RIVET HOLES

- MAIN REASONS**
- Too heavy riveting force
 - Wrong shape of rivet heads
 - Brake shoe radius does not conform to lining radius
 - Brake shoe platform is not clean or even

- POSSIBLE EFFECTS**
- Lining and drum breakage
 - Brake over-heating
 - Noise

SOLUTION Replace linings, and avoid excessive pressure during riveting operations



SURFACE CRAZING

- MAIN REASONS**
- Caused by excessive brake temperature, i.e. when brake is cold on motorway then having to perform a sudden stop i.e. off a slip road. Rapid temperature input does not allow for heat soak from material into brake system

- POSSIBLE EFFECTS**
- This condition has no effect on the integrity or performance of the lining
 - Penetration of the crazing is usually no more than 1mm deep
 - Wear through with normal brake use and has no effect on the lining

SOLUTION Avoid high-speed heavy duty braking from cold



POOR BEDDING-IN 1

- MAIN REASONS**
- Lining radius is larger than actual drum diameter
 - Bedding-in period for the lining was too short

- POSSIBLE EFFECTS**
- Vehicle pull and excessive brake noise may occur
 - Low deceleration

SOLUTION Replace linings and ensure the correct lining radius to drum diameter is selected, or extend bedding-in period




UNEVEN LINING SURFACE

- MAIN REASONS**
- Wrongly adjusted or worn axle bearings

- POSSIBLE EFFECTS**
- Very high lining and drum wear
 - Squeal

SOLUTION Replace linings, replace wheel bearing and replace or grind drum as appropriate



LARGE FRACTURES IN LINING SURFACE

- MAIN REASONS**
- Faults in brake mechanism
 - Sticking brake shoes (weak return springs)
 - Excessive use of brakes at high speed
 - Overloaded vehicle
 - Too large air chambers

- POSSIBLE EFFECTS**
- High lining wear
 - Vehicle pull and excessive brake noise
 - Disintegration of lining
 - Low deceleration

SOLUTION Replace linings, avoid overworking brakes and ensure brake components are correct and are in good condition



SCARRED LINING SURFACE

- MAIN REASONS**
- Poor drum condition, e.g. heat crazing

- POSSIBLE EFFECTS**
- Rapid lining wear
 - If linings not 100% bedded-in, low brake efficiency can result

SOLUTION Replace linings and avoid overheating brake



DEEP IRREGULAR CIRCUMFERENTIAL GROOVES

MAIN REASONS

- Large particles loose in the brake
- Very poor drum condition and maintenance

POSSIBLE EFFECTS

- Very high lining and drum wear
- Squeal

SOLUTION Avoid contamination. Replace linings and grind or replace drum as appropriate



GROOVED LINING SURFACE

MAIN REASONS

- Small loose particles in the brake
- Insufficient drum cleaning at replacement

POSSIBLE EFFECTS

- Very high lining and drum wear
- Squeal

SOLUTION Replace linings and avoid brake operation in dusty environment. Grind or replace drum as appropriate



CIRCUMFERENTIAL GROOVES

MAIN REASONS

- Poor drum condition
- Improper preparation with a wire brush, shoe grinder or similar

POSSIBLE EFFECTS

- Vehicle pull may occur if there is a different wear pattern on the opposite axle end
- Insufficient deceleration and excessive noise

SOLUTION Replace linings and grind or replace drum as appropriate



STEPS IN THE LINING SURFACE

MAIN REASONS

- There may be a step in the brake drum surface
- General drum wear

POSSIBLE EFFECTS

- Rapid lining wear
- If the wear pattern differs across the axle, vehicle pull and excessive noise can result

SOLUTION Grind/Machine drum surface or renew (a drum grind may incur oversize lining fitment)



POOR BEDDING-IN 3

MAIN REASONS

- Bedding-in period for the lining was too short
- Drum wear

POSSIBLE EFFECTS

- Either low or very high deceleration, with high deceleration the linings may lock on to the drum
- If the wear pattern differs across the axle, vehicle pull and excessive noise can result

SOLUTION Replace linings and ensure the correct lining radius to drum diameter is selected, or extend bedding-in period



POOR BEDDING-IN 2


MAIN REASONS

- Drum diameter is larger than lining radius
- Bedding-in period for the lining was too short
- Drum wear

POSSIBLE EFFECTS

- If the wear pattern differs across the axle, vehicle pull can result; also excessive brake noise
- Low deceleration

SOLUTION Replace linings and ensure the correct lining radius to drum diameter is selected, or extend bedding-in period



BURNT LINING SURFACE

MAIN REASONS

- Faults in brake mechanism
- Sticking brake shoes (weak return springs)
- Excessive use of brakes from high speed
- Wrong brake cylinders/air chambers or levers
- Overloaded vehicle
- Incorrect brake proportioning between tractor/trailer units

POSSIBLE EFFECTS

- High lining wear
- Vehicle pull and excessive brake noise
- Deceleration too low

SOLUTION Replace linings, avoid overworking brakes and ensure brake components are correct and are in good condition



BUILD UP OF DIRT BETWEEN LINING AND BRAKE SHOE

MAIN REASONS

- Shoe radius out of line
- Shoe platform not blast cleaned and painted properly
- Shoe platform not parallel
- Lining riveted incorrectly

POSSIBLE EFFECTS

- Cracks in the lining material or crack in drum surface
- Loose linings
- Squeal
- Improper cleaning causes rust scale to build up and lift the lining from the shoe

SOLUTION Replace linings and ensure shoe is clean and free from contamination before lining fitment

WEAR INDICATOR

JURID is releasing a high-quality range of EU made wear indicators for CV applications ready to notify users when their brake pads and linings need replacing.

- Over 90% EMEA parc coverage
- Outstanding Quality Materials
- Sensor in fine materials Vespel SP1
- Kits including accessory following all OE requirements
- Outstanding performance in all conditions
- Dedicated references in combination with pads as well as linings

■ HIGH TEMPERATURE RESISTANCE TEST RESULT


JURID's Vespel SP1 sensor
vs. thermoplastic economic sensor



*both pictures have been taken after a high temperature resistance test.

■ LININGS WEAR INDICATOR

JURID fits Vespel sensor also for drum brakes indicators
vs. thermoplastic economic sensor



■ ANTI-HUMIDITY SOLUTION

JURID's rubber sealing
vs. economic solution



■ PREMIUM MATERIALS

JURID's stainless steel bracket & copper silver pins. Conductor in tin coated copper
vs. economic solution



*both pictures have been taken after fitting on a truck

■ OE REQUIREMENTS

JURID's stainless steel clip
vs. thermoplastic economic sensor without stainless steel clip



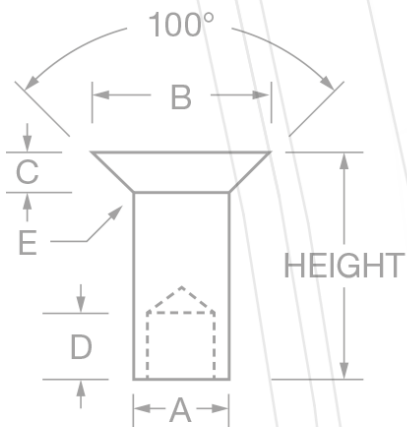

All tests conducted in facilities of independent company TecSA s.r.l.
Full test report will be provided upon request: info@fmmotorparts.eu

TecSA s.r.l. • Via Torino, 43 • 10067 Vigone, TO • Italy

WEAR INDICATOR TABLE

REFERENCE	Q.TY	LENGTH	APPLICATIONS	MATCHING PADS
581384	2	189	Mercedes Benz LCV, Volkswagen LCV	571846J;573191J;2915309560
581429	2	155	Mercedes Benz LCV	571947J
581404	2	95	Mercedes Benz LCV, Volkswagen LCV	571272J;2919009560
587000	2	400	Iveco	2901109560;2903209560
587002	2	495	Iveco	2906509560; 2937409560
587003	2	335	Ernst Auwärter, Setra	2903005390;2903009560
587004	2+2	238	Ernst Auwärter, Mercedes Benz, Optare	2983509560
587007	2+2	280	Ernst Auwärter, Irisbus, Mercedes Benz	2903009560; 2905305390
587010	2	210	Mercedes Benz LCV, Volkswagen LCV	571844J;573190J;571845J;571950J
587014	2	310	Scania	2925305390
587019	2	385	Caetano PSV, MAN	2905305390;2903005390;2903009560
587020	2	400	MAN	2909305390;2928705390
587021	2	400	MAN	2905305390;2903005390;2903009560
587022	2	295	MAN, Wabco	2908809560
587024	2	295	Iveco LCV	2912109561;2912104531;2912114530
587025	2	475	Iveco	2906709560; 2906509560; 2937409560
587026	2	400	Irisbus, RVI	2903005390;2903009560;2905305390
587027	2	226	Caetano PSV, Dennis, Irisbus, RVI, Volvo	2909009560
587028	2	285	Irisbus, IVECO	2925305390
587032	2	355	Irisbus, RVI	2913109560
587033	2	300	RVI, Wabco	2908809560
587034	2	450	Crane Fruehauf, DAF, Gigant Group, RVI, SAF, Wabco	2914209569
587035	2	430	BPW, Crane Fruehauf, Discos, Gigant Group, SAF	2914305390;2926305390;2926505390
587036	2	940	BPW, Crane Fruehauf, Discos, Gigant Group, SAF	2914305390;2926305390;2926505390
587038	2	130	Iveco LCV	2912309560;2922909560;2923109560
587039	2	300	Iveco LCV	2923209560;2912309560
587040	2	355	RVI, Volvo	2917309560;2917409560;2917709560
587042	2	150	Iveco	2906709560; 2906509560; 2937409560
587043	2	295	Iveco LCV	2912309560
587044	2	365	IVECO, Wabco	2908809560
587045	2	210	Iveco LCV	2937409560
587046	2	760	SAF, Wabco	2915905390
587047	2	109	Mercedes Benz LCV, Volkswagen LCV	2920009560
587048	2	84	Mercedes Benz LCV, Volkswagen LCV	2921709560
587056	2	330	DAF, Wabco	2908809560
587060	2	310	Iveco	2925305390
587068	2	380	DAF	2915905390
587081	2	610	Haldex DBT22LT	2927404420
587082	1	490	MAN TG1 13T ALLRAD	2921305390
587083	2	760	SAF	2931905390

RIVETING MACHINE - 984000J



8025001000 - Set of Tools

SPARE PARTS

PRODUCT CODE	PRODUCT DESCRIPTION
Ref. 984000J	JURID TOOLING - PNUMATIC RIVETTERS

**JURID RIVETING MACHINE (NO TOOLING INC.)
THESE TOOLS HAVE 12mm DIAMETER SHANK**

8025164000	Extractor Punch - 4mm
8025165000	Extractor Punch - 5 mm
8025166000	Extractor Punch - 6 mm
8025168000	Extractor punch - 8 mm
8025170000	Extractor Punch - 10 mm
8025114000	Rivetting Punch - 4 mm
8025115000	Rivetting Punch - 5 mm
8025116000	Rivetting Punch - 6 mm
8025117001	Rivetting Punch - 6.35mm
8025118000	Rivetting Punch - 8 mm
8025120000	Rivetting Punch - 10 mm

ANVILS ARE 20mm SHANK

8025125000	Rivetting Anvil - 5 mm
8025136000	Rivetting Anvil - 6 mm
8025138000	Rivetting Anvil - 8 mm
8025140000	Rivetting Anvil - 10 mm
8025199000	Extractor Anvil

THESE ITEMS ONLY USED ON OLD JURID MACHINES:

8025155000	Distance Piece - 5 mm
8025160000	Distance Piece - 10 mm
8025002000	Wooden base for 8025001000

SPLITTER TOOLS FOR EXTRACTING RIVETS AND CUTTING THE WASTE RIVET CLENCH/ROLLOVER:

8025185000	Splitter Tool - 5 mm
8025186000	Splitter Tool - 6 mm
8025180001	Splitter Tool - 6.35 mm
8025188000	Splitter Tool - 8 mm
8025190000	Splitter Tool - 10 mm
80251850100090	Fig. 2 splitter tip - 5mm
80251860100090	Fig. 2 splitter tip - 6mm
8025180002	Fig. 2 - Splitter tip - 6.35 mm
80251880100090	Fig. 2 splitter tip - 8mm
80251900100090	Fig. 2 splitter tip - 10mm
80251850300090	Fig. 4 splitter body - 5mm
80251860300090	Fig. 4 splitter body - 6mm
80251880300090	Splitter body - 8mm

PRODUCT CODE	PRODUCT DESCRIPTION
80251900300090	Splitter body - 10mm
80251880200090	Threaded Holder

JURID TOOLING - HAND OPERATED (LEVER) RIVETTERS

8015113000	Rivetting Punch - 3mm Hand Op
8015114000	Rivetting Punch - 4mm hand Op
8015115000	Rivetting Punch - 5 mm Hand Op
8015116000	Rivetting Punch - 6mm Hand Op
801511800000	Rivetting Punch - 8mm
801511800001	Rivetting Punch - 8mm Long
8015123000	Hand Press Riv/Anvil - 3 mm
8015124000	Hand Press Riv/Anvil - 4 mm
8015125000	Hand Press Riv/Anvil - 5 mm
8015126000	Hand Press Riv/Anvil - 6 mm
80151280001	Hand Press Riv/Anvil - 8mm Long
8015128000	Hand Press Riv/Anvil - 8 mm
8015001000	Set of Tools - Hand-op Press

JURID TOOLING - HAND (HAMMER) USE

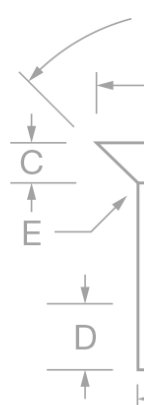
8005123000	Rivetting Punch - 3 mm
8005124000	Rivetting Punch - 4 mm
8005125000	Rivetting Punch - 5 mm - Hand
8005143000	Rivet Support - 3 mm
8005144000	Rivet Support - 4 mm
8005145000	Rivet Support - 5 mm
8005163000	Drive Member - 3 mm - 5 mm
8005226000	Rivetting Punch - 6 mm
8005228000	Rivetting Punch - 8 mm
8005230000	Rivetting Punch - 10 mm
8005246000	Rivet Support - 6 mm
8005248000	Rivet Support - 8 mm
8005250000	Rivet Support - 10 mm
8005266000	Drive Member - 6 mm - 10 mm

COUNTERSINKS: FOR FRICTION LINING DRILLING/COUNTERBORING (CARBIDE TIPPED)

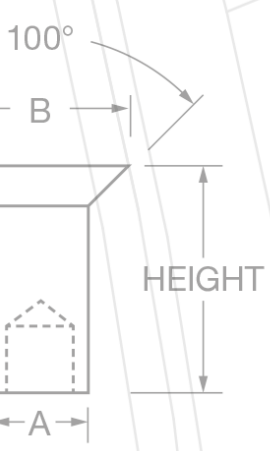
8005104000	Countersink - 4mm
8005105000	Countersink - 5mm
8005206000	Countersink - 6mm
8005208000	Countersink - 8mm
8005210000	Countersink - 10mm

JURID RIVET PART NUMBERS

PART NUMBER	RIVET TYPE	MATERIAL	TYPE	HEAD	HEAD SHAPE	ANGLE	SHANK HEIGHT	SHANK Ø	SHANK INFO	COMMENTS
8162100002	15,5x20	Steel	Tubular	15,5	Flat	180°	20	10	T-Stepped	Mercedes Standard
8162100001	15,5x18	Steel	Tubular	15,5	Flat	180°	18	10	T-Stepped	Mercedes Standard
8162080004	15,5x22	Steel	Tubular	15,5	Flat	180°	22	8	T-Stepped	Mercedes Standard
8162080003	15,5x20	Steel	Tubular	15,5	Flat	180°	20	8	T-Stepped	Mercedes Standard
8162080002	15,5x18	Steel	Tubular	15,5	Flat	180°	18	8	T-Stepped	Mercedes Standard
8162080001	15,5x15	Steel	Tubular	15,5	Flat	180°	15	8	T-Stepped	Mercedes Standard
8158058001	11,9x17,5	Brass	Semi-Tubular	11,9	Conical	150°	17,5	6,35		
8158057002	11,9x15,88	Steel	Semi-Tubular	11,9	Conical	150°	15,88	6,35		
8158057001	11,9x15,88	Brass	Semi-Tubular	11,9	Conical	150°	15,88	6,35		
8158056001	11,9x14,29	Brass	Semi-Tubular	11,9	Conical	150°	14,29	6,35		
8146100008	17,5x20	Copper	Semi-Tubular	17,5	Flat	180°	20	10		
8146100005	17,5x18	Copper	Semi-Tubular	17,5	Flat	180°	18	10		
8131064002	12,5x19	Copper	Semi-Tubular	12,5	Conical	120°	19	6,3		
8130074003	11,6x18	Brass	Semi-Tubular	11,6	Flat	180°	18	6,35		
8103100002	18x18	Steel	Tubular	18	Flat	180°	18	10	Fully Tubular	
8103100001	18x17	Brass	Tubular	18	Flat	180°	17	10	Fully Tubular	
8103080021	15,5x20	Copper	Tubular	15,5	Flat	180°	20	8	Fully Tubular	
8103080017	15,5x20	Steel	Tubular	15,5	Flat	180°	20	8	Fully Tubular	
8103080016	15,5x18	Copper	Tubular	15,5	Flat	180°	18	8	Fully Tubular	
8103080013	15,5x15	Steel	Tubular	15,5	Flat	180°	15	8	Fully Tubular	
8103080008	15,5x12	Steel	Tubular	15,5	Flat	180°	12	8	Fully Tubular	
8103080007	15,5x20	Steel	Tubular	15,5	Flat	180°	20	8	Fully Tubular	
8103080005	15,5x18	Steel	Tubular	15,5	Flat	180°	18	8	Fully Tubular	
8103080004	15,5x16	Steel	Tubular	15,5	Flat	180°	16	8	Fully Tubular	
8103080003	15,5x15	Steel	Tubular	15,5	Flat	180°	15	8	Fully Tubular	
8103060024	11,5x25	Steel	Tubular	11,5	Flat	180°	25	6	Fully Tubular	
8102030002	5,5x6	Copper	Semi-Tubular	5,5	Flat	180°	6	3		
8102030012	5,5x8	Copper	Semi-Tubular	5,5	Flat	180°	8	3		
8102030016	5,5x10	Copper	Semi-Tubular	5,5	Flat	180°	10	3		
8102030019	5,5x12	Copper	Semi-Tubular	5,5	Flat	180°	12	3		
8102035004	6,5x8	Copper	Semi-Tubular	6,5	Flat	180°	8	3,5		
8102040001	7,5x7	Brass	Semi-Tubular	7,5	Flat	180°	7	4		
8102040003	7,5x10	Brass	Semi-Tubular	7,5	Flat	180°	10	4		
8102040007	7,5x8	Copper	Semi-Tubular	7,5	Flat	180°	8	4		
8102040013	7,5x10	Copper	Semi-Tubular	7,5	Flat	180°	10	4		
8102040018	7,5x12	Copper	Semi-Tubular	7,5	Flat	180°	12	4		
8102040020	7,5x15	Copper	Semi-Tubular	7,5	Flat	180°	15	4		
8102050003	9,5x10	Brass	Semi-Tubular	9,5	Flat	180°	10	5		
8102050005	9,5x11	Brass	Semi-Tubular	9,5	Flat	180°	11	5		
8102050006	9,5x12	Brass	Semi-Tubular	9,5	Flat	180°	12	5		
8102050007	11x12	Brass	Semi-Tubular	11	Flat	180°	12	5		
8102050008	9,5x8	Copper	Semi-Tubular	9,5	Flat	180°	8	5		
8102050010	11x13,5	Brass	Semi-Tubular	11	Flat	180°	13,5	4,95		
8102050014	9,5x10	Brass	Semi-Tubular	9,5	Flat	180°	10	5		
8102050015	9,5x10	Copper	Semi-Tubular	9,5	Flat	180°	10	5		
8102050018	9,5x12	Copper	Semi-Tubular	9,5	Flat	180°	12	5		
8102050019	9,5x15	Copper	Semi-Tubular	9,5	Flat	180°	15	5		
8102050020	9,5x13	Brass	Semi-Tubular	9,5	Flat	180°	13	5		



PART NUMBER	RIVET TYPE	MATERIAL	TYPE	HEAD	HEAD SHAPE	ANGLE	SHANK HEIGHT	SHANK Ø	SHANK INFO	COMMENTS
8102050021	9,5x18	Brass	Semi-Tubular	9,5	Flat	180°	18	5		
8102050023	9,5x20	Copper	Semi-Tubular	9,5	Flat	180°	20	5		
8102060003	11,5x10	Copper	Semi-Tubular	11,5	Flat	180°	10	6		
8102060005	12x13,5	Brass	Semi-Tubular	12	Flat	180°	13,5	6		
8102060007	11,5x12	Copper	Semi-Tubular	11,5	Flat	180°	12	6		
8102060008	11,5x13,5	Brass	Semi-Tubular	11,5	Flat	180°	13,5	6		
8102060010	11,5x15	Copper	Semi-Tubular	11,5	Flat	180°	15	6		
8102060012	11,5x18	Copper	Semi-Tubular	11,5	Flat	180°	18	6		
8102060014	12x15	Brass	Semi-Tubular	12	Flat	180°	15	5		
8102060020	11,5x30	Copper	Semi-Tubular	11,5	Flat	180°	30	6		
8102080005	15,5x15	Copper	Semi-Tubular	15,5	Flat	180°	15	8		
8102080010	15,5x18	Copper	Semi-Tubular	15,5	Flat	180°	18	8		
8102080014	15,5x20	Copper	Semi-Tubular	15,5	Flat	180°	20	8		
8102080021	15,5x25	Copper	Semi-Tubular	15,5	Flat	180°	25	8		
8102080026	15,5x18	Steel	Tubular	15,5	Flat	180°	18	8	Fully Tubular	
8102080028	15,5x16	Steel	Semi-Tubular	15,5	Flat	180°	16	8		
8103030006	5,5x8	Copper	Tubular	5,5	Flat	180°	8	3	Fully Tubular	
8103040001	7,5x6	Copper	Tubular	7,5	Flat	180°	6	4	Fully Tubular	
8103040009	7,5x8	Copper	Tubular	7,5	Flat	180°	8	4	Fully Tubular	
8103040014	7,5x10	Copper	Tubular	7,5	Flat	180°	10	4	Fully Tubular	
8103040018	7,5x12	Copper	Tubular	7,5	Flat	180°	12	4	Fully Tubular	
8103050008	12x10	Copper	Tubular	12	Flat	180°	10	5	Fully Tubular	
8103050013	12x15	Copper	Tubular	12	Flat	180°	15	5	Fully Tubular	
8103050014	12x16	Steel	Tubular	12	Flat	180°	16	5	Fully Tubular	
8103060002	11,5x10	Steel	Tubular	11,5	Flat	180°	10	6	Fully Tubular	
8103060007	11,5x15	Steel	Tubular	11,5	Flat	180°	15	6	Fully Tubular	
8103060013	11,5x12	Steel	Tubular	11,5	Flat	180°	12	6	Fully Tubular	



HOW TO USE THIS CATALOGUE

1 ...MAN		2 TG1 ALLRAD		3		4		5		6		7		8		9		10		11		12		13		14		15		16		17	
13T		F	2921305390	4	29213		211	92.5	30	587082																							
13T		R	2921305390	4	29213		211	92.5	30	587082																							
TG-A Series																																	
All-Wheel Drive Models		04/00 -	F	19495.0	8	19495	410	177	183	17	587017		587018 Opt for second axle size	8162080002	64																		
AWD 6x6/8x8 Models			R	19496.0	8	19496	410	177	223	17	587017		587018 Opt for second axle size	8162080002	64																		
				17238.0	8	17238	410	175	143	17	587009		Auxiliary axle	8162080001	64																		
TGL Series																																	
7.150, 7.180, 8.180, 8.210, 8.240, 10.180, 10.210, 10.240, 12.180, 12.210, 12.240 FC, FK, FRC, FRK, FLC, FLRC 265kW		04/05 -	F	2914809560	2	29148	335	185	84	34																					569134J		
		04/05 -	R	2914809560	2	29148	335	185	84	34																					569133J		
					2	29115	175	84	27																								
TGM Series																																	
12t 176-206kW		10/05 -	F	2928705390	4	29287	377	211	100	30	587020																				FCR331A		
			R	2928705390	4	29287	377	211	100	30	587020																				FCR331A		
13-15t 176-206kW		03/06 -	F	2928705390	4	29287	377	211	100	30	587020																				567403J		
			R	2928705390	4	29287	377	211	100	30	587020																				567403J		
18-26t 176-240kW			F	2925305390	4	29253	432	247.5	109.5	30																				567408J			
			R	2925305390	4	29253	432	247.5	109.5	30																				567410J			
TGS, TGX																																	
TGS, TGX 18-50 tons fitting Wabco MAXX22		10/07 -	F	2925305390	4	29253	432	247.5	109.5	30																					567408J		
			R	2922305390	4	29223	432	217.5	108	30.5	587074W		Accessory kit included																	567410J			
		10/07 -	R	2925305390	4	29253	432	247.5	109.5	30																					567410J		
				2922305390	4	29223	432	217.5	108	30.5	587074W		Accessory kit included																		567410J		







- | | |
|--|---|
| 1 Manufacturer | 11 Height |
| 2 Model | 12 Thickness |
| 3 Vehicle type
(Truck, Trailer, Bus, LCV, Brake Manufacturer) | 13 Wear Indicator ref |
| 4 Year | 14 Comments |
| 5 Fitting position | 15 Rivet reference |
| 6 Pad or Lining ref | 16 Rivet quantity |
| 7 Set quantity | 17 Disc reference |
| 8 WVA | 18 Brake pad quick reference image |
| 9 Brake Disc or Drum diameter | 19 Wear indicator quick reference image |
| 10 Length | 20 Disc technical guide |
| | 21 Rivet technical guide |

18

MAN

2914809560 29115/29148 KNR SB/SMS 	2921305390 29213 KNR SNG 	2922305390 29223 WABCO MAXX22 	2925305390 29252 KNR SB/SN7 	2928705390 29287 KNR SB/SN6 
--	---	--	---	--

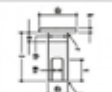
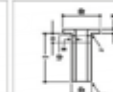
19

587009 ↔ 195 4 	587017 ↔ 205 2 	587020 ↔ 400 2 	587082 ↔ 490 2 
---	---	---	--


20

	A	B	C	D		Kg	ABS
567403J	377	45	38	328	162	10xM14	23
567407J	432	45	35	335	208	10xM16	35 ✓
567408J	432	45	37	330	131	12x19.3xM12	36
567410J	432	45	35	335	208	10xM16	37
569133J	335	34	30	118	154	2xM8 10xM14x1.5	17
569134J	335	34	30	93	90	10x1.5xM10	17
FCR331A	377	45	37	111	106	12x17	23

21

Rivet Ref	Head Size	Shank Ø x Shank Length	Drawing type	Head Shape	T = tubular S = semi-tubular	Material	Material Description	Type B – Semi-Tubular Rivet	Type C – Tubular Rivet
									
8162080001	15.5	8 x 15	Type C	Flat	T (Stepped)	Steel	1 x JURID RIVETS BAG INCLUDES 100 PCS		
8162080002	15.5	8 x 18	Type C	Flat	T (Stepped)	Steel	1 x JURID RIVETS BAG INCLUDES 100 PCS		

- | | |
|--|--|
| <ul style="list-style-type: none"> 1 Hersteller 2 Modell 3 Fahrzeugtyp (Lastwagen, Anhänger, Bus, Transporter, Bremsenhersteller) 4 Baujahr 5 Einbauseite 6 Bestellnr. Bremsbelag 7 Menge im Satz 8 WVA 9 Durchmesser von Brems Scheibe oder -trommel 10 Länge | <ul style="list-style-type: none"> 11 Höhe 12 Stärke 13 Bestellnr. Verschleißanzeige 14 Bemerkung 15 Bestellnr. Nieten 16 Menge Nieten 17 Bestellnr. Brems Scheibe 18 Referenzabbildung Bremsbelag 19 Referenzabbildung Verschleißanzeige 20 Technischer Leitfaden Brems Scheiben 21 Technischer Leitfaden Nieten |
|--|--|

													
1 ...MAN													
2 TG1 ALLRAD													
13T		F	2921305390	4	29213	211	92.5	30	587082				
		R	2921305390	4	29213	211	92.5	30	587082				
TG-A Series													
All-Wheel Drive Models	04/00 -	F	19495.0	8	19495	410	177	183	17	587017	587018 Opt for second axle size	8162080002	64
AWD 6x6/8x8 Models		R	19496.0	8	19496	410	177	223	17	587017	587018 Opt for second axle size	8162080002	64
			17238.0	8	17238	410	175	143	17	587009	Auxiliary axle	8162080001	64
TGL Series													
7.150, 7.180, 8.180, 8.210, 8.240, 10.180, 10.210, 10.240, 12.180, 12.210, 12.240 FC, FK, FRC, FRK, FLC, FLRC 265kW	04/05 -	F	2914809560	2	29148	335	185	84	34				569134J
		R	2914809560	2	29148	335	185	84	34				569133J
	04/05 -			2	29115	175	84	27					
				2	29115	175	84	27					
TGM Series													
12t 176-206kW	10/05 -	F	2928705390	4	29287	377	211	100	30	587020			FCR331A
		R	2928705390	4	29287	377	211	100	30	587020			FCR331A
13-15t 176-206kW	03/06 -	F	2928705390	4	29287	377	211	100	30	587020			567403J
		R	2928705390	4	29287	377	211	100	30	587020			567403J
18-26t 176-240kW		F	2925305390	4	29253	432	247.5	109.5	30				567408J
		R	2925305390	4	29253	432	247.5	109.5	30				567410J
TGS, TGX													
TGS, TGX 18-50 tons fitting Wabco MAXX22	10/07 -	F	2925305390	4	29253	432	247.5	109.5	30				567408J
		R	2922305390	4	29223	432	217.5	108	30.5	587074W	Accessory kit included		567410J
	10/07 -	F	2925305390	4	29253	432	247.5	109.5	30				567408J
		R	2922305390	4	29223	432	217.5	108	30.5	587074W	Accessory kit included		567410J

- 1 Constructeur
- 2 Modèle
- 3 Type de véhicule (camion, remorque, bus, VUL, fabricant de freins)
- 4 Année
- 5 Position de montage
- 6 Réf. plaquette ou garniture
- 7 Définir quantité
- 8 WVA
- 9 Diamètre disque ou tambour de frein
- 10 Longueur





- 11 Hauteur
- 12 Épaisseur
- 13 Réf. témoin d'usure
- 14 Commentaires
- 15 Réf. rivet
- 16 Quantité de rivets
- 17 Réf. disque
- 18 Schéma de référence plaquettes
- 19 Schéma de référence témoin d'usure
- 20 Guide technique des disques
- 21 Guide technique des rivets

18

MAN

2914809560 29115/29148 KNR SB/SMS 	2921305390 29213 KNR SNG 	2922305390 29223 WABCO MAXX22 	2925305390 29252 KNR SB/SN7 	2928705390 29287 KNR SB/SN6 
--	---	--	---	--

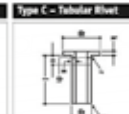
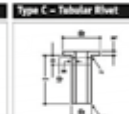
19

587009 ↔ 195 4 	587017 ↔ 205 2 	587020 ↔ 400 2 	587082 ↔ 490 2 
---	---	---	--

20
















	A	B	C	D		Kg	ABS
567403J	377	45	38	328	162	10xM14	23
567407J	432	45	35	335	208	10xM16	35 ✓
567408J	432	45	37	330	131	15x19.3xM12	36
567410J	432	45	35	335	208	10xM16	37
569133J	335	34	30	118	154	2xM8 10xM14x1.5	17
569134J	335	34	30	93	90	10x1.5xM10	17
FCR331A	377	45	37	111	106	12x17	23

21

Rivet Ref	Head Size	Shank Ø x Shank Length	Drawing type	Head Shape	T = tubular S = semi-tubular	Material	Material Description	Type B - Semi-Tubular Rivet		Type C - Tubular Rivet	
								Diagram		Diagram	
8162080001	15.5	8 x 15	Type C	Flat	T (Stepped)	Steel	1 x JURID RIVETS BAG INCLUDES 100 PCS				
8162080002	15.5	8 x 18	Type C	Flat	T (Stepped)	Steel	1 x JURID RIVETS BAG INCLUDES 100 PCS				

- 1 Produttore
- 2 Modello
- 3 Tipo di veicolo (camion, rimorchio, autobus, veicoli commerciali leggeri, produttore di freni)
- 4 Anno
- 5 Posizione di montaggio
- 6 Codice pastiglia o ceppo
- 7 Quantità definita
- 8 WVA
- 9 Diametro tamburo o disco freno
- 10 Lunghezza
- 11 Altezza

- 12 Spessore
- 13 Codice indicatore di usura
- 14 Commenti
- 15 Codice rivetto
- 16 Quantità rivetti
- 17 Codice disco
- 18 Immagine di consultazione rapida pastiglia freno
- 19 Immagine di consultazione rapida indicatore di usura
- 20 Guida tecnica disco
- 21 Guida tecnica rivetto


              													
1 ...MAN													
2 TG1 ALLRAD													
13T		F	2921305390	4	29213		211	92.5	30	587082			
		R	2921305390	4	29213		211	92.5	30	587082			
TG-A Series													
All-Wheel Drive Models	04/00 -	F	19495.0	8	19495	410	177	183	17	587017	587018 Opt for second axle size	8162080002	64
AWD 6x6/8x8 Models		R	19496.0	8	19496	410	177	223	17	587017	587018 Opt for second axle size	8162080002	64
			17238.0	8	17238	410	175	143	17	587009	Auxiliary axle	8162080001	64
TGL Series													
7.150, 7.180, 8.180, 8.210, 8.240, 10.180, 10.210, 10.240, 12.180, 12.210, 12.240 FC, FK, FRC, FRK, FLC, FLRC 265kW	04/05 -	F	2914809560	2	29148	335	185	84	34				569134J
		R	2914809560	2	29148	335	185	84	34				569133J
	04/05 -			2	29115		175	84	27				
				2	29115		175	84	27				
TGM Series													
12t 176-206kW	10/05 -	F	2928705390	4	29287	377	211	100	30	587020			FCR331A
		R	2928705390	4	29287	377	211	100	30	587020			FCR331A
13-15t 176-206kW	03/06 -	F	2928705390	4	29287	377	211	100	30	587020			567403J
		R	2928705390	4	29287	377	211	100	30	587020			567403J
18-26t 176-240kW		F	2925305390	4	29253	432	247.5	109.5	30				567408J
		R	2925305390	4	29253	432	247.5	109.5	30				567410J
TGS, TGX													
TGS, TGX 18-50 tons fitting Wabro MAXX22	10/07 -	F	2925305390	4	29253	432	247.5	109.5	30				567408J
		R	2922305390	4	29223	432	217.5	108	30.5	587074W	Accessory kit included		567410J
	10/07 -	F	2925305390	4	29253	432	247.5	109.5	30				567408J
		R	2922305390	4	29223	432	217.5	108	30.5	587074W	Accessory kit included		567410J

- 1 Fabricante
- 2 Modelo
- 3 Tipo de vehículo (camión, remolque, autobús, vehículo industrial ligero, fabricante de frenos)
- 4 Año
- 5 Posición de montaje
- 6 Ref. de la pastilla o forro
- 7 Cantidad por juego
- 8 WVA
- 9 Diámetro del disco o del tambor de freno
- 10 Longitud
- 11 Altura





- 12 Grosor
- 13 Ref. del indicador de desgaste
- 14 Comentarios
- 15 Referencia del remache
- 16 Cantidad de remaches
- 17 Referencia del disco
- 18 Imagen de referencia rápida de la pastilla de freno
- 19 Imagen de referencia rápida del indicador de desgaste
- 20 Guía técnica del disco
- 21 Guía técnica del remache

18

MAN

2914809560 29115/29148 KNR SB/SMS 	2921305390 29213 KNR SNG 	2922305390 29223 WABCO MAXX22 	2925305390 29252 KNR SB/SN7 	2928705390 29287 KNR SB/SN6 
--	---	--	---	--

19

587009 ↔ 195 4 	587017 ↔ 205 2 	587020 ↔ 400 2 	587082 ↔ 490 2 
---	---	---	--

20

	A	B	C	D		Kg	ABS
567403J	377	45	38	328	162	10xM14	23
567407J	432	45	35	335	208	10xM16	35 ✓
567408J	432	45	37	330	131	12x19.3xM12	36
567410J	432	45	35	335	208	10xM16	37
569133J	335	34	30	118	154	2xM8 10xM14x1.5	17
569134J	335	34	30	93	90	10x1.5xM10	17
FCR331A	377	45	37	111	106	12x17	23

21

Rivet Ref	Head Size	Shank Ø x Shank Length	Drawing type	Head Shape	T = tubular S = semi-tubular	Material	Material Description	Type B - Semi-Tubular Rivet		Type C - Tubular Rivet	
								Type B - Semi-Tubular Rivet		Type C - Tubular Rivet	
8162080001	15.5	8 x 15	Type C	Flat	T (Stepped)	Steel	1 x JURID RIVETS BAG INCLUDES 100 PCS				
8162080002	15.5	8 x 18	Type C	Flat	T (Stepped)	Steel	1 x JURID RIVETS BAG INCLUDES 100 PCS				

- 1 Fabricante
- 2 Modelo
- 3 Tipo de veículo (camião, reboque, autocarro, veículo comercial ligeiro, fabricante de travões)
- 4 Ano
- 5 Posição de montagem
- 6 Ref. Pastilha/Calço
- 7 Quantidade do Jogo
- 8 WVA
- 9 Diâmetro do disco ou do tambor do travão
- 10 Comprimento
- 11 Altura

- 12 Espessura
- 13 Ref. do indicador de desgaste
- 14 Comentários
- 15 Referência do rebite
- 16 Quantidade de rebites
- 17 Referência do disco
- 18 Imagem de referência rápida da pastilha do travão
- 19 Imagem de referência rápida do indicador de desgaste
- 20 Guia técnico do disco
- 21 Guia técnico do rebite

1 ...MAN		2 TG1 ALLRAD		3		4		5		6		7		8		9		10		11		12		13		14		15		16		17	
13T		F	2921305390	4	29213	211	92.5	30	587082																								
TG-A Series		R	2921305390	4	29213	211	92.5	30	587082																								
All-Wheel Drive Models		04/00 -	F 19495.0	8	19495	410	177	183	17	587017	587018 Opt for second axle size	8162080002	64																				
AWD 6x6/8x8 Models			R 19496.0	8	19496	410	177	223	17	587017	587018 Opt for second axle size	8162080002	64																				
			17238.0	8	17238	410	175	143	17	587009	Auxiliary axle	8162080001	64																				
TGL Series																																	
7.150, 7.180, 8.180, 8.210, 8.240, 10.180, 10.210, 10.240, 12.180, 12.210, 12.240 FC, FK, FRC, FRK, FLC, FLRC 265kW		04/05 -	F 2914809560	2	29148	335	185	84	34																							569134J	
		04/05 -	R 2914809560	2	29148	335	185	84	34																							569133J	
				2	29115	175	84	27																									
TGM Series																																	
12t 176-206kW		10/05 -	F 2928705390	4	29287	377	211	100	30	587020																						FCR331A	
			R 2928705390	4	29287	377	211	100	30	587020																							FCR331A
13-15t 176-206kW		03/06 -	F 2928705390	4	29287	377	211	100	30	587020																							567403J
			R 2928705390	4	29287	377	211	100	30	587020																							567403J
18-26t 176-240kW			F 2925305390	4	29253	432	247.5	109.5	30																							567408J	
			R 2925305390	4	29253	432	247.5	109.5	30																							567410J	
TGS, TGX																																	
TGS, TGX 18-50 tons fitting Wabro MAXX22		10/07 -	F 2925305390	4	29253	432	247.5	109.5	30																							567408J	
			R 2925305390	4	29253	432	217.5	108	30.5	587074W	Accessory kit included																					567410J	
		10/07 -	F 2925305390	4	29253	432	247.5	109.5	30																							567408J	
			R 2925305390	4	29253	432	217.5	108	30.5	587074W	Accessory kit included																					567410J	

- 1 Fabrikant
- 2 Model
- 3 Voertuigtype: (vrachtwagen, aanhanger, bus, lichte bedrijfswagen, remmenfabrikant)
- 4 Jaar
- 5 Montagepositie
- 6 Remblok-, of remvoeringreferentie
- 7 Aantal instellen
- 8 WVA
- 9 Diameter remschijf of remtrommel
- 10 Lengte





- 11 Hoogte
- 12 Dikte
- 13 Slijtage-indicator, referentie
- 14 Opmerkingen
- 15 Klinknagel, referentie
- 16 Klinknagel, aantal
- 17 Remschijf, referentie
- 18 Remblok, snelgids met afbeelding
- 19 Remblok, snelgids met afbeelding
- 20 Technische handleiding, remschijf
- 21 Technische handleiding, klinknagel

18

MAN

2914809560 29115/29148 KNR SB/SMS 	2921305390 29213 KNR SNG 	2922305390 29223 WABCO MAXX22 	2925305390 29252 KNR SB/SN7 	2928705390 29287 KNR SB/SN6 
--	---	--	---	--

19

587009 ↔ 195 4 	587017 ↔ 205 2 	587020 ↔ 400 2 	587082 ↔ 490 2 
---	---	---	--

20

	A	B	C	D		Kg	ABS
567403J	377	45	38	328	162	10xM14	23
567407J	432	45	35	335	208	10xM16	35 ✓
567408J	432	45	37	330	131	15x19 3xM12	36
567410J	432	45	35	335	208	10xM16	37
569133J	335	34	30	118	154	2xM8 10xM14x1.5	17
569134J	335	34	30	93	90	10x1.5 2xM10	17
FCR331A	377	45	37	111	106	12x17	23

21

Rivet Ref	Head Size	Shank Ø x Shank Length	Drawing type	Head Shape	T = tubular S = semi-tubular	Material	Material Description	Type B – Semi-Tubular Rivet	Type C – Tubular Rivet
									
8162080001	15.5	8 x 15	Type C	Flat	T (Stepped)	Steel	1 x JURID RIVETS BAG INCLUDES 100 PCS		
8162080002	15.5	8 x 18	Type C	Flat	T (Stepped)	Steel	1 x JURID RIVETS BAG INCLUDES 100 PCS		

- | | |
|---|---|
| <ul style="list-style-type: none"> 1 Производитель 2 Модель 3 Тип автомобиля (грузовой автомобиль, прицеп, автобус, малотоннажный грузовой автомобиль, производитель тормозной системы) 4 Год 5 Расположение при установке 6 Артикул дисковой тормозной колодки или барабанной тормозной накладке 7 Количество в комплекте 8 Код WVA 9 Диаметр тормозного диска или барабана | <ul style="list-style-type: none"> 10 Длина 11 Высота 12 Толщина 13 Артикул датчика износа 14 Комментарий 15 Артикул заклепки 16 Количество заклепок 17 Артикул тормозного диска 18 Упрощенное изображение тормозной колодки 19 Упрощенное изображение индикатора износа 20 Техническое руководство по тормозным дискам 21 Техническое руководство по заклепкам |
|---|---|

1 ...MAN		2 TG1 ALLRAD		3		4		5		6		7		8		9		10		11		12		13		14		15		16		17	
13T		F	2921305390	4	29213	211	92.5	30	587082																								
TG-A Series		R	2921305390	4	29213	211	92.5	30	587082																								
All-Wheel Drive Models		04/00 -	F	19495.0	8	19495	410	177	183	17	587017	587018 Opt for second axle size	8162080002	64																			
AWD 6x6/8x8 Models			R	19496.0	8	19496	410	177	223	17	587017	587018 Opt for second axle size	8162080002	64																			
			R	17238.0	8	17238	410	175	143	17	587009	Auxiliary axle	8162080001	64																			
TGL Series																																	
7.150, 7.180, 8.180, 8.210, 8.240, 10.180, 10.210, 10.240, 12.180, 12.210, 12.240 FC, FK, FRC, FRK, FLC, FLRC 265kW		04/05 -	F	2914809560	2	29148	335	185	84	34																						569134J	
		04/05 -	R	2914809560	2	29148	335	185	84	34																						569133J	
			R		2	29115	175	84	27																								
TGM Series																																	
12t 176-206kW		10/05 -	F	2928705390	4	29287	377	211	100	30	587020																					FCR331A	
			R	2928705390	4	29287	377	211	100	30	587020																						FCR331A
13-15t 176-206kW		03/06 -	F	2928705390	4	29287	377	211	100	30	587020																						567403J
			R	2928705390	4	29287	377	211	100	30	587020																						567403J
18-26t 176-240kW			F	2925305390	4	29253	432	247.5	109.5	30																						567408J	
			R	2925305390	4	29253	432	247.5	109.5	30																							567410J
TGS, TGX																																	
TGS, TGX 18-50 tons fitting Wabco MAXX22		10/07 -	F	2925305390	4	29253	432	247.5	109.5	30																							567408J
			R	2922305390	4	29223	432	217.5	108	30.5	587074W	Accessory kit included																				567410J	
		10/07 -	R	2925305390	4	29253	432	247.5	109.5	30																							567410J
			R	2922305390	4	29223	432	217.5	108	30.5	587074W	Accessory kit included																					567410J

- 1 Producent
- 2 Model
- 3 Typ pojazdu (pojazd ciężarowy, naczepa, autobus, pojazd dostawczy, producent hamulców)
- 4 Rok
- 5 Miejsce montażu
- 6 Nr ref. klocka lub okładziny
- 7 Ilość w zestawie
- 8 WVA
- 9 Średnica tarczy lub bębna hamulcowego
- 10 Długość

- 11 Wysokość
- 12 Grubość
- 13 Nr ref. wskaźnika zużycia
- 14 Uwagi
- 15 Nr ref. nitu
- 16 Ilość nitów
- 17 Nr ref. tarczy
- 18 Ilustracja pogładowa klocka hamulcowego
- 19 Ilustracja pogładowa wskaźnika zużycia
- 20 Instrukcja techniczna dot. tarczy
- 21 Instrukcja techniczna dot. nitu

18

MAN

2914809560
29115/29148 KNR SB/SMS



2921305390
29213 KNR SNG



2922305390
29223 WABCO MAXX22



2925305390
29252 KNR SB/SN7



2928705390
29287 KNR SB/SN6



19

MAN

587009 ↔ 195
4



587017 ↔ 205
2



587020 ↔ 400
2



587082 ↔ 490
2



20

MAN

567403J																																																																																																																																																																																																																																																																																																																																																																																																																																																																																																																																																																																																																																																																																																																													



WVA



!

**FORD****Transit III**

All Models	09/85→09/91	F	571336J	4	21141	270	114	58	18		FBA556; SWB/Dual Tyre FBA420; 2 Piston Caliper			561121J 561378J 561378JC
			FVR833	4	20364	254	90	70	15					
			FVR829	4	20359		102	75	18					

Transit IV

All Models	09/91→06/94	F	FVR700	4	21470	254	139	65	18		FBA514; 14" Wheel			561624J 561624JC 561378J 561378JC
			FVR701	4	21469	254	137	74	18					

Transit V

All Models	06/94→03/00	F	FVR700	4	21470	254	139	65	18		FBA514; →98, 14" Wheel			561624J 561624JC 561625J 561625JC 561624J 561624JC 561625J 561625JC	
			FVR701	4	21469	270	137	74	18						FBA514; →98, 15" Wheel
			FVR700	4	21470	254	137	65	18						FBA514; 98→, 14" Wheel
			FVR701	4	21469	270	137	74	18						FBA514; 98→, 15" Wheel

Transit VI

All Models	08/00→06/06	F	573015J	4	23434	276	169	63.5	18.7		RWD			562141J 562141JC 562140J 562140JC
			573110J	4	23840	294	169	62.5	18.7					

Transit VII

All Models	07/06→	F	573275J	4	24484	300	164.9	66.6	18.8		RWD			562540JC 562541JC 562537JC 562638JC	
			573276J	4	24485	280	164.9	65.1	18.8						FWD
			573277J	4	24486	280	122.9	53.6	17.2						Dual Tyre
			573277J	4	280										

IVECO**Daily**

All Models 35.12 (Turbo)	1986→1996	R	15030.0	2	15742	270	211	79	8			93038	52					
				2	15039	270	244	79	8									
				All Models 40.10 (Turbo)														
				All Models 45.10 (Turbo)														
All Models 49.10 (Turbo)																		
All Models 49.10, 49.12 (Turbo)																		
All Models 59.12 (Turbo)	1991→05/96	R	17096.0	2	17313	310	236	100	12.9			8103060013	52					
				2	17318	310	280	100	12.9									

Daily I 78→99

30.8		F	FVR377	4	21048	267	110	74	18.3		FBA457; BRE →04/86 FBA457; BRE 04/86→12/89			561612J 561127J 561127JC								
			571447J	4	21048	267	110	73	18.3													
			571444J	4	20653		102	75	18						FBA581; LKD 04/86→12/89, Opt BRE 01/90→05/96							
			571416J	4	29013	267	110	73	18.3													
			FVR656	4	21480		105	75	18						FBA581; LKD 01/90→05/95, Opt FBA457, BRE 01/90-05/96, Opt BRE 05/96→							
			571422J	4	29041	267	110	73	18.3													
			573174J	4	29140	267	110	73	18.3													
			2912109561	4	29121	290	165	66	20							587024	BRE 05/96→					
					R	2912109561	4	29121	289						165	66	20	587024	BRE 05/96→			561612J 561127J 561127JC 567118J 567128J
			30.9 i		F	573081J	4	29139							110	73	18.3		BRE			



WVA



!

**...IVECO****...Daily I 78→99**

35.8	F	FVR377	4	21048	267	110	74	18.3	587024	FBA457; BRE →04/86	561612J 569271J 561127J 561127JC				
		FVR829	4	20359	280	102	75	18		LKD 01/85→12/89					
		571447J	4	21048	267	110	73	18.3		FBA457; BRE 04/86→12/89					
		571444J	4	20653		102	75	18		FBA581; LKD 04/86→12/89, Opt					
		FVR656	4	21480		105	75	18		FBA581; LKD 01/90→05/95, Opt					
		571422J	4	29041	267	110	73	18.3		FBA457; BRE 01/90-05/96, Opt					
		2912109561	4	29121	290	165	66	20		BRE 05/96→					
		2912109561	4	29121	289	165	66	20		BRE 05/96→					
35.10	F	571447J	4	21048	267	110	73	18.3	587024	FBA457; BRE 04/86→12/89	561127J 561127JC 561612J 561127J 561127JC 567118J 567128J				
		571444J	4	20653		102	75	18		FBA581; LKD 04/86→12/89, Opt					
		571422J	4	29041	267	110	73	18.3		FBA457; BRE 01/90-05/96, Opt					
		FVR656	4	21480		105	75	18		FBA581; LKD 01/90→05/95, Opt					
		573174J	4	29140	267	110	73	18.3		BRE 05/96→					
		2912109561	4	29121	290	165	66	20		BRE 05/96→					
		2912109561	4	29121	289	165	66	20		BRE 05/96→					
		35.12	F	571446J	4	20465	280	149		69		18	587024	LKD →05/96, Turbo	569271J 561612J 567118J 567128J
FVR656	4			21480		105	75	18	FBA581; LKD 01/90→05/95, Opt						
571422J	4			29041	267	110	73	18.3	FBA457; BRE 01/90→05/96, Opt						
571419J	4			29138		149	69	18	BRE 05/96→						
2912109561	4			29121	290	165	66	20	BRE 05/96→						
2912109561	4			29121	289	165	66	20	BRE 05/96→						
40.8	F			FVR829	4	20359	280	102	75	18	587024	→04/86		569271J 561127J 561127JC 569271J 561127J 561127JC 569271J 561127J 561127JC	
				FVR377	4	21048	267	110	74	18.3		FBA457; →04/86			
		571446J	4	21006	280	149	69	18	FBA433; →12/86, Turbo						
		571447J	4	21048		110	73	18.3	FBA457; 05/86→12/89						
		571444J	4	20653		102	75	18	FBA581; 05/86→12/89, Opt						
		571446J	4	29040	280	149	69	18	FBA433; 01/87→05/96, Turbo						
		571422J	4	29041	267	110	73	18.3	FBA457; 01/90→05/96						
		FVR656	4	21480		105	75	18	FBA581; 01/90→05/96, Opt						
40.10	F	571419J	4	29138		149	69	18	587024	01/97→	569271J 569271J 569271J 569271J				
		571446J	4	21006	280	149	69	18		FBA433; →12/96					
		571446J	4	20465	280	149	69	18		LKD →12/96, Turbo					
		45.10	F	571446J	4	20465	280	149		69		18	587024	LKD →05/96, Turbo	569271J 569271J 569271J
571446J	4			21006	280	149	69	18	FBA433; →12/96						
571446J	4			29040	280	149	69	18	FBA433; 01/87→05/96, Turbo						
571419J	4			29138		149	69	18	05/96→						
45.12	F	571446J	4	20465	280	149	69	18	587024	LKD →04/96, Turbo	569271J				
		571419J	4	29138		149	69	18		05/96→					
49.10	F	571446J	4	20465	280	149	69	18	587024	LKD →05/96, Turbo	569271J 569271J 569271J 567118J 567128J				
		571446J	4	21006	280	149	69	18		FBA433; →12/96					
		571446J	4	29040	280	149	69	18		FBA433; 01/87→05/96, Turbo					
		571419J	4	29138		149	69	18		05/96→					
		2912109561	4	29121	290	165	66	20		BRE 05/96→					
		2912109561	4	29121	289	165	66	20		BRE 05/96→					
49.12	F	571446J	4	20465	280	149	69	18	587024	LKD →05/96, Turbo	569271J 567118J 567128J				
		571419J	4	29138		149	69	18		05/96→					
		2912109561	4	29121	290	165	66	20		BRE 05/96→					
		2912109561	4	29121	289	165	66	20		BRE 05/96→					
52.10, 52.12	F	571446J	4	20465	280	149	69	18	587024	LUC	569271J				
		59.12	F	2900109561	4	29001	290	174		69		20	→04/96		
FVR1350	4			29001	280	175	70	20	05/96→						



2900109561
29001 WABCO

2912109561
29121 BREMBO

571419J
29012 BRE

571422J
21620 BRE

571444J
20653 LKD

571446J
20465 LKD

571447J
21048 BRE

573174J
29140 BRE

FVR377
21048 BRE

FVR656
21480 LKD

FVR829
20359 LKD

FVR1350
29001 PER



587024 ← 295
2

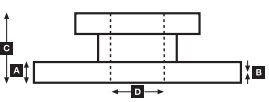
FBA433

FBA457

FBA581



								Kg		ABS									Kg		ABS	
561127J			267	14.2	12.8	111	58	6	10.8			567124J			290	25	23	160.5	120	20.2		
561612J			267	14.2	12.8	154	58.3	6	12.4			567128J			289	22	19	84.5	84	9.3		
567118J			290	22	20	110.5	68	6xM18 6x12.4	15			569271J			280	16	13	142	105	13.4		





WVA



!

**...IVECO****Daily II 99→06**

29L	F	2912114530	4	29121	276	165	66	18	587024			569104J
	R	2912309560	4	29123	276	109.5	64	20	587043	Single Wheel (-) ABS		569105J
		2912309560	4	29123	425	109.5	64	20	587043	Single Wheel (+) ABS		567130J
35C, 35S, 50C, 65C 15	F	2912109561	4	29121	290	165	66	20	587024			567118J
		2912114530	4	29121	290	165	66	18	587024			569168J
	R	2912109561	4	29121	289	165	66	20	587024	Twin Wheels		567128J
		2912309560	4	29123	289	109.5	64	20	587043	Single Wheel		567128J
60C, 65C	F	FVR1791	4	29237	290	164.5	68	20				569154J
	R	FVR1791	4	29237	306	164.5	68	20				569159J

Daily III 06→

29L	F	2922909560	4	29229	300	163.5	67	20.5	587038			569165J
	R	2923209560	4	29232	296	141.5	72.5	20.5	587039	(-) ABS Crown		569162J
		2912309560	4	29123	296	109.5	64	20	587039	(+) ABS Crown		569163J
35S	F	2922909560	4	29229	300	163.5	67	20.5	587038			569165J
	R	2923209560	4	29232	296	141.5	72.5	20.5	587039	(-) ABS Crown		569162J
		2923209560	4	29232	296	141.5	72.5	20.5	587039	(+) ABS Crown		569163J
35C, 40C, 50C	F	2922909560	4	29229	290	163.5	67	20.5	587038			569164J
	R	2923209560	4	29232	294	141.5	72.5	20.5	587039	Twin Wheel		569195J
		2923209560	4	29232	294	141.5	72.5	20.5	587039	Twin Rear Wheel, (+) ABS Crown		569192J
60C, 65C	F	2937409560	4	29122	301	175	86	22	587045	BRE		569153J
	R	2923109560	4	29231	306	184	64	22.5	587038	BRE		562805JC

MERCEDES-BENZ**MB100**

All Models	02/88→02/96	F	FVR752	4	20932	239	146	61	14		FBA521		561577J
	1996→		2983505440	4	29835	238	175	85	22	587004	FAC174		561577JC
		R	2983505440	4	29835	238	175	85	22	587004	FAC174		561577J

MB140

MB140		F	572374J	4	20984		167	62	17				
-------	--	---	---------	---	-------	--	-----	----	----	--	--	--	--

Sprinter (905)

616 Cdi	04/01→	F	FVR1791	4	29237	290	164.5	68	20				
		R	2983509560	4	29835	304	175	85	22		FAC174		

Sprinter 2-T (901, 902)

All Models	1995→05/06	F	571844J	4	21576	276	156	65	20.5	587010			569122J
			573190J	4	23990	276	156	65	20	587010			569122J
		R	571846J	4	21621	272	141	49	17	581384	2.5 ton		567761J
			571846J	4	21621	258	141	49	17	581384	3.5 ton		567771J

Sprinter 3-T (903)

All Models	02/95→05/06	F	571844J	4	21576	276	156	65	20.5	587010	ATE		569122J
			573190J	4	23990	276	156	65	20	587010			569122J
			571946J	4	23022	276	135	66	20.6	587010	BOS		569122J
		R	571846J	4	21621	272	141	49	17	581384	2.5 ton		567761J
			573191J	4	21592	272	156	55	19	587010	ATE		567761J
			2915309560	4	29153		164.6	73	19.7		PER		
All Models	05/00→05/06	R	571950J	4	23021	272	126	63	18.6	587010	BOS		567761J
		R	571846J	4	21621	258	141	49	17	581384	3.5 ton		567771J

Sprinter 3-T (906)

All Models	06/06→	F	2919209560	4	29192	300	163	67	21	581515;587047			569136J
		R	2919009561	4	29190	298	137	63	19.5	581404			569137J

2912109561
29121 BREMBO

2912114530
29121 BREMBO

2912309560
29123 BREMBO

2915309560
29153 PERROT

2919009561
29190 BOSCH

2919209560
29192 BREMBO

2922909560
29229 BREMBO

2923109560
29231 BREMBO

2923209560
29232 BREMBO

2937409560
29374 BRE 2 x 68

2983505440
29835 MERITOR

2983509560
29835 MERITOR

571844J
21576 ATE

571846J
21621 ATE

571946J
23022 BOS

571950J
23021 BOS

572374J
20984 BDX

573190J
23990 ATE

573191J
23901 ATE

FVR752
20932 BDX

FVR1791
29237 BRE

581384 ↔ 189
2
Diagram of shock absorber 581384

581404 ↔ 95
2
Diagram of shock absorber 581404

581515 ↔
Diagram of shock absorber 581515

587004 ↔ 238
2+2
Diagram of shock absorber 587004

587010 ↔ 210
2
Diagram of shock absorber 587010

587024 ↔ 295
2
Diagram of shock absorber 587024

587038 ↔ 130
2
Diagram of shock absorber 587038

587039 ↔ 300
2
Diagram of shock absorber 587039

587043 ↔ 295
2
Diagram of shock absorber 587043

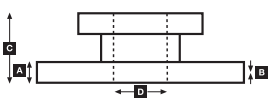
587045 ↔ 210
2
Diagram of shock absorber 587045

587047 ↔
Diagram of shock absorber 587047

FAC174
2x
4x
Diagram of suspension part FAC174

FBA521
Diagram of suspension part FBA521

Part No.	Icon	Ø	A	B	C	D	Icon	Kg	ABS	Part No.	Icon	Ø	A	B	C	D	Icon	Kg	ABS
561577J		238.5	16	14.5	79	102	5	6.1		569137J		298	16	14	71	85	6x15 1x9	7.3	
567118J		290	22	20	110.5	68	6xM18 6x12.4	15		569154J		290	26	23	53	80	9x12.5	7.4	
567128J		289	22	19	84.5	84	8x10.5	9.3		569159J		305	22	19	136	178	6xM10	13.7	
567130J		425	45	43	170.5	285	10	43.6		569162J		296	16	13	69.5	76	6	7.6	
567761J		272	16	14	96	85	5x15 1x9/17 1x16/23	6.9		569163J		296	16	13	69.5	76	6	7.6	✓
567771J		258	12	10	96	85	5		569164J		290	28	25	46	74	9	8.5		
569104J		276	22	19	72.5	73	5x15.7 2x8.7	8		569165J		300	28	25	74.5	78	6	8.6	
569105J		276	16	13	67	73	5x15.6 2x8.7	11		569168J		290	22	19	110.5	64	6	14.8	
569122J		276	22	19	77	85	5x15 1x9/17 1x16/23	6.8		569192J		294	24	21	87.5	128	8	8.7	✓
569136J		300	28	25	68.5	85	6x15 1x9	9.2		569195J		294	24	21	83.5	128	8	8.3	





WVA



!

**...MERCEDES-BENZ****Sprinter 4-T (904)**

All Models	02/95→04/00	F	571844J	4	21576	276	156	65	20.5	587010	ATE		569122J
			573190J	4	23990	276	156	65	20	587010			569122J
			571946J	4	23022	276	135	66	20.6	587010	BOS		569122J
		R	2915309560	4	29153	285	164.6	73	19.7	581384	PER		567810J
			571950J	4	23021	272	126	63	18.6	587010	BOS		567761J
All Models	05/00→05/06	F	2915309560	4	29153	276	164.6	73	19.7	581384	PER		569122J
			571946J	4	23022	276	135	66	20.6	587010	BOS		569122J
			2915309560	4	29153	285	164.6	73	19.7	581384	PER		567810J
		R	571950J	4	23021	272	126	63	18.6	587010	BOS		567761J

Sprinter 4-T (906)

All Models	06/06→	F	2920009560	4	29200	300	169.5	73.5	20.5	581515;587047			569136J
			2921709560	4	29217	303	165	78.5	20.5	587048	Vented Disc, BOS		569138J
		R	2919009561	4	29190	298	137	63	19.5		Solid Disc, BOS		569137J
			2915309560	4	29153		164.6	73	19.7		Vented Disc, PER		

Sprinter 5-T (906)

All Models	06/06→	F	2920009560	4	29200	300	169.5	73.5	20.5	581515;587047			569136J
		R	2921709560	4	29217	303	165	78.5	20.5	587048	Vented Disc		569138J
			2919009561	4	29190	298	137	63	19.5		Solid Disc		569137J

T 1 (601)

All Models	04/77→02/96	F	571825J	4	21186	280	149	74	18	FAI102	FBA433, with W.I.		561135J
			571272J	4	20784	280	149	69	17.8	FAI102	FBA433		561135J

T 1 (602)

All Models	1982→02/96	F	571825J	4	29784	280	149	74	18	FAI102	with W.I.		561135J
			571272J	4	29784	280	149	69	17.8	FAI102			561135J

T 1/TN

All Models	07/81→06/95	F	571825J	4	29784	280	149	74	18	FAI102	with W.I.		561135J
			571272J	4	29784	280	149	69	17.8	FAI102			561135J

T 1-Series

208, D 209 D 65kW/88PS 210 77kW/105PS 210 D 70kW/95PS	1977→09/82	R	11019.0	2	11582	230	174	34	8	FAI200		8103040014	42
	09/82→1994			1	11019	230	207	34	8	FAI200			
	1982→1994			1	11025	230	207	34	8	FAI200			
308, D 309 D 65kW/88PS 310 77kW/105PS 310 D 70kW/95PS	1977→09/82	R	13020.0	2	13532	260	201	54	8	FAI200		8103040014	52
	09/82→1994			2	13020	260	233	54	8	FAI200			
409 65kW/88PS 410 70kW/95PS 508 510	1982→1994	R	15030.0	2	15742	270	211	79	8	FAI200		93038	52
	1986→1994			2	15030	270	244	79	8	FAI200			

T 2/L

All Models	01/70→12/88	F	571825J	4	21186	280	149	74	18	FAI102	with W.I.		561854J
			571272J	4	20784	280	149	69	17.8	FAI102			561854J



...MERCEDES-BENZ

T 2/LN1

All Models	04/86→12/94	F	571825J	4	21186	280	149	74	18	FAI102	with W1.			561854J
			571272J	4	20784	280	149	69	17.8	FAI102				561854J
			2983505440	4	29835	324	175	85	22	587004	FAC174			567762J
			2983505440			280	175	85	22		FAC174			561135J
			2983505440			304	175	85	22		FAC174			561135JC
			2983505440							FAC174			569272J	

T 2-Series

507 D, 508 D, 510 D (4.6 to)	1986→08/96	R	15030.0	2	15742	270	211	79	8	FAI200		9308	52	
				2	15030	270	244	79	8	FAI200				
609 D (5.5 to) 66kW/90PS	1986→08/96	R	15059.0	2	15869	300	237	87	9.3	FAI201		8103060002	52	
				2	15059	300	264	87	9.3	FAI201				
709 D, 711 D (6.5 to)	1986→08/96	R	17350.0	2	17973	300	237	102	9.3	FAI201		8103060013	52	
				2	17350	300	264	102	9.3	FAI201				
809 D, 811 D, 814 D (7.5 to)		R	17351.0	2	17975	300	237	122	9.3	FAI201		8103060013	52	
				2	17351	300	264	122	9.3	FAI201				

Vario

All Models	09/96→	F	2983505440	4	29835	304	175	85	22	587004	FAC174			567770J	
			2983505440			324	175	85	22		FAC174			FCR163A	
		R	2983505440	4	29835	304	175	85	22	587004	FAC174				569126J
			2983505440			324	175	85	22		FAC174				569112J
			2983505440			304	175	85	22		FAC174; 16" Wheels				567769J
2983505440			324	175	85	22		FAC174; 17.5" Wheels		567763J					

V-Class (638/2)

All Models	02/97→	F	571844J	4	21576	276	156	65	20.5	587010	→12/97			562054J
			573190J	4	23990	276	156	65	20	587010	→12/97			562054JC
			571946J	4	23022		135	66	20.6		01/98→			562054J
		R	571845J	4	21904	280	64	57.4	17		→12/97			562065J
			571947J	4	23020		104	53	17.9	581429	01/98→			562065JC

Vito (638)

All Models	02/96→	F	571844J	4	21576	276	156	65	20.5	587010	ATE			562054J
			573190J	4	23990	276	156	65	20	587010				562054JC
			571946J	4	23022		135	66	20.6		BOS			562054J
		R	571845J	4	21904	280	64	57.4	17		ATE			562065J
			571947J	4	23020		104	53	17.9	581429	BOS			562065JC

Vito (639)

All Models	09/03→	F	573221J	4	24007	300	162	60.7	21					562392J
		R	573222J	4	24008	296	99	48.8	18.5					562392JC
														562263J
														562263JC

MULTICAR

Fumo

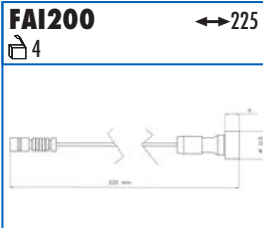
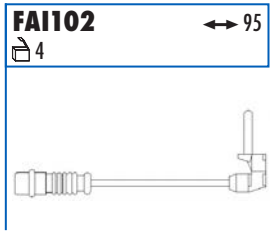
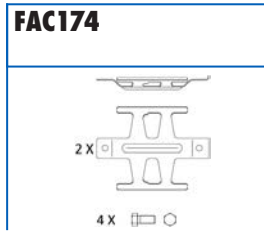
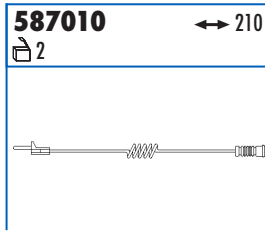
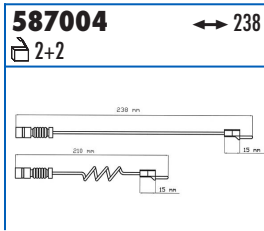
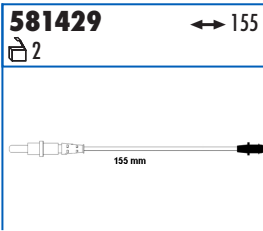
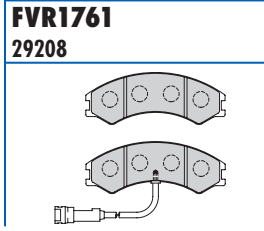
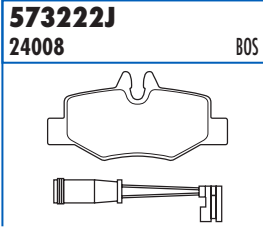
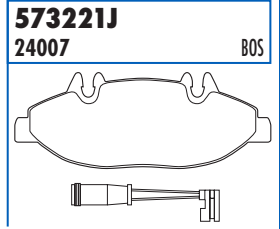
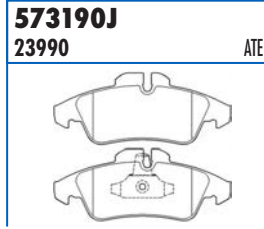
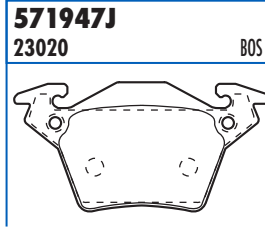
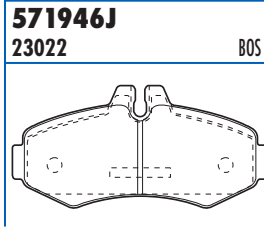
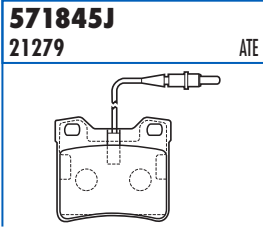
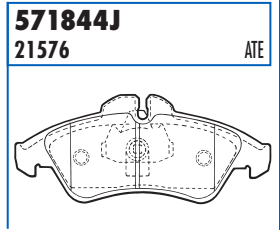
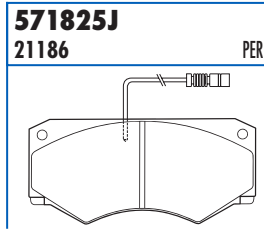
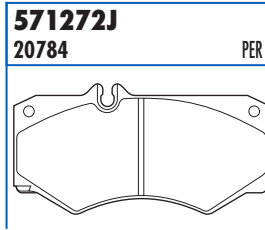
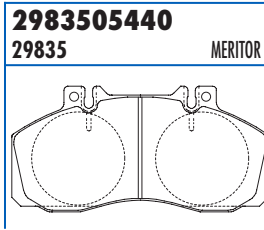
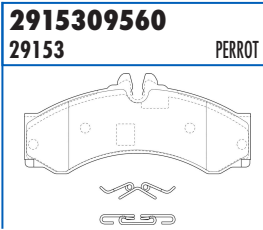
2.8, 3.0 78-107kW	01→	F	2915309560	4	29153	164.6	164.6	73	19.7		PER			569122J
		R	2915309560	4	29153	164.6	164.6	73	19.7		PER			567761J

M26

2.5, 2.8 62-78kW	01→	F	FVR1761	4	29208	150	150	56.1	17					
------------------	-----	---	---------	---	-------	-----	-----	------	----	--	--	--	--	--

M27

	09/10→	F	2915309560	4	29153	276	164.6	73	19.7		PER			569122J
		R	2915309560	4	29153	272	164.6	73	19.7		PER			567761J



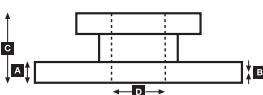
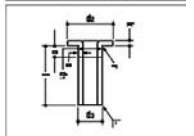
				A	B	C	D		Kg		ABS
561135J				280	16	13	78.5	88	5x18 5x12.5	7	
561854J				280	22	19	78.5	88	5x18 5x12.5	8.7	
562054J				276	22	20	60	67	5	6.1	
562065J				280	10	8	63.2	61	5	4.3	
562263J				296	10	8	57.7	67	5	4.8	
562392J				300	28	25	59	63	5	8.6	
567761J				272	16	14	96	85	5x15 1x9/17 1x16/23	6.9	
567762J				324	30	26	91	118	6xM12	11	

				A	B	C	D		Kg		ABS
567763J				324	30	27.75	120	120	6xM12	15	✓
567769J				304	30	27.75	120	120	6xM12	14	
567770J				304	30	26	91	118	6xM12	10.5	
569112J				324	30	36	120.5	157	6xM12	12.2	
569122J				276	22	19	77	85	5x15 1x9/17 1x16/23	6.8	
569126J				304	30	26	120	157	6xM12	11.4	
569272J				304	30	26	91	118	6xM12	10.5	
FCR163A				324	30	26	91	118	6xM12	11	



Rivet Ref	Head Size	Shank Ø x Shank Length	Drawing type	Head Shape	T = tubular S = semi-tubular	Material	Material Description
8103060002	11.5	6 x 10	Type C	Flat	T	Steel	1 x JURID RIVETS BAG INCLUDES 100 PCS
8103060013	11.5	6 x 12	Type C	Flat	T	Steel	1 x JURID RIVETS BAG INCLUDES 100 PCS
93038	9.5	5 x 10	Type C	Flat	T	Steel	1 x JURID RIVETS BAG INCLUDES 100 PCS

Type C – Tubular Rivet





WVA



!



#

**NISSAN****Cabstar**

28.11/35.13/35.15	10/06→	F	2922909561	4	29230	163.5	67	20.5				
		R	573318J	4	23921	109.8	50	20.5				
45.13/45.15	10/06→	F	2916009561	4	29160	164.5	68	20				569231J
		R	FVR4156	4	29121	164.8	66.5	20.3				

Cabstar E

90.32 66kW	10/98→	F	572374J	4	20984	276	167	62	17			569273J
110.35	10/98→10/06	F	572564J	4	23434	290	169	64.5	17.9			562903JC

Ebro

Wheel = 17.5" Hydraulic brakes M90/150. Meritor 2x68	92→	F	2930209560	4	29039	176	80	22	FAI104			
		R	2930209560	4	29039	176	80	22	FAI104			

Interstar

dCi 80, dCi 140	07/02→	F	573058J	4	23099	305	145	62.3	18.1			562241J 562241JC
		R	573059J	4	23980	280	95	57	17		w Bearing	562365J 562365JC
dCi 140 100kW	07/02→	F	573107J	4	23613	138	79.7	17.8				
		R	573055J	4	23669	305	116	51.4	18.8			562164J 562164JC

Primostar

All Models	09/02→	F	573058J	4	23099	305	145	62.3	18.1		w Bearing	562241J 562241JC
		R	573059J	4	23980	280	95	57	17		w Bearing	562365J 562365JC

RENAULT**Mascott**

90 63-78kW	01/99→	F	2912109561	4	29121	290	165	66	20	FAI155		569101J
		R	2912109561	4	29121	290	165	66	20	FAI155		569103J
110, 120.55, 120.65, 130, 140, 160.55, 160.65 78-115kW	01/99→	F	FVR1791	4	29237	290	164.5	68	20	FAI155		569102J
		R	2912109561	4	29121	290	165	66	20	FAI155		569103J

Master I

All Models	11/97→	F	571932J	4	23302	280	139	66.5	17.8		FBA523; 11/97→	562105J 562105JC
	→10/97	F	FVR805	4	21110	278	122	71	15.5		FBA523; →10/97	561254J 561254JC

Master II

All Models		F	571932J	4	23302	280	139	66.5	17.8		FBA523	562105J 562105JC
		R	573055J	4	23669	305	116	51.4	18.8			562164J 562164JC

Master III

2.3 CDTi		F	573357J	4	25147	163.7	64.8	18.3				
2.3 CDTi - Single Wheels		F	573359J	4	25112	128.7	59.5	18.2				
2.3 CDTi - Double Wheels		F	573358J	4	25172	163.6	62.9	18.1				

Maxity

110.35/130.35/150.35	03/07→	F	2922909561	4	29230	163.5	67	20.5				569231J
		R	573318J	4	23921	109.8	50	20.5				
130.45/150.45	03/07→	F	2916009561	4	29160	164.5	68	20				569231J
		R	FVR4156	4	29121	164.8	66.5	20.3				



2912109561
29121 BREMBO

4x

2930209560
29302 MER 2x68

571932J
23302 BOS

572564J
23435 BOS

573055J
23669 BOS

573058J
23099 TRW

573059J
23980 TRW

573107J
23613 BOS

573318J
23921 BRE

573357J
25148 BRE

573358J
25172 BRE

573359J
25112 BRE

FVR805
21110 TRW

FVR1791
29237 BRE

FVR4156
29121 BRE

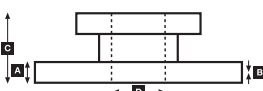


FAI104 ← 235
2

FBA523



			A	B	C	D		Kg		ABS
561254J			278.5	24	22	70	95	6		
562105J			280	24	21	61.5	79.5	6		
562164J			305	12	10.5	66.8	90	5		
562241J			305.5	28	24	49.7	72	5		
562365J			280	12	10.5	102.2	64.5	5		✓
569101J			290	22	20.4	42.5	102	10x10.5		
569102J			290	26	24	42.5	102	10x10.5		
569103J			290	22	20.4	78	115	8X11		
569273J			276	24	22	49.5	96	5		





WVA



!

**...RENAULT****Trafic I**

All Models	03/80→03/01	F	571368J	4	29706	252	167	62	17		TRW		561171J
			571246J	4	20488		105	56	18.5		BDX		561171JC
			571306J	4	20926		154	56	18.5		BDX		

Trafic II

All Models	03/01→	F	573058J	4	23099	305	145	62.3	18.1				562241J
			573059J	4	23980	280	95	57	17		w Bearing		562365J
													562241JC
													562365JC

VOLKSWAGEN**Crafter 3 T**

2.5 TDI 65, 80, 100, 120kW	04/06→	F	2919209560	4	29192	300	163	67	21	581515;587047			569136J
			2919009561	4	29190	298	137	63	19.5	581404			569137J

Crafter 5 T

2.5 TDI 65, 80, 100, 120kW	06/06→	F	2920009560	4	29200	300	169.5	73.5	20.5	581515;587047			569136J
			2921709560	4	29217	303	165	78.5	20.5	587048			569138J

LT Series (281-363)

LT 35, Diesel, Double Tyres	04/75→1996	R	15 775 07,00 60 4	4	15775	270	212	65	7			8103040014	40	
-----------------------------	------------	---	-------------------	---	-------	-----	-----	----	---	--	--	------------	----	--

LT I (281-363, 291-512)

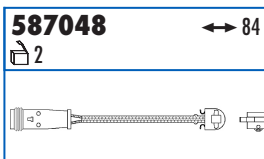
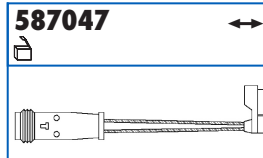
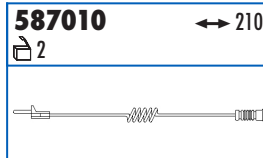
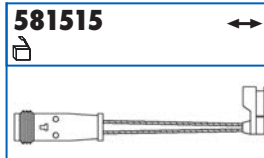
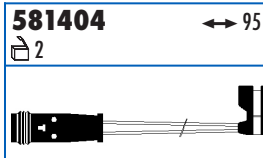
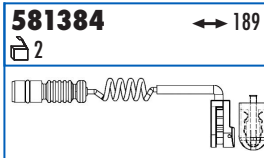
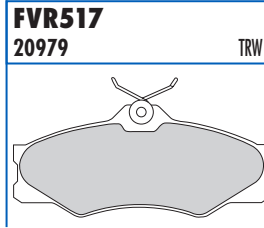
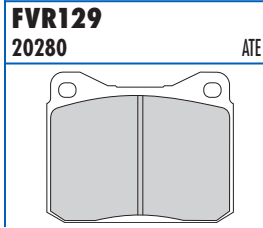
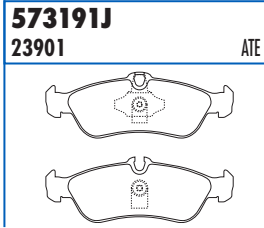
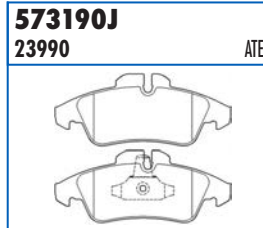
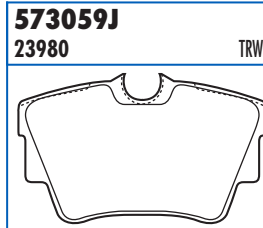
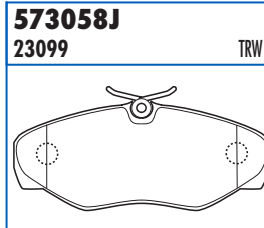
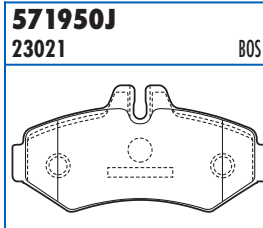
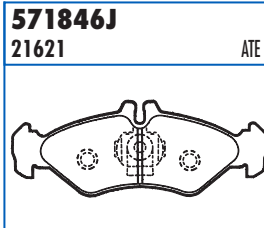
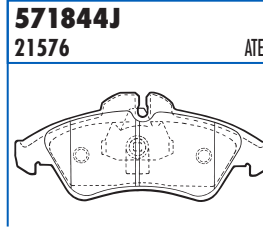
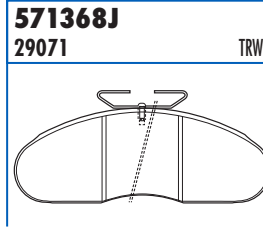
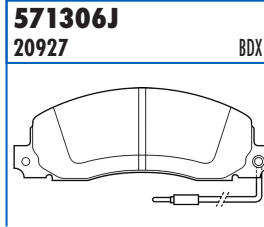
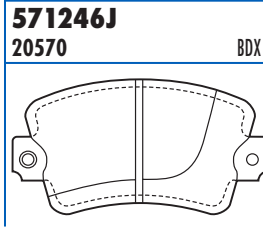
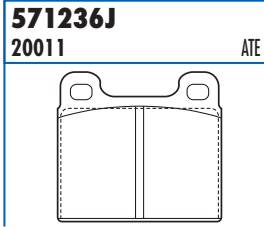
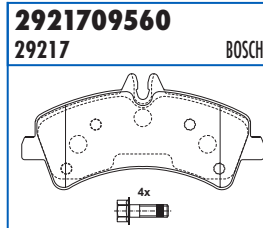
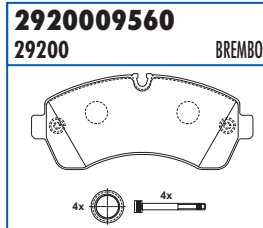
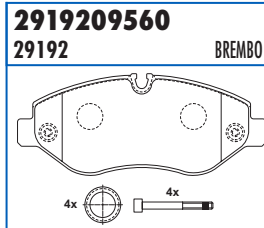
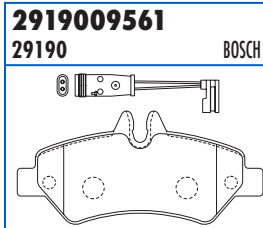
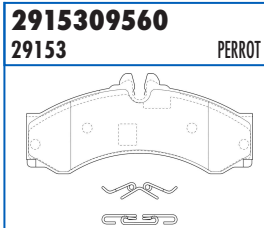
All Models	04/75→1996	F	FVR129	4	20280		90	74	18.2		FBA418; ATE			
			FVR517	4	20979		130	56	19.5		FBA541; TRW			

LT II (2DX0FE)

All Models	06/96→	F	571844J	4	21576	276	156	65	20.5	587010	LT28/35		569122J
			573190J	4	23990	276	156	65	20	587010			569122J
			2915309560	4	29153	276	164.6	73	19.7	581384	LT46, PER		569122J
		R	571846J	4	21621	272	141	49	17	581384	LT28		567761J
			573191J	4	21592	258	156	55	19	581384	LT35		567771J
			2915309560	4	29153	276	164.6	73	19.7		PER		
			571950J	4	23021	272	126	63	18.6	587010	LT35, Ch.2DXH002120→		567761J
			2915309560	4	29153	276	164.6	73	19.7	581384	LT46, PER		569122J

Transporter T3

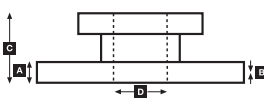
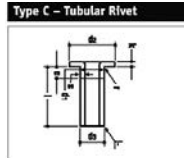
All Models	05/79→07/92	F	571236J	4	20011	278	77	70	19		→ 08/85		561252J
			FVR517	4	20979	258	130	56	19.5		FBA541; 09/85→		561252JC
													561493J



		A	B	C	D		Kg	ABS		A	B	C	D		Kg	ABS			
561171J		252	24	22	53.5	76	6			258	12	10	96	85	5				
561252J		278	13	11	119	45	5	8.8		569122J		276	22	19	77	85	5x15 1x9/17 1x16/23	6.8	
561493J		258	16	13	57	67				569136J		300	28	25	68.5	85	6x15 1x9	9.2	
562241J		305.5	28	24	49.7	72	5	9.55		569137J		298	16	14	71	85	6x15 1x9	7.3	
562365J		280	12	10.5	102.2	64.5	5	9.1	✓	569138J		303	28	25	93	120	6x15	9.6	
567761J		272	16	14	96	85													



Rivet Ref	Head Size	Shank Ø x Shank Length	Drawing type	Head Shape	T = tubular S = semi-tubular	Material	Material Description
8103040014	7.5	4 x 10	Type C	Flat	T	Copper	1 x JURID RIVETS BAG INCLUDES 100 PCS





WVA



!



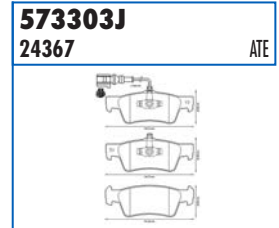
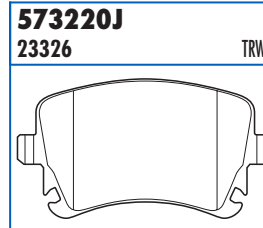
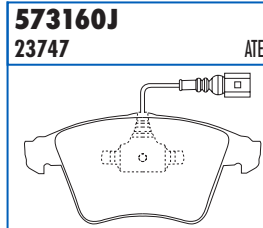
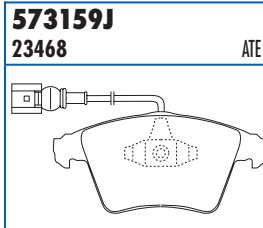
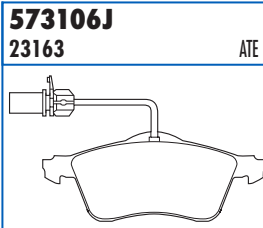
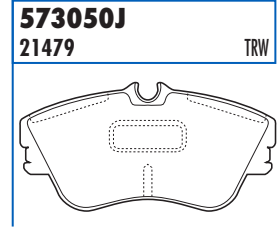
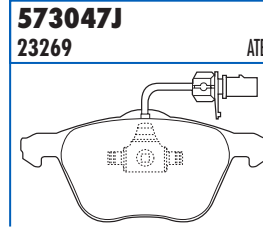
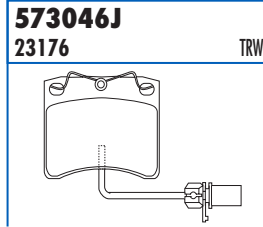
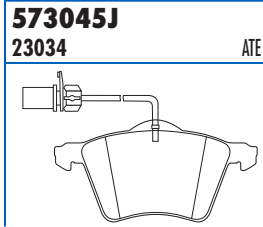
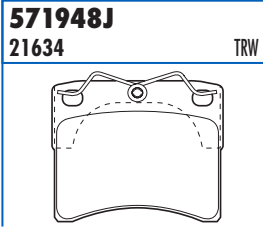
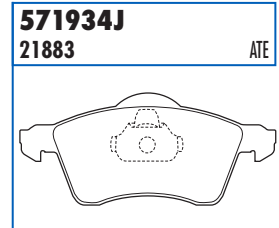
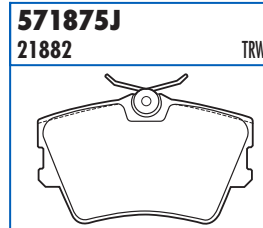
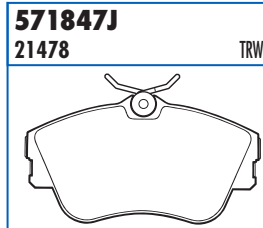
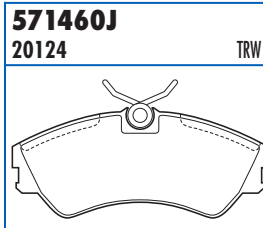
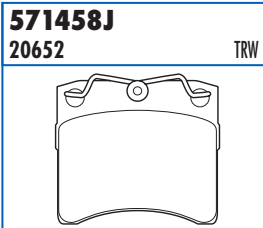
#

**...VOLKSWAGEN****Transporter T4**

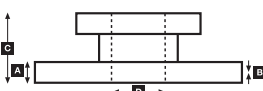
All Models	07/90→03/03	F	571458J	4	20652	260	92	80	18.2		14" Wheels		561609J
			571460J	4	20124	280	130	54.5	19		→Ch.70T199000, 14"		561609JC
			571847J	4	21479	282	130	65.5	19		→Ch.70X250000, 15"		561610J
			571948J	4	21635	282	91	81	18.2		→Ch.70X250000, 15"		561610JC
			573045J	4	23034	300	157	78.9	18.9		→Ch.701000954, 16"		561857J
			571934J	4	21883	278	156	69	20		Ch.70T2000001→, 15"		561857JC
			573046J	4	23176	280	91	81	18.2		Ch.70Y000001→, 14", TRW		562079J
			573106J	4	21885	278	156	68.5	19.6		Ch.70Y000001→, 15", ATE		562079JC
			573050J	4	23445	282	130	65.5	19		Ch.70Y000001→, 15", TRW		562382J
			573047J	4	23269	313	161	72.9/ 74.4	20.1		Ch.701000955→, 16"		562382JC
		R	571875J	4	21882	294	95	57.3	17.3		Ch.70T200001→70X25000		562080J
												562080JC	
												561610J	
												561610JC	
												562080J	
												562080JC	
												562079J	
												562079JC	
												562626J	
												562448J	
												562448JC	

Transporter T5

All Models	04/03→	F	573159J	4	23746	308	155.2/ 156.2	73.2/ 75	18.6/ 19.8		16" Wheels		562234J
			573160J	4	23746	333	155.2/ 156.4	73.35/ 74.85	17.7/ 18.1		17" Wheels		562234JC
			573220J	4	23326	294	116	58.8	17.5		16" Wheels		562616J
			573303J	4	24367	314	140.7/ 141.3	50.9/ 53.9	19.2		17" Wheels		562262J
												562262JC	
												562603J	
												562603JC	



			A	B	C	D		Kg		ABS
561609J		260	16	14	64.5	68.1	5	5.6		
561610J		280	24	22	64.5	68.1	5	6.9		
561857J		282	18	15	64.7	68.1	5	7.3		
562079J		282	18	15	55.2	68.2	5	7.05		
562080J		280	24	20	55.5	68.2	5	6.53		
562234J		308	29.5	25.5	55.6	76	5	10.72		
562262J		294	22	19.5	44.3	76	5	7.1		
562382J		300	26	22	56	68	5	8.7		
562448J		294	13.6	11.5	41.2	68	5	5.62		





WVA



!



AEC

Mammoth Minor & Major

691/760	1965→1975	F	K19072.0	4	19072	394	360	152	12.7			93684	48	
---------	-----------	---	----------	---	-------	-----	-----	-----	------	--	--	-------	----	--

Mandator

691/760 & V8.800	1966→1975	F	K19072.0	4	19072	394	360	152	12.7			93684	48	
------------------	-----------	---	----------	---	-------	-----	-----	-----	------	--	--	-------	----	--

Marshall 2

6 Wheel	1972→1973	F	K19072.0	4	19072	394	360	152	12.7			93684	48	
---------	-----------	---	----------	---	-------	-----	-----	-----	------	--	--	-------	----	--

8 Wheel	1972→1975	F1	K19072.0	4	19072	394	360	152	12.7			93684	48	
---------	-----------	----	----------	---	-------	-----	-----	-----	------	--	--	-------	----	--

		F2	K19072.0	4	19072	394	360	152	12.7			93684	48	
--	--	----	----------	---	-------	-----	-----	-----	------	--	--	-------	----	--

Marshall Major & TGM6

All	1974→1975	F	K19072.0	4	19072	394	360	152	12.7			93684	48	
-----	-----------	---	----------	---	-------	-----	-----	-----	------	--	--	-------	----	--

Mercury

471/505	1965→1967	F	K19072.0	4	19072	394	360	152	12.7			93684	48	
---------	-----------	---	----------	---	-------	-----	-----	-----	------	--	--	-------	----	--

Mercury 2

TGM4R	1971→1975	F	K19072.0	4	19072	394	360	152	12.7			93684	48	
-------	-----------	---	----------	---	-------	-----	-----	-----	------	--	--	-------	----	--

Monarch

505	1966→1967	F	K19072.0	4	19072	394	360	152	12.7			93684	48	
-----	-----------	---	----------	---	-------	-----	-----	-----	------	--	--	-------	----	--

TGM4L/RE	1971→1975													
----------	-----------	--	--	--	--	--	--	--	--	--	--	--	--	--

TGM6, RT, RS

All	1964→1971	F	K19072.0	4	19072	394	360	152	12.7			93684	48	
-----	-----------	---	----------	---	-------	-----	-----	-----	------	--	--	-------	----	--

TGM8, RT, RS

All	1969→1975	F1	K19072.0	4	19072	394	360	152	12.7			93684	48	
-----	-----------	----	----------	---	-------	-----	-----	-----	------	--	--	-------	----	--

		F2	K19072.0	4	19072	394	360	152	12.7			93684	48	
--	--	----	----------	---	-------	-----	-----	-----	------	--	--	-------	----	--

ASTRA

BM

BM304, BM305		F	K00392.0	8	59234	410	202	200	19.1			93686	128	
--------------	--	---	----------	---	-------	-----	-----	-----	------	--	--	-------	-----	--

		R	K00392.0	8	59234	410	202	200	19.1			93686	128	
--	--	---	----------	---	-------	-----	-----	-----	------	--	--	-------	-----	--

AVIA - DAEWOO (Czech)

A60, A75, A80

Wheel = 17.5" Hydraulic Brakes. Wabco 456F-0	01/97→	F	2901709560	4	29017	315	191	89	23					567122J
--	--------	---	------------	---	-------	-----	-----	----	----	--	--	--	--	---------

A60, A75, A80

		R	15817.0	2	15817	325	301	97	12.1			8162080003	44	
--	--	---	---------	---	-------	-----	-----	----	------	--	--	------------	----	--

				2	15823	325	251	97	12.1					
--	--	--	--	---	-------	-----	-----	----	------	--	--	--	--	--

D60, D75, D80, D95

Wheel = 17.5" 110kW	01/99→	F	2901709560	4	29017	315	191	89	23					567122J
---------------------	--------	---	------------	---	-------	-----	-----	----	----	--	--	--	--	---------

D60, D75, D80, D95

		R	15817.0	2	15817	325	301	97	12.1			8162080003	44	
--	--	---	---------	---	-------	-----	-----	----	------	--	--	------------	----	--

				2	15823	325	251	97	12.1					
--	--	--	--	---	-------	-----	-----	----	------	--	--	--	--	--

AWD

4x4 Multi Purpose Units

M 1120	1991→	F	K19231.0	8	19306	360	173	170	16.5			93683	96	
--------	-------	---	----------	---	-------	-----	-----	-----	------	--	--	-------	----	--

MT 12-16	1991→06/92	R	K19231.0	8	19306	360	173	170	16.5			93683	96	
----------	------------	---	----------	---	-------	-----	-----	-----	------	--	--	-------	----	--

MT 12-18														
----------	--	--	--	--	--	--	--	--	--	--	--	--	--	--

6x4 Rigids & Tippers

TL 24.27	1991→06/92	F	19071.0	8	19071	410	176	200	18.3			93683/93685	96/104	
----------	------------	---	---------	---	-------	-----	-----	-----	------	--	--	-------------	--------	--

		R	19090.0	8	19090	410	176	175	18.3			93683/93685	96/104	
--	--	---	---------	---	-------	-----	-----	-----	------	--	--	-------------	--------	--



WVA



!

**...AWD****6x6 Tank Transporters**

TM 40	1988→	F	19745.0	8	19745	394	157	203	18.5/ 11.5			93686	96	
		R1	19745.0	8	19745	394	157	203	18.5/ 11.5			93686	96	
		R2	19745.0	8	19745	394	157	203	18.5/ 11.5			93686	96	

8x6 Multi-Drives

MTL 33.27	1991→06/92	F	19071.0	8	19071	410	176	200	18.3			93683/93685	96/104	
		R	19071.0	8	19071	410	176	200	18.3			93683/93685	96/104	

MTM 55

(8x6)	1988→	F1	19745.0	8	19745	394	157	203	18.5/ 11.5			93686	96	
		F2	19745.0	8	19745	394	157	203	18.5/ 11.5			93686	96	
		R1	19745.0	8	19745	394	157	203	18.5/ 11.5			93686	96	
		R2	19745.0	8	19745	394	157	203	18.5/ 11.5			93686	96	

TK, TK M Series

All	01/88→	F	FVR377	4	21048		110	74	18.3		01/82→12/85; FBA581			
			571447J	4	21188		110	73	18.3		01/86→12/88			
			571422J	4	29041		110	73	18.3		01/89→			
			FVR829	4	20359		102	75	18		01/78→12/81			
			571444J	4	20653		102	75	18		01/86→12/88			
			FVR656	4	21480		105	75	18		01/89→			

TL Range

All	01/88→	F	FVR377	4	21048		110	74	18.3		01/82→12/85; FBA581			
			571447J	4	21188		110	73	18.3		01/86→12/88			
			571422J	4	29041		110	73	18.3		01/89→			
			FVR829	4	20359		102	75	18		01/78→12/81			
			571444J	4	20653		102	75	18		01/86→12/88			
			FVR656	4	21480		105	75	18		01/89→			
TL 7.14, TL 8.14, TL 9.14	07/92→	F	2930209560	4	29302		176	80	22					
		R	2930209560	4	29302		176	80	22					

TL Range

4x2 Tractors TL 18.16 4x2 Tractors TL 18.18 4x2 Tractors TL 20.16 4x2 Tractors TL 20.18 4x2 Tractors TL 21.16 4x2 Tractors TL 21.18 TL 10.14 TL 12.14 TL 12.16 TL 13.14 TL 13.16	1991→06/92	F	K19231.0	8	19306	360	173	170	16.5			93683	96			
		R	K19231.0	8	19306	360	173	170	16.5			93683	96			
		TL 17.18	1988→06/92	F	K19921.0	8	19921	394	191	200	19.3			93683	128	
				R	K19921.0	8	19921	394	191	200	19.3			93683	128	
		TL 17.27	1991→06/92	F	19071.0	8	19071	410	176	200	18.3			93683/93685	96/104	
				R	19071.0	8	19071	410	176	200	18.3			93683/93685	96/104	



2930209560
29302 MER 2x68

571422J
21620 BRE

571444J
20653 LKD

571447J
21188 BRE

FVR377
21048 BRE

FVR656
21480 LOCKHEED

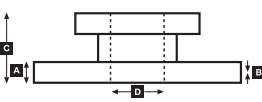
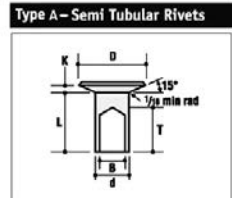
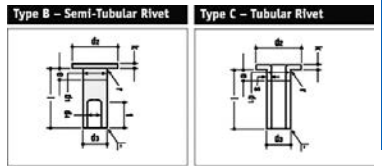
FVR829
20359 LOCKHEED



FBA581



Rivet Ref	Head Size	Shank Ø x Shank Length	Drawing type	Head Shape	T = tubular S = semi-tubular	Material	Material Description
93683	12.25	6.35 x 13	Type A	Conical	S	Steel	1 x JURID RIVETS BAG INCLUDES 100 PCS
93685	12.14	6.35 x 16	Type A	Conical	S	Steel	1 x JURID RIVETS BAG INCLUDES 100 PCS
93686	12.25	6.35 x 17.5	Type A	Conical	S	Steel	1 x JURID RIVETS BAG INCLUDES 100 PCS





WVA



!

**BEDFORD****All**

KH (Rigid), TK 1470	1971→1987	F	17804.0	4	17804	394	354	127	12.7				64
TL 24-27	02/93→	F	19071.0	8	19071	410	176	200	18.3			93683/93685	96/104
		R1	19090.0	8	19090	410	176	175	18.3			93683/93685	96/104
		R2	19090.0	8	19090	410	176	175	18.3			93683/93685	96/104
TL 1470 DMY, DMT, DOT, SMT	1980→1987	F	17804.0	4	17804	394	354	127	12.7				64
		R	K19622.0	4	19622	394	354	152	12.7				64
TM 2300	1977→1987	F	K19072.0	4	19072	394	360	152	12.7			93684	48

M Series

MT 12-16	02/93→	F	K19231.0	8	19306	360	173	170	16.5			93683	96
MT 12-18		R	K19231.0	8	19306	360	173	170	16.5			93683	96

DAF**50 Series**

FA 50.130	1992→	F	19503.0	4	19503	360	316	170	16			8162080001	72
FA 50.150		R	19503.0	4	19503	360	316	170	16			8162080001	72
FA 50.160	10/94→												
FA 50.180													

50 Series Freighters

FA 50.130	1990→1992	F	K17217.0	4	17217	330	295	125	11.7			93684	48
FA 50.160		R	K17932.0	2	17933	330	295	127	8.5		Opt		52
				2	17932	330	340	127	10				52
FA 50.150	1990→1992	R	17316.0	4	17316	394	321	127	12.7			93683	48

65 CF Series

FA 65.180, FA 65.220, FA 65.250 136-184kW	01/01→	F	2925305390	4	29253	432	247.5	109.5	30		ProTec S Version		
		R	2925305390	4	29253	432	247.5	109.5	30		ProTec S Version		

65 CF Series

FA 65 CF 180 133kW/181PS	02/98→	F	19010.0	4	19011	420	177	150	20.6			93686	64
FA 65 CF 210 156kW/212PS				4	19010	420	176	150	20.8				
FA 65 CF 240 177kW/241PS		R	19063.0	4	19063	420	177	200	20.6			93685	128
FAV 65 CF 180 (4x4) 133kW/181PS				4	19064	420	176	200	20.8				
FAV 65 CF 210 156kW/212PS													

75 CF-Series

FA 75.250, FA 75.310, FA 75.360, FAG 75.250, FAG 75.310, FAG 75.360, FAR 75.250, FAR 75.310, FAR 75.360, FAT 75.250, FAT 75.310, FAT 75.360, FT 75.250, FT 75.310, FT 75.360 183-265kW	01/01→	F	2925305390	4	29253	432	247.5	109.5	30		ProTec S Version		
		R	2925305390	4	29253	432	247.5	109.5	30		ProTec S Version		

75 CF-Series

FA 75 CF 250 183kW/249PS	02/98→	F	19010.0	4	19011	420	177	150	20.6			93686	64
FA 75 CF 290 212kW/288PS				4	19010	420	176	150	20.8				
FAG, FAN 75 CF 2500 (6x2/4) 183kW/249PS		R1	19063.0	4	19063	420	177	200	20.6			93685	128
FAG, FAN 75 CF 320 (6x2/4)				4	19064	420	176	200	20.8				
FAR, FAS 75 CF 250 (6x2)		R2	19052.0	4	19052	420	177	175	20.6		6x2/6x4	93686	96
FAR, FAS 75 CF 290 (6x2)				4	19055	420	176	175	20.8				
FAR, FAS 75 CF 320 (6x2)													
FAT 75 CF 250 183kW/249PS													
FAT 75 CF 290 (6x4) 212kW/288PS													
FAT 75 CF 320 (6x4) 235kW/320PS													
FT 75 CF 250 (4x2) 183kW/249PS													
FT 75 CF 290 (4x2) 212kW/288PS													
FT 75 CF 320 (4x2) 235kW/320PS													



WVA



!

**...DAF****80 Series**

FAD 80.250 (8x4) FAD 80.260 (8x4) FAD 80.270 (8x4) FAD 80.300 (8x4) FAD 80.330 (8x4) FAT 80.260 (6x4)	1991→	F	K19542.0	8	19542	381	180	200	19.2			93684	96	
		R	K19542.0	8	19542	381	180	200	19.2			93684	96	
FT 80.300 FT 80.330	1990→1991	F	K19921.0	8	19921	394	191	200	19.3			93683	128	
		R	K19921.0	8	19921	394	191	200	19.3			93683	128	
FTG 80.330	1990→1991	F	K19921.0	8	19921	394	191	200	19.3			93683	128	
		R2	K19921.0	8	19921	394	191	200	19.3			93683	128	

85 CF-Series

FA 85.340, FA 85.380, FA 85.430, FA 85.480, FAD, FAD 85.380, FAD 85.430, FAD 85.480, FAG 85.340, FAG 85.380, FAG 85.430, FAG 85.480, FAR 85.340, FAR 85.380, FAR 85.430, FAR 85.480, FAT 85.340, FAT 85.430, FAT 85.480, FT 85.340, FT 85.380, FT 85.430, FT 85	01/01→	F	2925305390	4	29253	432	247.5	109.5	30		ProTec S Version			
		R	2925305390	4	29253	432	247.5	109.5	30		ProTec S Version			

Blueline

Bear 22/24 ton GVW Bison 22t GVW Bison 22t GVW (BN50) Buffalo (16/32 ton Rigid) Clydesdale Clydesdale CD40/CD41 Lynx LX50 (16 ton GVW Rigid) Lynx LX50 (26/28 ton GVW Tractor) Marathon MTL 38-28 Drawbar Reiver Super Buffalo 24t GVW Super Comet	1973→1975 1973→1984 1969→1982 1971→1981 1971→1982 1969→1980 1977→1981 1974→1982 1973→1981 1973→1975	F	K19072.0	4	19072	394	360	152	12.7			93684	48	
Chieftain	1974→1982	F	K17546.0	4	17546	394	361	127	12.7				48	
		R	K19172.0	4	19172	394	324	152	11.6				48	
Octopus	1975→1981	F1	K19072.0	4	19072	394	360	152	12.7			93684	48	
		F2	K19072.0	4	19072	394	360	152	12.7			93684	48	

Boxer

BX1425 BX1450	1969→1982 1975→1982	F	K19622.0	4	19622	394	354	152	12.7				64	
BX16 Tractive unit	1973→1982	F	K17555.0	4	17555	330	299	101	9.5				48	
		R	K17662.0	2	17662	330	300	127	9.5			93684	52	
				2	17663	330	343	127	9.5			93684		
BX18	1973→1982	F	K17134.0	4	17134	387	360	108	9.5				48	
		R	K19351.0	4	19351	394	321	152	12.7				48	
BX1600	1971→1983	F	K19072.0	4	19072	394	360	152	12.7			93684	48	

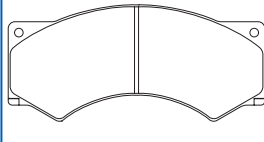
F 45 Series

FA 45.120-06, FA 45.120-035, FA 45.130 B06, FA 45.130 C06, FA 45.150 B08, FA 45.150 B10, FA 45.150 B11, FA 45.150 C08, FA 45.150 C09, FA 45.150 C11, FA 45.150-10, FA 45.160 C08, FA 45.160 C09, FA 45.160 C11, FA 45.160-10, FA 45.180, FA45.210 85-158kW	05/91→12/00	F	2901709560 2902409561	4	29017 29024	312 191	191 89	89 23	23 23					567123J
---	-------------	---	--	---	----------------	------------	-----------	----------	----------	--	--	--	--	---------

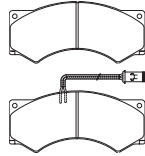
F 45 Series (3.5 - 7.7 ton)

FA 45.130 B06, C06 97kW/132PS FA 45.130 B08, C08 FA 45.150 B08, C08 107kW/146PS FA 45.160 C08 119kW/162PS FA 45.180 B08 133kW/181PS FA 45.210 B08 158kW/215PS	05/91→2001 05/95→2001 1996→2001	R	15817.0	2	15817 15823	325 325	301 251	97 97	12.1 12.1			8162080003	44	
--	---	---	----------------	---	----------------	------------	------------	----------	--------------	--	--	------------	----	--

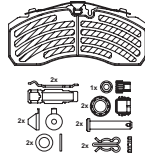
2901709560
29017 WABCO



2902409561
29024 WAB 456 F-0



2925305390
29252 KNR SB/SN7



567123J

			A	B	C	D		
			312	30	27.5	134	133.5	12xM12

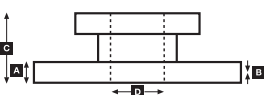
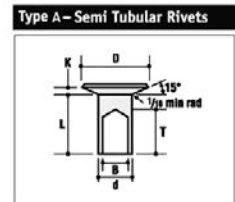
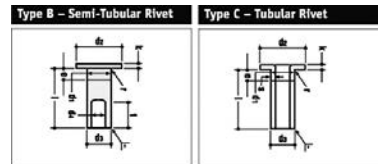
Kg 14.6



ABS



Rivet Ref	Head Size	Shank Ø x Shank Length	Drawing type	Head Shape	T = tubular S = semi-tubular	Material	Material Description
8162080003	15.5	8 x 20	Type C	Flat	T (Stepped)	Steel	1 x JURID RIVETS BAG INCLUDES 100 PCS
93683	12.25	6.35 x 13	Type A	Conical	S	Steel	1 x JURID RIVETS BAG INCLUDES 100 PCS
93684	12.14	6.35 x 14.5	Type A	Conical	S	Steel	1 x JURID RIVETS BAG INCLUDES 100 PCS





WVA



!

**...DAF****F 45 Series (10 & 11 ton)**

FA 45.150 C09 108kW/147PS FA 45.160 C09 119kW/162PS FA 45.160 C11 119kW/162PS FA 45.160-10 119kW/162PS FA 45.180 B10 133kW/181PS FA 45.180 B11 133kW/181PS FA 45.210 B11 158kW/215PS	05/91→2001 05/95→2001	R	17900.0	2	17900	325	301	147	12.1			8103080008	44	
				2	17901	325	251	147	12.1					

F 50 Series

FA 50 Wheel = 19.5" Air Brake Wabco 1600 V-G	→05/95	F	2907705390	4	29077	375	205	106	27					567812J
--	--------	---	-------------------	---	-------	-----	-----	-----	----	--	--	--	--	----------------

F 55 Series

FA 55.150 B13, FA 55.180 B13, FA 55.180 B15, FA 55.210 B13, FA 55.210 B15, FA 55.230 B13, FA 55.230 B15, FAG 55.210 B21 107-173kW	11/95→12/00	F	2907705390	4	29077	375	205	106	27					567812J
---	-------------	---	-------------------	---	-------	-----	-----	-----	----	--	--	--	--	----------------

F 55 Series

FA 55.180 B13 Wabco 1600 V-G 133kW/182PS FA 55.180 B15 Wabco 1600 V-G 133kW/182PS FA 55.210 B13 Wabco 1600 V-G 158kW/215PS FA 55.210 B15 Wabco 1600 V-G 158kW/215PS FA 55.230 B13 Wabco 1600 V-G 173kW/235PS FA 55.230 B15 Wabco 1600 V-G 173kW/235PS FAG 55.210 B21 158kW/215PS	11/95→2001	R	19503.0	4	19503	360	316	170	16			8162080001	72	
--	------------	---	----------------	---	-------	-----	-----	-----	----	--	--	------------	----	--

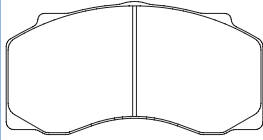
F 65 Series

FA 65.180 (4x2) 133kW/181PS FA 65.210 156kW/212PS	03/93→02/98	F	19010.0	4	19011	420	177	150	20.6			93686	64	
FA 65.240 177kW/240PS FAV 65.180 (4x4) 133kW/181PS FAV 65.210 156kW/212PS	05/96→02/98 03/93→02/98	R	19063.0	4	19010 19063 19064	420 420 420	176 177 176	150 200 200	20.8 20.6 20.8			93685	128	

F 75 Series

FA 75.240 ATi (4x2) 180kW/245PS FA 75.270 ATi (4x2) 200kW/272PS FA 75.300 (4x2) 222kW/302PS FAG 75.240 ATi (6x2/4) 180kW/245PS FAG 75.270, FAN 75.270 (6x2/4) 200kW/272PS FAG 75.300, FAN 75.300 (6x2/4) 222kW/302PS FAN 75.240 (6x2/4) 180kW/245PS FAR 75.240 (6x2) 180kW/245PS FAR 75.270, FAS 75.270 (6x2) 200kW/272PS FAR 75.300 (6x2) 222kW/302PS FAS 75.240 (6x2) 180kW/245PS FAS 75.300 (6x2) 222kW/302PS FAT 75.270 (6x4) 200kW/272PS FAV 75.240 (4x4) 180kW/245PS FAV 75.270 (4x4) 200kW/272PS FT 75.240 ATi (4x2) 180kW/245PS FT 75.270 (4x2) 200kW/272PS FT 75.300 (4x2) 222kW/302PS	07/92→02/98	F	19010.0	4	19011	420	177	150	20.6			93686	64	
		R1	19063.0	4	19010 19063 19064	420 420 420	176 177 176	150 200 200	20.8 20.6 20.8			93685	128	
		R2	19052.0	4	19052 19055	420 420	177 176	175 175	20.6 20.8		6x2/6x4	93686	96	

2907705390
 29077 WAB 1600 V-G



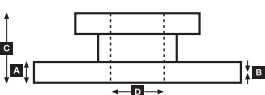
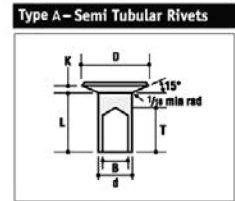
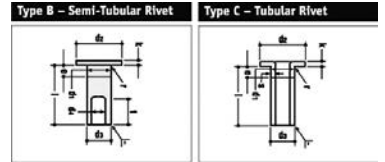
567812J

			A	B	C	D		
			375	44	40	128	154	10xM14

Kg **ABS**
 25



Rivet Ref	Head Size	Shank Ø x Shank Length	Drawing type	Head Shape	T = tubular S = semi-tubular	Material	Material Description
8103080008	15.5	8 x 12	Type C	Flat	T	Steel	1 x JURID RIVETS BAG INCLUDES 100 PCS
8162080001	15.5	8 x 15	Type C	Flat	T (Stepped)	Steel	1 x JURID RIVETS BAG INCLUDES 100 PCS
93685	12.14	6.35 x 16	Type A	Conical	S	Steel	1 x JURID RIVETS BAG INCLUDES 100 PCS
93686	12.25	6.35 x 17.5	Type A	Conical	S	Steel	1 x JURID RIVETS BAG INCLUDES 100 PCS





WVA



!

**...DAF****F 85 Series**

FA 85.330 ATi (4x2) 242kW/330PS	07/92→02/98	F	19010.0	4	19011	420	177	150	20.6			93686	64	
FA 85.360 ATi (4x2) 268kW/365PS				4	19010	420	176	150	20.8					
FA 85.400 ATi (4x2) 295kW/401PS	03/95→02/98	R	19063.0	4	19063	420	177	200	20.6			93685	128	
FT 85.330 ATi (4x2) 242kW/330PS	07/92→02/98			4	19064	420	176	200	20.8					
FT 85.360 ATi (4x2) 268kW/365PS														
FT 85.400 ATi (4x2) 295kW/401PS	03/95→02/98													
FAD 85.330 ATi (8x4) 242kW/330PS	07/92→02/98	F1	19052.0	4	19052	420	177	175	20.6			93686	96	
FAD 85.360 ATi (8x4) 268kW/365PS				4	19055	420	176	175	20.8					
FAD 85.400 ATi (8x4) 295kW/401PS	03/95→02/98	F2	19010.0	4	19011	420	177	150	20.6			93686	64	
				4	19010	420	176	150	20.8					
		R1	19063.0	4	19063	420	177	200	20.6			93685	128	
				4	19064	420	176	200	20.8					
		R2	19052.0	4	19052	420	177	175	20.6			93686	96	
				4	19055	420	176	175	20.8					
FAG 85.330 (6x2/2/4) 242kW/330PS	07/92→02/98	F	19052.0	4	19052	420	177	175	20.6			93686	96	
FAG 85.360 (6x2/2/4) 268kW/365PS				4	19055	420	176	175	20.8					
FAG 85.400 (6x2/2/4) 295kW/401PS	03/95→02/98	R1	19010.0	4	19011	420	177	150	20.6			93686	64	
FAR 85.330 (6x2/2/4) 242kW/330PS	07/92→02/98			4	19010	420	176	150	20.8					
FAR 85.360 (6x2/2/4) 268kW/365PS		R2	19063.0	4	19063	420	177	200	20.6			93685	128	
FAR 85.400 (6x2/2/4) 295kW/401PS	03/95→02/98			4	19064	420	176	200	20.8					
FAS 85.330 (6x2/2/4) 242kW/330PS	07/92→02/98													
FAS 85.360 (6x2/2/4) 268kW/365PS														
FAS 85.400 (6x2/2/4) 295kW/401PS	03/95→02/98													
FTG 85.330 (6x2/4) 242kW/330PS	07/92→02/98													
FTG 85.360 (6x2/4) 268kW/365PS														
FTG 85.400 (6x2/4) 295kW/401PS	03/95→02/98													
FAT 85.330 ATi (6x4) 242kW/330PS	07/92→02/98	F	19052.0	4	19052	420	177	175	20.6			93686	96	
FAT 85.360 ATi (6x4) 268kW/365PS				4	19055	420	176	175	20.8					
FAT 85.400 ATi (6x4) 295kW/401PS	03/95→02/98	R1	19063.0	4	19063	420	177	200	20.6			93685	128	
FTT 85.330 (6x4) 242kW/330PS	07/92→02/98			4	19064	420	176	200	20.8					
FTT 85.360 ATi (6x4) 268kW/365PS		R2	19063.0	4	19063	420	177	200	20.6			93685	128	
FTT 85.400 ATi (6x4) 295kW/401PS	03/95→02/98			4	19064	420	176	200	20.8					

F 85 CF Series

FA 85 CF 340 (4x2) 250kW/340PS	02/98→	F	19010.0	4	19011	420	177	150	20.6			93686	64	
FA 85 CF 380 (4x2) 280kW/381PS				4	19010	420	176	150	20.8					
FT 85 CF 340 (4x2) 250kW/340PS		R	19063.0	4	19063	420	177	200	20.6			93685	128	
FT 85 CF 380 (4x2) 280kW/381PS				4	19064	420	176	200	20.8					
FAC 85 CF 430 (8x2) 315kW/428PS														
FAD 85 CF 340 (8x4/4) 250kW/340PS														
FAD 85 CF 380 (8x4/4) 280kW/381PS														
FAD 85 CF 430 (8x4/4) 315kW/428PS														
FAG 85 CF 340 (6x2/4) 250kW/340PS														
FAG 85 CF 380 (6x2/4) 280kW/381PS														
FAG 85 CF 430 (6x2/4) 315kW/428PS														
FAN 85 CF 340 (6x2/4) 250kW/340PS														
FAN 85 CF 380 (6x2/4) 280kW/381PS														
FAN 85 CF 430 (6x2/4) 315kW/428PS														
FAR 85 CF 340 (6x2) 250kW/340PS														
FAR 85 CF 380 (6x2) 280kW/381PS														
FAR 85 CF 430 (6x2) 315kW/428PS														
FAS 85 CF 340 250kW/340PS														
FAS 85 CF 380 280kW/381PS														
FAS 85 CF 430 315kW/428PS														
FAT 85 CF 340 (6x4) 250kW/340PS														
FAT 85 CF 380 (6x4) 280kW/381PS														
FAT 85 CF 430 (6x4) 315kW/428PS														
FTG 85 CF 340 (6x2/4) 250kW/340PS														
FTG 85 CF 380 (6x2/4) 280kW/381PS														
FTG 85 CF 430 315kW/428PS														
FTT 85 CF 340 (6x4) 250kW/340PS														
FTT 85 CF 430 (6x4) 315kW/428PS														



WVA



!

**...DAF****F 95/95 XF Series**

All types (306-507 PS) 420 x 150mm	09/87→1989	F	19900.0	4	19900	420	177	150	19.1			93686	64				
				4	19901	420	179	150	18.5								
		R	19900.0	4	19900	420	177	150	19.1					Trailing axle	93686	64	
				4	19901	420	179	150	18.5								
		R2	19900.0	4	19900	420	177	150	19.1					93686	64		
				4	19901	420	179	150	18.5								
All types (306-507 PS) 420 x 175mm	09/87→1989	F	19888.0	4	19888	420	177	175	18.5			93686	96				
				4	19889	420	179	175	19.1								
		R	19888.0	4	19888	420	177	175	18.5					93686	96		
				4	19889	420	179	175	19.1								
All types (306-507 PS) 420 x 200mm	09/87→1989	R	19890.0	4	19891	420	179	200	19.1			93685	128				
				4	19890	420	177	200	18.5								
		R2	19890.0	4	19891	420	179	200	19.1					93685	128		
				4	19890	420	177	200	18.5								
All types (306-507 PS) 420 x 240mm		R	K19914.0	4	19914	420	179	240	19.1/ 13.4				128				
				4	19915	420	177	240	19.7/ 17.4								
						4	17013	419	209					127	21.55	93686	80
						4	17012	419	220					127	21.55		
All types with S-Cam brake 419 x 152mm	1990→09/02		K19024.0	4	19024	419	209	152	20.6			93686	80				
				4	19031	419	220	152	20.8								
						4	19011	420	177					150	20.6	93686	64
		4	19010	420	176	150	20.8										
All types with S-Cam brake 420 x 175mm	1990→09/02		19052.0	4	19052	420	177	175	20.6			93686	96				
				4	19055	420	176	175	20.8								
All types with S-Cam brake 420 x 200mm	1990→09/02		19063.0	4	19063	420	177	200	20.6			93685	128				
				4	19064	420	176	200	20.8								

F 600

FA 600 CD 85kW	12/86→12/92	F	2901709560	4	29017	315	191	89	23				567122J
----------------	-------------	---	-------------------	---	-------	-----	-----	----	----	--	--	--	----------------

F 800 Series

FA 800 CB, FA 800 CN 96-108kW	12/86→08/91	F	2901709560	4	29017	315	191	89	23				567122J
-------------------------------	-------------	---	-------------------	---	-------	-----	-----	----	----	--	--	--	----------------

F 800 Series

FA 800 CB, FA 800 CN 96-108kW	12/86→08/91	R	15817.0	2	15817	325	301	97	12.1			8162080003	44
				2	15823	325	251	97	12.1				

F 1000

FA 1000 CB, FA 1000 CN 96-108kW	12/86→12/92		2901709560	4	29017	312	191	89	23				567123J
---------------------------------	-------------	--	-------------------	---	-------	-----	-----	----	----	--	--	--	----------------

Freighter

11.11, 13, 14, 15	1983→1990	F	K17662.0	2	17662	330	300	127	9.5			93684	52				
				2	17663	330	343	127	9.5								
		F	K17217.0	4	17217	330	295	125	11.7					Opt	93684	48	
						2	17662	330	300								127
		R	K17662.0	2	17662	330	300	127	9.5							93684	52
				2	17663	330	343	127	9.5								
R	K17932.0	2	17933	330	295	127	8.5	Opt			52						
		2	17932	330	340	127	10										
13.11, 13, 14, 16	1982→1990	R	17316.0	4	17316	394	321	127	12.7			93683	48				
15.11, 14 16.13, 15 16.14	1983→1990	F	K17217.0	4	17217	330	295	125	11.7	7" Brake		93684	48				
	1981→1984	F		K19072.0	4	19072	394	360	152					12.7	Opt	93684	48
	1983→1990																



WVA



!



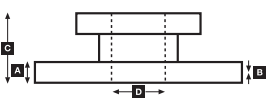
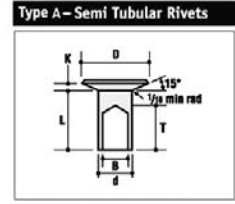
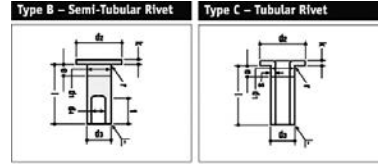
...DAF

F-Series

2100 F 2000, 2005 FA/FT 121kW/165PS F 2200, 2205 FA/FAS/FAT/FM/FT 159kW/216PS	1972→1989	F	17263.0*	4	17263	419	209	127	18.3	*use 17 263 18,30 60 6	93685	80
		R	19150.0	4	17264	419	216	127	18.8			
3200 (for Air Brakes) FA 2100 150kW/204PS FA 2105 DHR 150kW/204PS FA 2105 DM FAD 2205 FAD 2305 DHU FAS 2105 DHR FAT 2305 DHRE FT 2100, 2105 DHR 150kW/204PS FT 2105 DHTD, DHT FTS, FTT 2200	→1989 1977→1989 1978→1989 1980→1989 1974→1989 1980→1986 1980→1989 1980→1986 1983→1989	F	19150.0	4	19150	419	209	152	18.3		93685	80
		R	19150.0	4	19151	419	216	152	18.8			
F 500 F 700 (6-7.5 to) 57kW/78PS	1978→1986 1975→1986	F	17829.0	2	17829	310	245	100	10		93038	56
		R	17831.0	2	17830	310	209	100	10			
F 800 F 900 (8-10 to) FA 900 DE, DD FA 900 DF, DT FA 1100 DNTD 96kW/130PS FA 1100 DT 110kW/150PS FT 1100	1975→1986 1983→1986 1987→1990 1978→1986 1987→1990	F	17827.0	2	17827	325	251	120	12.5			60
		R	19620.0	2	17828	325	210	120	12.5			
F 1100 F 1300 (G110) F 1400 (G130) FA 1500	1978→1986 1976→1986 1978→1986	F	17804.0	4	17804	394	354	127	12.7			64
		R	K19622.0	4	19622	394	354	152	12.7			
F 2500 DHS, Turbo Intercooler 184kW/250PS FA 2805 DKSE 206kW/280PS FAD 2525 DHS (8x4) 184kW/250PS FAR 2500 DHS (6x2) 184kW/250PS FAT 2305 DHU, FT 2500 FAT 2525 DHS (6x4) 184kW/250PS FT & FA 2500 DHS 195kW/265PS FT 2500 DHS N 2800 (6x4)	1981→1989 1984→1989 1983→1989 1982→1989 1977→1989 1983→1989 1986→1989 1982→1989	F	19150.0	4	19150	419	209	152	18.3		93685	80
		R1	19256.0	4	19151	419	216	152	18.8			
F 2800 ATi F 3200 ATi	1986→1989	F1	19150.0	4	19256	419	208	178	18.3		93685	112
		F2	19150.0	4	19260	419	216	178	18.8			
F 3300 DKX Turbo Intercooler 243kW/330PS FA 3305 DKX 243kW/330PS FAG 2305 DHT (6x2) 162kW/220PS FAR, FTR 3300 DKX (6x2) FAR, FTR 3300 DKX (6x2) 243kW/330PS FTR 3300 DKSE (6x2) 206kW/280PS FTR 3300 DKX (6x2) 243kW/330PS	1981→1989 1984→1989 1982→1989 1984→1989 1983→1989 1982→1989	R1	19890.0	4	19150	419	209	152	18.3		93685	80
		R2	19256.0	4	19151	419	216	152	18.8			
FA 600/800 Wabco 465 F-0	1987→1991	R	15817.0	2	15817	325	301	97	12.1		8162080003	44
				2	15823	325	251	97	12.1			



Rivet Ref	Head Size	Shank Ø x Shank Length	Drawing type	Head Shape	T = tubular S = semi-tubular	Material	Material Description
8162080003	15.5	8 x 20	Type C	Flat	T (Stepped)	Steel	1 x JURID RIVETS BAG INCLUDES 100 PCS
93038	9.5	5 x 10	Type C	Flat	T	Steel	1 x JURID RIVETS BAG INCLUDES 100 PCS
93685	12.14	6.35 x 16	Type A	Conical	S	Steel	1 x JURID RIVETS BAG INCLUDES 100 PCS





...DAF

...F-Series

FA 1005 (17.5") Wabco 465 F-0	1987→	R	17900.0	2	17900	325	301	147	12.1			8103080008	44	
				2	17901	325	251	147	12.1					
FA 1300 DNT 132kW/180PS	1987→1989	F	19923.0	4	19923	360	351	170	16.5			93683	88	
		R	19923.0	4	19923	360	351	170	16.5			93683	88	
FA 1700 DNT	1987→1995	F	19923.0	4	19923	360	351	170	16.5			93683	88	
			K19231.0	8	19306	360	173	170	16.5		01/90→	93683	96	
		R	19923.0	4	19923	360	351	170	16.5			93683	88	
			K19231.0	8	19306	360	173	170	16.5		01/90→	93683	96	
FA 1900	11/89→09/93	F	19010.0	4	19011	420	177	150	20.6			93686	64	
FA 1905				4	19010	420	176	150	20.8					
FT 1900		R	19256.0	4	19256	419	208	178	18.3		Opt	93685	112	
				4	19260	419	216	178	18.8					
		R	19052.0	4	19052	420	177	175	20.6			93686	96	
				4	19055	420	176	175	20.8					
FA 1900 DNS, Topsleeper 156kW/212PS	1987→1989	F	19900.0	4	19900	420	177	150	19.1			93686	64	
FA 1900 DNT				4	19901	420	179	150	18.5					
FA 1905, FT 1905		R	19256.0	4	19256	419	208	178	18.3		Opt	93685	112	
FA 2100, FAR 2100				4	19260	419	216	178	18.8					
FA 2500, FAR 2500	1987→	R	19888.0	4	19888	420	177	175	18.5			93686	96	
FAD 2500, FAS 2500				4	19889	420	179	175	19.1					
FAS 2100, FAT 2100	1987→1989													
FD 2100														
FD 2800	1987→													
FT 2500														
FA 2100 DH, DHTD, DHT	1983→1989	F	19150.0	4	19150	419	209	152	18.3			93685	80	
FA 2105 DH, DHTD	1984→1989			4	19151	419	216	152	18.8					
FA 2505 DHS 184kW/250PS		R	19256.0	4	19256	419	208	178	18.3			93685	112	
FT 2100 DHT	1986→1989			4	19260	419	216	178	18.8					
FA 2105	11/89→	F	K19024.0	4	19024	419	209	152	20.6			93686	80	
FA 2505				4	19031	419	220	152	20.8					
		R	19052.0	4	19052	420	177	175	20.6			93686	96	
				4	19055	420	176	175	20.8					
FA 2300	11/89→	F	K19024.0	4	19024	419	209	152	20.6			93686	80	
FA, FT 2700				4	19031	419	220	152	20.8					
FA, FT 2900		R	19063.0	4	19063	420	177	200	20.6			93685	128	
				4	19064	420	176	200	20.8					
FA 2300 DHT 162kW/220PS	1983→1989	F	19150.0	4	19150	419	209	152	18.3			93685	80	
				4	19151	419	216	152	18.8					
FA 2300 DHT 162kW/228PS	1983→1989	R1	19256.0	4	19256	419	208	178	18.3			93685	112	
				4	19260	419	216	178	18.8					
		R2	19150.0	4	19150	419	209	152	18.3			93685	80	
				4	19151	419	216	152	18.8					
FA 2500	11/89→	F	17 012 21,55 60 6	4	17013	419	209	127	21.55			93686	80	
				4	17012	419	220	127	21.55					
		F	K19024.0	4	19024	419	209	152	20.6		Opt	93686	80	
				4	19031	419	220	152	20.8					
		R	19256.0	4	19256	419	208	178	18.3			93685	112	
				4	19260	419	216	178	18.8					
		R	19052.0	4	19052	420	177	175	20.6		Opt	93686	96	
				4	19055	420	176	175	20.8					
FA 2605 DK (4x2) 156kW/212PS	1972→1989	F	17263.0*	4	17263	419	209	127	18.3		*use 17 263 18,30 60 6	93685	80	
FA 2605 DKA (4x2) 169kW/230PS				4	17264	419	216	127	18.8					
FAS 2600 DK (6x2) 156kW/212PS		R	19256.0	4	19256	419	208	178	18.3			93685	112	
FAS 2600 DKH (6x2) 169kW/230PS				4	19260	419	216	178	18.8					
FAT 2600 DKA (6x4) 169kW/230PS														
FT 2605 DK (4x2) 156kW/212PS														
FT 2605 DKA (4x2) 169kW/230PS														
FTS 2600 DK (6x2) 156kW/212PS														
FTS 2600 DKA (6x2) 169kW/230PS														
FTT 2600 DKA (6x4) 169kW/230PS														



WVA



!



#

**...DAF****...F-Series**

FA 2800 DKS (4x2) FMD 2825 DKTD (8x4) 188kW/256PS	1974→1989	F1	19150.0	4	19150	419	209	152	18.3			93685	80	
	1982→1989			4	19151	419	216	152	18.8					
FT 2800 DKS (4x2) FT 2800 DKT (4x2) FT 2800 DKTD (4x2) FTT 2805 DKS (6x4) MAG 2800 DKTL (6x2) 185kW/252PS	1974→1989	F2	19150.0	4	19150	419	209	152	18.3		6x2 & 8x4	93685	80	
				4	19151	419	216	152	18.8					
		R1	19256.0	4	19256	419	208	178	18.3			93685	112	
				4	19260	419	216	178	18.8					
	1982→1989	R2	19256.0	4	19256	419	208	178	18.3			93685	112	
				4	19260	419	216	178	18.8					
FA 2800 DKV, Topsleeper FT 2800 DKV	1986→1989	F	19150.0	4	19150	419	209	152	18.3			93685	80	
				4	19151	419	216	152	18.8					
		R	19 617 18,50 60 6	4	19618	419	219	203	18.5			93686	160	
				4	19617	419	210	203	18.5					
FAD 2825 DKV FAT 2825 DKV (6x4/8x4)	→1987 1986→1989	F1	19150.0	4	19150	419	209	152	18.3			93685	80	
				4	19151	419	216	152	18.8					
		F2	19256.0	4	19256	419	208	178	18.3		6x4	93685	112	
				4	19260	419	216	178	18.8					
		F2	19150.0	4	19150	419	209	152	18.3		8x4	93685	80	
				4	19151	419	216	152	18.8					
		R1	19256.0	4	19256	419	208	178	18.3			93685	112	
				4	19260	419	216	178	18.8					
		R2	19256.0	4	19256	419	208	178	18.3			93685	112	
				4	19260	419	216	178	18.8					
FAD 3325 DKX (8x4) FAD 3325 DKX-ATI (8x4) FAT 3325 DKX (6x4) FTT 3325 DKX (6x4)	1986→1989	F1	19150.0	4	19150	419	209	152	18.3			93685	80	
				4	19151	419	216	152	18.8					
	1982→1989	F2	19150.0	4	19150	419	209	152	18.3		8x4	93685	80	
				4	19151	419	216	152	18.8					
	R1	19256.0	4	19256	419	208	178	18.3			93685	112		
			4	19260	419	216	178	18.8						
		R2	19256.0	4	19256	419	208	178	18.3		6x4	93685	112	
				4	19260	419	216	178	18.8					
FAG 2505 DHS 195kW/265PS	1983→1989	F	19150.0	4	19150	419	209	152	18.3			93685	80	
				4	19151	419	216	152	18.8					
		R1	19150.0	4	19150	419	209	152	18.3			93685	80	
			4	19151	419	216	152	18.8						
		R2	19256.0	4	19256	419	208	178	18.3			93685	112	
				4	19260	419	216	178	18.8					
FAG 3300 (6x2) FT 3600 DKZ	1986→1989	F1	19150.0	4	19150	419	209	152	18.3			93685	80	
				4	19151	419	216	152	18.8					
		F2	19150.0	4	19150	419	209	152	18.3			93685	80	
				4	19151	419	216	152	18.8					
	R	19150.0	4	19150	419	209	152	18.3		Trailing axle	93685	80		
			4	19151	419	216	152	18.8						
		R	19 617 18,50 60 6	4	19618	419	219	203	18.5			93686	160	
				4	19617	419	210	203	18.5					
FAR 3300 (6x2)	1986→1989	F1	19150.0	4	19150	419	209	152	18.3			93685	80	
				4	19151	419	216	152	18.8					
		F2	19150.0	4	19150	419	209	152	18.3			93685	80	
				4	19151	419	216	152	18.8					
	R	19150.0	4	19150	419	209	152	18.3		Trailing axle	93685	80		
			4	19151	419	216	152	18.8						
		R	19 617 18,50 60 6	4	19618	419	219	203	18.5			93686	160	
				4	19617	419	210	203	18.5					
FAT 2525 DKS (6x4) 184kW/250PS	1982→1989	F	19150.0	4	19150	419	209	152	18.3			93685	80	
				4	19151	419	216	152	18.8					
		R1	19256.0	4	19256	419	208	178	18.3			93685	112	
				4	19260	419	216	178	18.8					
		R2	19150.0	4	19150	419	209	152	18.3			93685	80	
				4	19151	419	216	152	18.8					
		R2	19256.0	4	19256	419	208	178	18.3		Opt	93685	112	
				4	19260	419	216	178	18.8					
FT 2100 DHR FT 2105 DHR	1980→1983	R	19150.0	4	19150	419	209	152	18.3			93685	80	
				4	19151	419	216	152	18.8					



WVA



!

**...DAF****...F-Series**

FT 2805 DKV	1986→1989	F	19150.0	4	19150	419	209	152	18.3			93685	80	
		R	19 617 18,50 60 6	4	19151	419	216	152	18.8			93686	160	
FT 3200 KS 238kW/324PS	01/90→10/93	F	19900.0	4	19900	420	177	150	19.1			93686	64	
		R	19890.0	4	19901	420	179	150	18.5			93685	128	

Laird

1160/1200LR (16/9" w/b)	1969→1971	R	17316.0	4	17316	394	321	127	12.7			93683	48	
-------------------------	-----------	---	----------------	---	-------	-----	-----	-----	------	--	--	-------	----	--

LF 45

45.220, FA 45.150, FA 45.170, FA 45.180, FA 45.220 110-162kW	01/01→	F	2908809560	4	29088	330	176	83	26	587056	12 ton axle			569127J
		R	2908809560	4	29088	330	176	83	26	587056	7 ton axle			569128J

LF 55

FA 55.170, FA 55.180, FA 55.220, FA 55.250, FA LF.180, FT 55.180, FT 55.220, FT 55.250 123kW	→02/03	F	2914209569	4	29142	375	204.5	99.5	30	587034	ProTec S Version, 6x2 Opt			569130J
		F	2925305390	4	29253	432	247.5	109.5	30					569128J
	01/01→	F	2915905390	4	29159		210.5	92.5	30	587068				
	03/03→	R	2914209569	4	29142	375	204.5	99.5	30	587034	ProTec S Version, 6x2 Opt			569131J
→02/03	F	2925305390	4	29253	432	247.5	109.5	30						
01/01→	F	2915905390	4	29159		210.5	92.5	30	587068					
03/03→	R	2915905390	4	29159		210.5	92.5	30	587068					

Mastiff

MS1600 MS2400 MS2600 MS2600, 2800 (Tractor)	1969→1983 1969→1979 1969→1970 1970→1982	F	K19072.0	4	19072	394	360	152	12.7			93684	48	
--	--	---	-----------------	---	-------	-----	-----	-----	------	--	--	-------	----	--

Redline

1160FJ (16/9" w/b) 1700/1800FJT (16/9" w/b) FJK140, 340, 360 (16/9" w/b)	1968→1969 1965→1967	R	17316.0	4	17316	394	321	127	12.7			93683	48	
--	------------------------	---	----------------	---	-------	-----	-----	-----	------	--	--	-------	----	--

Roadrunner

6.10, 12, 13, 15, 8.10, 12, 13, 15	01/86→12/91	F	2901709560	4	29017	315	191	89	23					567122J
		F	2902409561	4	29024		191	89	23					
10.12, 13, 15	01/86→12/91	F	2902409561	4	29024	312	191	89	23					567123J

Roadrunner

6.10, 12, 13, 15, 8.10, 12, 13, 15	01/86→12/91	R	15817.0	2	15817	325	301	97	12.1			8162080003	44	
		R	17900.0	2	15823	325	251	97	12.1			8103080008	44	
10.12, 13, 15	01/86→12/91	R	17900.0	2	17900	325	301	147	12.1					
		R	17900.0	2	17901	325	251	147	12.1					

Roadtrain

16.25, 28, 29 17.25, 27, 28, 29 17.30, 32, 34, 35 19.28	1980→1990	F	K19921.0	8	19921	394	191	200	19.3			93683	128	
		R	K19921.0	8	19921	394	191	200	19.3			93683	128	
20.29, 32 (6x2 Tractor) 20.33, 35 (6x2 Tractor)	1982→1990	F	K19921.0	8	19921	394	191	200	19.3			93683	128	
		R2	K19921.0	8	19921	394	191	200	19.3			93683	128	

Terrier

TR650, TR738 TR750	1970→1984 1970→1971	F	K17555.0	4	17555	330	299	101	9.5				48	
		F	K17555.0	4	17555	330	299	101	9.5				48	
TR850 TR950	1970→1984 1970→1971	F	K17555.0	4	17555	330	299	101	9.5				48	
		R	K17662.0	2	17662	330	300	127	9.5			93684	52	
		R	K17662.0	2	17663	330	343	127	9.5					



...DAF

XF 95

FA 95.380, FA 95.430, FA 95.480, FA 95.530, FT 315, FT 355, FT 95.380, FT 95.530, FTG 95.380 250-390kW	09/02→	F	2925305390	4	29253	432	247.5	109.5	30		ProTec S Version			
		R	2925305390	4	29253	432	247.5	109.5	30		ProTec S Version			

XF 105

XF 105.410, XF 105.460, XF 105.510	10/05→	F	2925305390	4	29253	432	247.5	109.5	30		ProTec S Version			
		R	2925305390	4	29253	432	247.5	109.5	30		ProTec S Version			

DENNIS

Eagle

Refuse Wagon	1994→	F	2909009560	4	29090	438	250	114	28	587027				567152J
		R	2909009560	4	29090	438	250	114	28	587027				567152J

Elite

Elite	01/00→	F	2909009560	4	29090	438	250	114	28	587027				FCR286A
-------	--------	---	-------------------	---	-------	-----	-----	-----	----	---------------	--	--	--	----------------

Elite

Elite	2000→	R	19071.0	8	19071	410	176	200	18.3					
1721MD, MS, P 1725MD, MS XM11, XM13	1994→	F	19090.0	8	19090	410	176	175	18.3			93683/93685	96/104	
		R	19090.0	8	19090	410	176	175	18.3			93683/93685	96/104	
2221MD, MS, Linksteer 2225MD, MS, Linksteer 2421MD, MS, Linksteer 2425MD, MS, Linksteer 2521MD, MS 2525MD, MS 2621MD, MS, Linksteer 2625MD, MS, Linksteer XM15, XM17	1994→	F	19090.0	8	19090	410	176	175	18.3			93683/93685	96/104	
		R1	19090.0	8	19090	410	176	175	18.3			93683/93685	96/104	
		R2	19090.0	8	19090	410	176	175	18.3			93683/93685	96/104	

Fire Engines

Dagger		F	2914809560	2	29148		185	84	34						
				2	29115		175	84	27						
		R	2914809560	2	29148		185	84	34						
				2	29115		175	84	27						
Rapier (22.5") SEE 2x67	09/91→	F	2901309561	4	29013	354	183	87	21					567949J	
Sabre (22.5") Meritor D Lisa	1995→	F	2909009560	4	29090	438	250	114	28	587027				567152J	

Fire Engines

F type	1976→	F	K19072.0	4	19072	394	360	152	12.7			93684	48	
S type														
Rapier (22.5") SEE 2x67		R	19503.0	4	19503	360	316	170	16			8162080001	72	
Sabre		R	19071.0	8	19071	410	176	200	18.3			93683/93685	96/104	

Maxim (4 Wheel)

All	1965→1970	F	K19072.0	4	19072	394	360	152	12.7			93684	48	
-----	-----------	---	-----------------	---	-------	-----	-----	-----	------	--	--	-------	----	--

Maxim (6 Wheel)

All	1965→1967	F	K19072.0	4	19072	394	360	152	12.7			93684	48	
-----	-----------	---	-----------------	---	-------	-----	-----	-----	------	--	--	-------	----	--

Olympus

OL-10N, OL-16N, OL-19N; OL-13W, OL-16W, OL-19W, OL-21W, OL-23W, OL27W	10/09→	F	2925305390	4	29253		247.5	109.5	30					
		R	2925305390	4	29253		247.5	109.5	30					

Phoenix

All	11/05→	F	2909009560	4	29090	438	250	114	28					
-----	--------	---	-------------------	---	-------	-----	-----	-----	----	--	--	--	--	--

Refuse Collectors

Phoenix	1985→	F	19090.0	8	19090	410	176	175	18.3			93683/93685	96/104	
		R1	19090.0	8	19090	410	176	175	18.3			93683/93685	96/104	
		R2	19090.0	8	19090	410	176	175	18.3			93683/93685	96/104	

Self Steer (20 ton)

All	1970→	R1	K19072.0	4	19072	394	360	152	12.7			93684	48	
-----	-------	----	-----------------	---	-------	-----	-----	-----	------	--	--	-------	----	--



ERF

A Series

LAC/LAG303, 304	1974→1980	F	K19072.0	4	19072	394	360	152	12.7			93684	48	
-----------------	-----------	---	-----------------	---	-------	-----	-----	-----	------	--	--	-------	----	--

ECS/ECT/ECX

4x2, 6x2	→2001	F	2903005390	4	29030	432	250	118.5	28		D3/D-Elso 1			567410J
			2903009560	4	29030	432	250	118.5	28		D3/D-Elso 1			567410J
		R	2903005390	4	29030	432	250	118.5	28		D3/D-Elso 1			567410J
			2903009560	4	29030	432	250	118.5	28		D3/D-Elso 1			567410J
4x2, 6x2	2002→03/03	F	2903005390	4	29030	432	250	118.5	28		D3/D-Elso 1			567410J
			2903009560	4	29030	432	250	118.5	28		D3/D-Elso 1			567410J
			2925305390	4	29253		247.5	109.5	30		S87			
		R	2903005390	4	29030	432	250	118.5	28		D3/D-Elso 1			567410J
			2903009560	4	29030	432	250	118.5	28		D3/D-Elso 1			567410J
			2925305390	4	29253		247.5	109.5	30		S87			
4x2, 6x2	04/03→	F	2903005390	4	29030	432	250	118.5	28		D3/D-Elso 1			567410J
			2903009560	4	29030	432	250	118.5	28		D3/D-Elso 1			567410J
			2913109560	4	29131	434	250	118	30		D-Elso 2, No ABS			FCR289A
		R	2925305390	4	29253		247.5	109.5	30		S87			
			2903005390	4	29030	432	250	118.5	28		D3/D-Elso 1			567410J
			2903009560	4	29030	432	250	118.5	28		D3/D-Elso 1			567410J

Pre-1974 Range

64G Tractor 24 ton	1968→1973	F	K19072.0	4	19072	394	360	152	12.7			93684	48	
66CU Tractor 32/48 ton	1968→1969	F	K19072.0	4	19072	394	360	152	12.7			93684	48	
84PV														
68GX 24/26 ton	1968→1973	F1	K19072.0	4	19072	394	360	152	12.7			93684	48	
		F2	K19072.0	4	19072	394	360	152	12.7			93684	48	

Series C

C 36, C 40	1982→1986	F	19 922 17,40 60 8	8	19922	394	187	203	17.4		Light weight axle	93685	96	
C 38	1984→1986	R	19 922 17,40 60 8	8	19922	394	187	203	17.4		Light weight axle	93685	96	

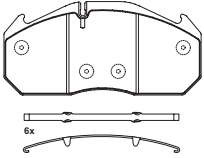
Series CP

CP 28/32.250 (4x2) Tractors	1984→1986	F	19 922 17,40 60 8	8	19922	394	187	203	17.4			93685	96	
CP 32.290 (4x2) Tractors		R	19 922 17,40 60 8	8	19922	394	187	203	17.4			93685	96	

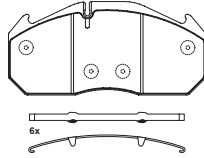
Series E

E 6.18	1991→09/93	F	19553.0	6	19553	410	180	200	20.4		Old version	8162080001	96	
				2	19554	410	180	200	20.4					
			19071.0	8	19071	410	176	200	18.3		Opt Old version	93683/93685	96/104	
				4	19553	410	180	200	20.4		New version	8162080001	96	
			19972.0	2	19717	410	196	200	21.9					
				2	19716	410	196	200	22.2					
		R	19553.0	6	19553	410	180	200	20.4		Old version	8162080001	96	
				2	19554	410	180	200	20.4					
			19071.0	8	19071	410	176	200	18.3		Opt Old version	93683/93685	96/104	
				4	19553	410	180	200	20.4		New version	8162080001	96	
			19716.0	2	19717	410	196	200	21.9					
				2	19716	410	196	200	22.2					
E 6.21 ES 6.18 ES 6.18 Dropframe ES 6.18 (EURO1) ES 6.21 (EURO2)	1991→09/93	F	19553.0	6	19553	410	180	200	20.4		Old version	8162080001	96	
				2	19554	410	180	200	20.4					
			19071.0	8	19071	410	176	200	18.3		Opt Old version	93683/93685	96/104	
				4	19553	410	180	200	20.4		New version	8162080001	96	
			19716.0	2	19717	410	196	200	21.9					
				2	19716	410	196	200	22.2					
		R	19553.0	6	19553	410	180	200	20.4		Old version	8162080001	96	
				2	19554	410	180	200	20.4					
			19071.0	8	19071	410	176	200	18.3		Opt Old version	93683/93685	96/104	
				4	19553	410	180	200	20.4		New version	8162080001	96	
			19716.0	2	19717	410	196	200	21.9					
				2	19716	410	196	200	22.2					

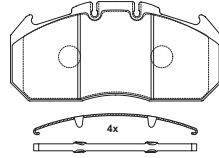
2903005390
29030 MER D3/D-ELSA 1



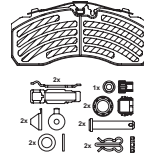
2903009560
29030 MERITOR



2913109560
29131 MER D-ELSA2



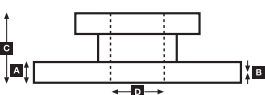
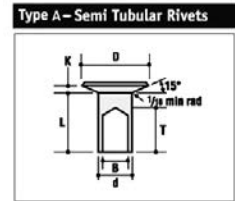
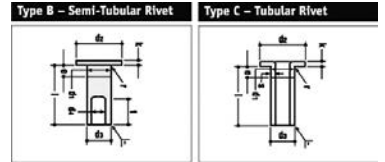
2925305390
29252 KNR SB/SN7



				A	B	C	D		Kg		ABS	
567410J				432	45	35	135	208	10xM16	37		
FCR289A				434		37	145.5	210		38.3		
FCR290A				434	45	38	149	210		38		



Rivet Ref	Head Size	Shank Ø x Shank Length	Drawing type	Head Shape	T = tubular S = semi-tubular	Material	Material Description
8162080001	15.5	8 x 15	Type C	Flat	T (Stepped)	Steel	1 x JURID RIVETS BAG INCLUDES 100 PCS
93683	12.25	6.35 x 13	Type A	Conical	S	Steel	1 x JURID RIVETS BAG INCLUDES 100 PCS
93684	12.14	6.35 x 14.5	Type A	Conical	S	Steel	1 x JURID RIVETS BAG INCLUDES 100 PCS
93685	12.14	6.35 x 16	Type A	Conical	S	Steel	1 x JURID RIVETS BAG INCLUDES 100 PCS





WVA



!

**...ERF****...Series E**

E 8.26, E 8.27 E 10.25, E 10.27, E 10.32 E 12.32 ST, E 12.37 ST E 12.40 ST, E 14.32 ST E 14.36 ST, E 14.41 ST E 14.46 ST	1991→09/93	F	19071.0	8	19071	410	176	200	18.3			93683/93685	96/104
		R	19071.0	8	19071	410	176	200	18.3			93683/93685	96/104
E 10.25R, E 10.29R	1986→1990	R	19745.0	8	19745	394	157	203	18.5/ 11.5			93686	96

Series E: 4x2 Drawbars & Tractors

All	1986→1990		19745.0	8	19745	394	157	203	18.5/ 11.5			93686	96
-----	-----------	--	----------------	---	-------	-----	-----	-----	---------------	--	--	-------	----

Series E: 4x2 Rigid & Tippers

ES 6.19	1989→09/93	F	19090.0	8	19090	410	176	175	18.3		7" Brake	93683/93685	96/104
			19071.0	8	19071	410	176	200	18.3		8" Brake	93683/93685	96/104
		R	19090.0	8	19090	410	176	175	18.3		7" Brake	93683/93685	96/104
			19071.0	8	19071	410	176	200	18.3		8" Brake	93683/93685	96/104

Series E: 6x2 Rigid & Tippers

All	1986→1990		19745.0	8	19745	394	157	203	18.5/ 11.5			93686	96
-----	-----------	--	----------------	---	-------	-----	-----	-----	---------------	--	--	-------	----

Series E: 6x2 Tractors

E 10.32 TT (Twinsteer) E 12.32 TT (Twinsteer) E 12.37 TT (Twinsteer) E 12.40 TT (Twinsteer) E 14.32 TT (Twinsteer) E 14.36 TT (Twinsteer)	1991→09/93	F	19071.0	8	19071	410	176	200	18.3			93683/93685	96/104
		R1	19071.0	8	19071	410	176	200	18.3			93683/93685	96/104
		R2	19071.0	8	19071	410	176	200	18.3			93683/93685	96/104
			19071.0	8	19071	410	176	200	18.3			93683/93685	96/104

Series E: 6x4 Rigid

E 8.26 Drawbar E 8.27 E 10.25 E 10.27 ES 8.21 ES 8.27	1991→09/93	F	19071.0	8	19071	410	176	200	18.3			93683/93685	96/104
		R1	19071.0	8	19071	410	176	200	18.3			93683/93685	96/104
		R2	19071.0	8	19071	410	176	200	18.3			93683/93685	96/104
			19071.0	8	19071	410	176	200	18.3			93683/93685	96/104

Series E: 6x4 Rigid & Tippers

ES 8.24 (EURO1) ES 8.27 (EURO1)	09/93→	F	19553.0	6	19553	410	180	200	20.4		Old version →04/96	8162080001	96
			19071.0	2	19554	410	180	200	20.4		Opt Old version →04/96	93683/93685	96/104
			19716.0	8	19071	410	176	200	18.3		New version 05/96→	8162080001	96
			19716.0	4	19553	410	180	200	20.4				
			19716.0	2	19717	410	196	200	21.9				
			19716.0	2	19716	410	196	200	22.2				
		R	19553.0	6	19553	410	180	200	20.4		Old version →04/96	8162080001	96
			19071.0	2	19554	410	180	200	20.4		Opt Old version →04/96	93683/93685	96/104
			19716.0	8	19071	410	176	200	18.3		New version 05/96→	8162080001	96
			19716.0	4	19553	410	180	200	20.4				
			19716.0	2	19717	410	196	200	21.9				
			19716.0	2	19716	410	196	200	22.2				

Series E: 6x4 Tractors

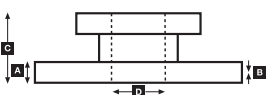
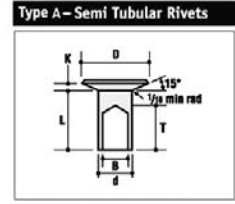
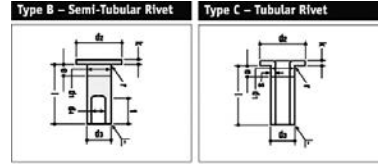
E 10.32 DT E 14.41 DT E 14.46 DT	1991→09/93	F	19071.0	8	19071	410	176	200	18.3			93683/93685	96/104
		R1	19071.0	8	19071	410	176	200	18.3			93683/93685	96/104
		R2	19071.0	8	19071	410	176	200	18.3			93683/93685	96/104

Series E: 8x4 Rigid

E 8.27 E 10.25 E 10.27 E 10.32 E 12.30 E 12.32	1991→09/93	F2	19071.0	8	19071	410	176	200	18.3			93683/93685	96/104
		R1	19071.0	8	19071	410	176	200	18.3			93683/93685	96/104
		R2	19071.0	8	19071	410	176	200	18.3			93683/93685	96/104



Rivet Ref	Head Size	Shank Ø x Shank Length	Drawing type	Head Shape	T = tubular S = semi-tubular	Material	Material Description
8162080001	15.5	8 x 15	Type C	Flat	T (Stepped)	Steel	1 x JURID RIVETS BAG INCLUDES 100 PCS
93683	12.25	6.35 x 13	Type A	Conical	S	Steel	1 x JURID RIVETS BAG INCLUDES 100 PCS
93685	12.14	6.35 x 16	Type A	Conical	S	Steel	1 x JURID RIVETS BAG INCLUDES 100 PCS
93686	12.25	6.35 x 17.5	Type A	Conical	S	Steel	1 x JURID RIVETS BAG INCLUDES 100 PCS





WVA



!

**...ERF****Series EC, EC11**

EC 6.21 4x2 Rigid ES 6.18 4x2 Rigid EC 11.305 EC 11.340 EC 11.380	09/93→ 1995→ 09/95→	F	19553.0	6	19553	410	180	200	20.4	Old version →04/96	8162080001	96
			19071.0	8	19071	410	176	200	18.3			
			19716.0	4	19553	410	180	200	20.4			
		19717	2	19717	410	196	200	21.9				
		19716	2	19716	410	196	200	22.2				
		19553.0	6	19553	410	180	200	20.4				
	R	Opt Old version →04/96	19071.0	8	19071	410	176	200	18.3			
			19716.0	4	19553	410	180	200	20.4			
			19717	2	19717	410	196	200	21.9			
		19716	2	19716	410	196	200	22.2				
		New version 05/96→	19553.0	6	19553	410	180	200	20.4			
		New version 05/96→	19071.0	8	19071	410	176	200	18.3			

Series EC: 4x2 Tractors & Drawbars

EC 10.30, EC 10.32, EC 10.35 EC 12.33, EC 12.37, EC 12.40 EC 14.34, EC 14.38, EC 14.41 EC 14.50, EC 14.52 EC 6.18, EC 6.21 EC 8.24, EC 8.27	09/93→ 1995→ 09/93→	F	19553.0	6	19553	410	180	200	20.4	Old version →04/96	8162080001	96
			19071.0	8	19071	410	176	200	18.3			
			19716.0	4	19553	410	180	200	20.4			
		19717	2	19717	410	196	200	21.9				
		19716	2	19716	410	196	200	22.2				
		19553.0	6	19553	410	180	200	20.4				
	R	Opt Old version →04/96	19071.0	8	19071	410	176	200	18.3			
			19716.0	4	19553	410	180	200	20.4			
			19717	2	19717	410	196	200	21.9			
		19716	2	19716	410	196	200	22.2				
		New version 05/96→	19553.0	6	19553	410	180	200	20.4			
		New version 05/96→	19071.0	8	19071	410	176	200	18.3			

Series EC: 6x2 Twinsteer Tractors

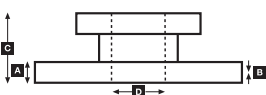
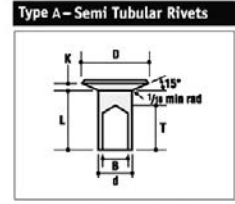
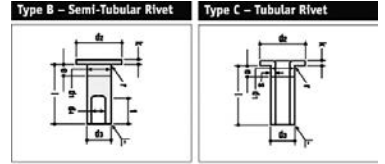
EC 10.32, EC 10.35 EC 12.33, EC 12.37, EC 12.40 EC 14.34, EC 14.38, EC 14.41 EC 14.50, EC 14.52	05/93→	F	19553.0	6	19553	410	180	200	20.4	Old version →04/96	8162080001	96
			19071.0	8	19071	410	176	200	18.3			
			19716.0	4	19553	410	180	200	20.4			
		19717	2	19717	410	196	200	21.9				
		19716	2	19716	410	196	200	22.2				
		19553.0	6	19553	410	180	200	20.4				
	R	Opt Old version →04/96	19071.0	8	19071	410	176	200	18.3			
			19716.0	4	19553	410	180	200	20.4			
			19717	2	19717	410	196	200	21.9			
		19716	2	19716	410	196	200	22.2				
		New version 05/96→	19553.0	6	19553	410	180	200	20.4			
		New version 05/96→	19071.0	8	19071	410	176	200	18.3			

Series EC: 6x2/6x4 Tractors

EC 10.32, EC 10.35 EC 12.33, EC 12.37, EC 12.40 EC 14.34, EC 14.38, EC 14.41 EC 14.50, EC 14.52	05/93→	F	19553.0	6	19553	410	180	200	20.4	Old version →04/96	8162080001	96
			19071.0	8	19071	410	176	200	18.3			
			19716.0	4	19553	410	180	200	20.4			
		19717	2	19717	410	196	200	21.9				
		19716	2	19716	410	196	200	22.2				
		19553.0	6	19553	410	180	200	20.4				
	R	Opt Old version →04/96	19071.0	8	19071	410	176	200	18.3			
			19716.0	4	19553	410	180	200	20.4			
			19717	2	19717	410	196	200	21.9			
		19716	2	19716	410	196	200	22.2				
		New version 05/96→	19553.0	6	19553	410	180	200	20.4			
		New version 05/96→	19071.0	8	19071	410	176	200	18.3			



Rivet Ref	Head Size	Shank Ø x Shank Length	Drawing type	Head Shape	T = tubular S = semi-tubular	Material	Material Description
8162080001	15.5	8 x 15	Type C	Flat	T (Stepped)	Steel	1 x JURID RIVETS BAG INCLUDES 100 PCS
93683	12.25	6.35 x 13	Type A	Conical	S	Steel	1 x JURID RIVETS BAG INCLUDES 100 PCS
93685	12.14	6.35 x 16	Type A	Conical	S	Steel	1 x JURID RIVETS BAG INCLUDES 100 PCS





WVA



!

**...ERF****Series EC: 6x4 Rigids & Drawbars**

EC 10.30, EC 10.32, EC 10.35 EC 8.24, EC 8.27 ES 8.24, ES 8.27	09/93→ 1995→	F	19553.0	6	19553	410	180	200	20.4	Old version →04/96	8162080001	96			
			19071.0	2	19554	410	180	200	20.4						
			19716.0	8	19071	410	176	200	18.3						
		R	19553.0	4	19553	410	180	200	20.4				New version 05/96→	8162080001	96
			19071.0	2	19717	410	196	200	21.9						
			19716.0	2	19716	410	196	200	22.2						
	1995→	F	19553.0	6	19553	410	180	200	20.4	Old version →04/96	8162080001	96			
			19071.0	2	19554	410	180	200	20.4						
			19716.0	8	19071	410	176	200	18.3						
		R	19553.0	4	19553	410	180	200	20.4				Opt Old version →04/96	93683/93685	96/104
			19071.0	2	19717	410	196	200	21.9						
			19716.0	2	19716	410	196	200	22.2						

Series EC: 8x4 Rigids

EC 10.30, EC 10.32, EC 10.35 EC 12.33 EC 8.27	09/93→ 1995→	F	19553.0	6	19553	410	180	200	20.4	Old version →04/96	8162080001	96			
			19071.0	2	19554	410	180	200	20.4						
			19716.0	8	19071	410	176	200	18.3						
		R	19553.0	4	19553	410	180	200	20.4				New version 05/96→	8162080001	96
			19071.0	2	19717	410	196	200	21.9						
			19716.0	2	19716	410	196	200	22.2						
	1995→	F	19553.0	6	19553	410	180	200	20.4	Old version →04/96	8162080001	96			
			19071.0	2	19554	410	180	200	20.4						
			19716.0	8	19071	410	176	200	18.3						
		R	19553.0	4	19553	410	180	200	20.4				Opt Old version →04/96	93683/93685	96/104
			19071.0	2	19717	410	196	200	21.9						
			19716.0	2	19716	410	196	200	22.2						

FODEN**All**

Haulmaster, Fleetmaster	1979→1983	F	19365.0	4	19366	419	189	203	19.3		93685	96			
			19365.0	4	19365	419	192	203	18.7						
		R	19365.0	4	19366	419	189	203	19.3					93685	96
			19365.0	4	19365	419	192	203	18.7						
S104, 106, 108	1983→1987	F	19896.0	8	19896	419	196	178	18		93683	112			
		R	19896.0	8	19896	419	196	178	18					93683	112

Alpha

KNR SB7000 Tractor Units 4x2, 6x2, KNR SB7000 Tipper & Rigids	05/01→	F	2925305390	4	29253		247.5	109.5	30			
		R	2925305390	4	29253		247.5	109.5	30			

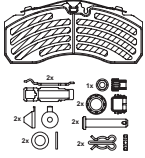
FORD**Cargo**

1713, 1714, 1717, 1720, 1724, 1728 0 608, 0 609, 0 611, 0 708, 0 709, 0 711, 0 712, 0 713, 0 813 (4 Wheel Rigids), 0 813 (for Brake pads), 0 815 0 808, 0 809, 0 811, 0 812	01/81→	F	2930209560	4	29302	322	176	80	22			567121J
		R	2930209560	4	29302	322	176	80	22			

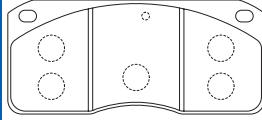
Cargo

0 911, 0 913, 0 915 1011, 1013	1987→	F	K17217.0	4	17217	330	295	125	11.7	20" Wheels	93684	48		
			K17134.0	4	17134	387	360	108	9.5					
		R	K17932.0	2	17933	330	295	127	8.5					52
			K17932.0	2	17932	330	340	127	10					
1111, 1113, 1115	1987→	F	K17546.0	4	17546	394	361	127	12.7			48		
		R	K17557.0	4	17557	387	321	107	9.5					

2925305390
29252 KNR SB/SN7



2930209560
29302 MER 2x68

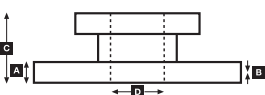
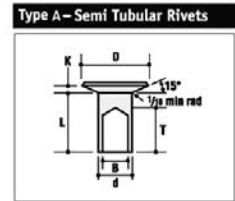
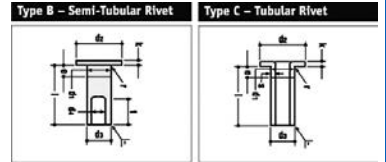


567121J

			A	B	C	D		Kg		ABS
			322	30	28	126	148	6x21 3xM8	14.6	



Rivet Ref	Head Size	Shank Ø x Shank Length	Drawing type	Head Shape	T = tubular S = semi-tubular	Material	Material Description
8162080001	15.5	8 x 15	Type C	Flat	T (Stepped)	Steel	1 x JURID RIVETS BAG INCLUDES 100 PCS
93683	12.25	6.35 x 13	Type A	Conical	S	Steel	1 x JURID RIVETS BAG INCLUDES 100 PCS
93684	12.14	6.35 x 14.5	Type A	Conical	S	Steel	1 x JURID RIVETS BAG INCLUDES 100 PCS
93685	12.14	6.35 x 16	Type A	Conical	S	Steel	1 x JURID RIVETS BAG INCLUDES 100 PCS





WVA



!

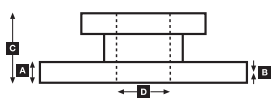
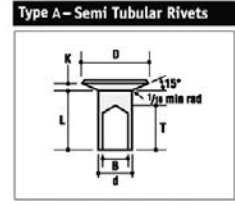
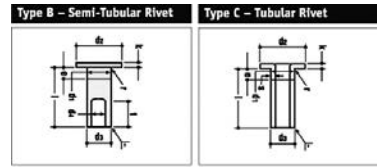
**...FORD****...Cargo**

1117 C (V8)	1987→	F	K19072.0	4	19072	394	360	152	12.7			93684	48
1117 P (V8)	1987→1989	R	17316.0	4	17316	394	321	127	12.7			93683	48
1211, 1213, 1215, 1218	1988→												
1311, 1312, 1314, 1317 C, 1311, 1312, 1314,	1987→												
1317, 1311, 1313, 1315, 1317 C													
1315	1981→1986												
1317 C, 1317 P													
1317 P	1987→1988												
1317 P (4 Wheel Tipper)	1981→1986												
1318 R	1987→												
1411, 1413, 1415, 1417 C	1987→	R	17316.0	4	17316	394	321	127	12.7			93683	48
1417 P	1987→1988												
1418 C, 1513, 1515, 1512, 1514, 1517 C, 1517 P	1981→1986												
1517 C, 1517 P	1987→												
2118 C	1989→	F	19 887 19,30 60 8	8	19887	394	178	178	19.3			93683	128
2517 C	1987→	R	19 887 19,30 60 8	8	19887	394	178	178	19.3			93683	128
2517 P, 2817 P	1987→1989												
2521 C, 2817 C	1987→												
2820 D, P													
2824	1987→1989												
2921 C	1989→												
3224	1984→												
3224 C	1987→												
3424	1984→												
4x2 Rigid 15.000 kgs GVW	1982→												
4x2 Rigid 17.500 kgs GVW													
4x2 Tipper 15.000 & 16.250 kgs GVW													
4x2 Tractor 15.000 & 17.500 kgs GVW													
1620, 1624	1987→	F	19 887 19,30 60 8	8	19887	394	178	178	19.3			93683	128
1713, 1715	1988→												
1718, 1721													
1724 C, 1728 C													
2417	1987→												
2424													
1720, 1724, 1728	1987→	R	19 887 19,30 60 8	8	19887	394	178	178	19.3			93683	128
1824, 1924	1984→1986	F	K19921.0	8	19921	394	191	200	19.3			93683	128
3220	1987→1988	R1	K19921.0	8	19921	394	191	200	19.3			93683	128
3824 C, 3828 C	1987→	R2	K19921.0	8	19921	394	191	200	19.3			93683	128
2424 C	1987→	F	19 887 19,30 60 8	8	19887	394	178	178	19.3			93683	128
		R1	19 887 19,30 60 8	8	19887	394	178	178	19.3			93683	128
		R2	19 887 19,30 60 8	8	19887	394	178	178	19.3			93683	128
2428 C	1989→	F	K19921.0	8	19921	394	191	200	19.3			93683	128
		R1	19 887 19,30 60 8	8	19887	394	178	178	19.3			93683	128
		R2	19 887 19,30 60 8	8	19887	394	178	178	19.3			93683	128
0 813 (4 Wheel Rigid)	1981→1986	F	K17555.0	4	17555	330	299	101	9.5				48
		R	K17932.0	2	17933	330	295	127	8.5				52
				2	17932	330	340	127	10				
0 911, 0 913, 0 915	1987→	F	K17217.0	4	17217	330	295	125	11.7				48
			K17134.0	4	17134	387	360	108	9.5		20" Wheels		48
		R	K17557.0	4	17557	387	321	107	9.5				56
			K17932.0	2	17933	330	295	127	8.5		Opt		52
				2	17932	330	340	127	10				

Cargo: 4 Wheel Rigid

1117 C, 1117 P (V 8)	1981→1986	F	K19072.0	4	19072	394	360	152	12.7			93684	48
2014, 2114													
2014, 2114 (Tractive Units)													
2015, 2115	1987→												
2517 C, 2517 P	1981→1986												
2517 C, 2517 P Tractive Units													
2817 C, 2817 P													
2817 C, 2817 P Tractive Units													

Rivet Ref	Head Size	Shank Ø x Shank Length	Drawing type	Head Shape	T = tubular S = semi-tubular	Material	Material Description
93683	12.25	6.35 x 13	Type A	Conical	S	Steel	1 x JURID RIVETS BAG INCLUDES 100 PCS
93684	12.14	6.35 x 14.5	Type A	Conical	S	Steel	1 x JURID RIVETS BAG INCLUDES 100 PCS





WVA



!

**...FORD****Cargo: 4 Wheel Tractors**

1713, 1913	1987→	F	K17134.0	4	17134	387	360	108	9.5				48
		R	K17557.0	4	17557	387	321	107	9.5				56

Cargo: with Meritor-Stopmaster-Brake

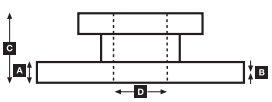
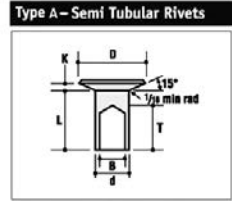
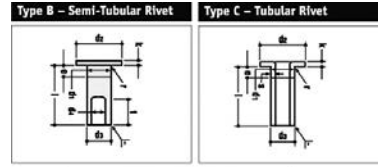
1624 4x2 Rigid 13.300 kgs GVW 4x2 Rigid 16.250 kgs GVW 4x2 Tipper 13.300 kgs GVW 4x2 Tipper 16.250 kgs GVW 6x2 Rigid 24.500 kgs GVW 6x2 Tipper 24.500 kgs GVW 6x4 Rigid 24.500 kgs GVW 6x4 Tipper 24.500 kgs GVW	1984→	F	19 887 19,30 60 8	8	19887	394	178	178	19.3				93683	128
	1982→													

Ford D Series

D200	1970→1972	F	K15789.0	4	15789	300	300	76	9				48
D300	1970→1971	F	K17555.0	4	17555	330	299	101	9.5		Opt		48
D400		F	K15789.0	4	15789	300	300	76	9				48
D500, D550	1965→1971	F	K17555.0	4	17555	330	299	101	9.5				48
D600	1965→1971	F	K17555.0	4	17555	330	299	101	9.5				48
D1010	1972→1978	R	17316.0	4	17316	394	321	127	12.7			93683	48
DA1610	1972→1981												
D750, 800/Turbo	1965→1971	F	K17546.0	4	17546	394	361	127	12.7		Heavy Duty		48
		F	K17134.0	4	17134	387	360	108	9.5				48
		R	K19351.0	4	19351	394	321	152	12.7		Heavy Duty		48
		R	17316.0	4	17316	394	321	127	12.7				48
D700 D750, 800/Turbo D1110, 1111, 1114 D1210 DA1007 DA1710, 1911 DA2011, 2114	1965→1971	F	K17134.0	4	17134	387	360	108	9.5				48
		R	17316.0	4	17316	394	321	127	12.7			93683	48
	1972→1980 1972→1981												
D900 D1000 15 ton GVW D1000 Tractor 28 ton GVW DA2817, 2818	1970→1971	F	K19072.0	4	19072	394	360	152	12.7			93684	48
	1967→1971	R	K19072.0	4	19072	394	360	152	12.7			93684	48
	1972→1981												
D0607, 0610	1972→1981	F	K15789.0	4	15789	300	300	76	9				48
		F	K17555.0	4	17555	330	299	101	9.5		Opt Heavy Duty		48
	1978→1981	R	K15837.0	2	15838	308	278	76	6/5				52
				2	15837	308	318	76	9.9/8.5				
				2	17558	308	280	101	7.9				48
			2	17556	308	321	101	7.9					
D0610, 0707, 0710	1972→1978	F	K15789.0	4	15789	300	300	76	9				48
		F	K17555.0	4	17555	330	299	101	9.5		Opt Heavy Duty		48
		R	K17556.0	2	17558	308	280	101	7.9				48
		R	K17556.0	2	17556	308	321	101	7.9				48
D0707, 0710	1978→1981	F	K15789.0	4	15789	300	300	76	9				48
		F	K17555.0	4	17555	330	299	101	9.5		Opt Heavy Duty		48
D0807, 0810 D0907, 0910 D1010, 1011	1978→1980	F	K17555.0	4	17555	330	299	101	9.5				48
		R	K17932.0	2	17933	330	295	127	8.5				52
		R	K17932.0	2	17932	330	340	127	10				
D0807, 0810, 0907, 0910	1972→1978	F	K17555.0	4	17555	330	299	101	9.5				48
		R	K17662.0	2	17662	330	300	127	9.5			93684	52
		R	K17663.0	2	17663	330	343	127	9.5				
D1000 16 ton GVW D1614, 1617, 1618 D1616	1967→1971	F	K19072.0	4	19072	394	360	152	12.7			93684	48
	1972→1981												
	1972→1973												
D1000 24 ton GVW	1967→1971	R	K19072.0	4	19072	394	360	152	12.7			93684	48



Rivet Ref	Head Size	Shank Ø x Shank Length	Drawing type	Head Shape	T = tubular S = semi-tubular	Material	Material Description
93683	12.25	6.35 x 13	Type A	Conical	S	Steel	1 x JURID RIVETS BAG INCLUDES 100 PCS
93684	12.14	6.35 x 14.5	Type A	Conical	S	Steel	1 x JURID RIVETS BAG INCLUDES 100 PCS





WVA



!



...FORD

...Ford D Series

D1010	1978→1981	F	K17555.0	4	17555	330	299	101	9.5		20" Wheels		48	
		R	K17557.0	4	17557	387	321	107	9.5				56	
DA2417, 2418	1972→1981	F	K19072.0	4	19072	394	360	152	12.7			93684	48	
		R	K19072.0	4	19072	394	360	152	12.7			93684	48	
DT800	1965→1969	R1	17316.0	4	17316	394	321	127	12.7			93683	48	
		R2	17316.0	4	17316	394	321	127	12.7			93683	48	
DT1400	1969→1971													
DT1711, 2014	1972→1981													
DT1500, 1700	1969→1971	R1	K19072.0	4	19072	394	360	152	12.7			93684	48	
DT2414, 2417, 2418	1972→1981	R2	K19072.0	4	19072	394	360	152	12.7			93684	48	

Supercargo

Wheel = 19.5" Air Brake 110E - 140E Models. 150E, 210E to 280E & 320E Models. Knorr ADB37...	01/91→12/98	F	2903209560	4	29032	370	206	107	25					567125J
Wheel = 22.5" Air Brake 170E to 190E & 320E to 390E. Knorr ADB430...	10/96→06/98	F	2901109560	4	29011	370	241	125	25					567126J

Supercargo

Wheel = 19.5" Air Brake 150E, 210E to 280E & 320E Models	1991→1998	R	19385.0	6	19384	381	188	178	18.15			93684	96	
				2	19385	381	188	178	18.15					

GUY

Big

J4, J4T, J4T 24-28 ton GTW, J6, J6T	1964→1979	F	K19072.0	4	19072	394	360	152	12.7			93684	48	
J8	1964→1978	F1	K19072.0	4	19072	394	360	152	12.7			93684	48	
		F2	K19072.0	4	19072	394	360	152	12.7			93684	48	

HINO

All

		F	K17338.0	4	17341	406	196	127	15.5				80	
				4	17338	406	196	127	15.5					

ISUZU

Trucks

Chassis NQR70P, NQR75		F	FCV1853	4	29258	310	206	80	20					
-----------------------	--	---	----------------	---	-------	-----	-----	----	----	--	--	--	--	--

IVECO

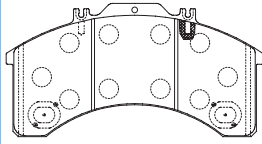
Cargo Plus

7.5t, 18t	02/02→	F	2906709560	4	29067		176	79	22						
			2937409560	4	29122		175	86	22						
		R	2906709560	4	29067		176	79	22						
			2937409560	4	29122		175	86	22						

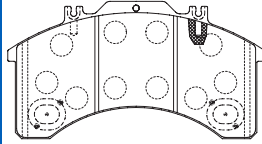
EuroCargo

60E10, 60E12, 60E14, 65E10, 75E12, 75E14, 75E15 75-110kW	01/91→12/96	F	2906509560	4	29065	304	175	86	22	587002/FAI113	Opt 65mm Studs			567127J FCR233A
		R	2906509560	4	29065	304	175	86	22	587002/FAI113	Opt 75mm Studs			567127J FCR157A
65E12, 65E14 75-110kW	01/91→	F	2906509560	4	29065	304	175	86	22	587002/FAI113	Opt 65mm Studs			567127J FCR233A
		R	2906509560	4	29065	304	175	86	22	587002/FAI113	ABS Opt 75mm Studs			567127J 569266J FCR157A
75E12, 75E14, 75E15 85-105kW	01/97→	F	2937409560	4	29122	304	175	86	22	587002/FAI113 587025/587042	Opt 65mm Studs			567127J FCR233A
		R	2937409560	4	29122	304	175	86	22	587002/FAI113 587025/587042 587002/FAI113	ABS/W.I. option from 1997→ Opt 75mm Studs			567127J 569266J FCR157A

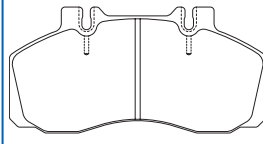
2901109560
29011 KNR ADB 4300



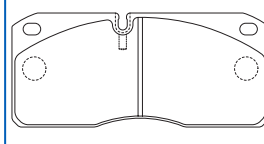
2903209560
29032 KNR ADB 3700



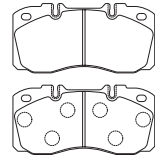
2906509560
29065 MER 2x60



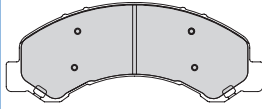
2906709560
29067 MER 2x68



2937409560
29374 BRE 2 x 68



FCV1853
29258 AKE



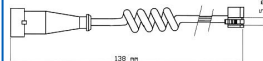
587002 ↔ 495
2



587025 ↔ 475
2



587042 ↔ 138
2

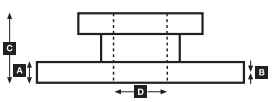
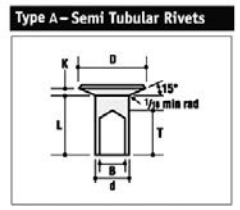
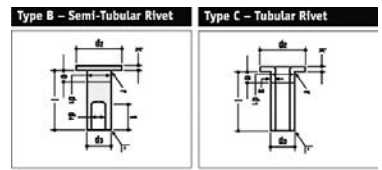


FAI113 ↔ 495
2



								Kg		ABS
567125J			370	45	41	150	215	8x20 2xM10	31	
567126J			370	45	41	181.5	215	8x22.15 2xM10	32	
567127J			304	30	27.7	128.5	165	6x18.15 2xM10	13.9	
569266J			304	30	27.75	128.5	165		14.1	✓
FCR157A			304	30	27	128	165	6x18.15 2xM10	15.1	
FCR233A			304	30	27.75	128	165	6x18.15 2xM10	15	

Rivet Ref	Head Size	Shank Ø x Shank Length	Drawing type	Head Shape	T = tubular S = semi-tubular	Material	Material Description
93683	12.25	6.35 x 13	Type A	Conical	S	Steel	1 x JURID RIVETS BAG INCLUDES 100 PCS
93684	12.14	6.35 x 14.5	Type A	Conical	S	Steel	1 x JURID RIVETS BAG INCLUDES 100 PCS





...IVECO

...EuroCargo

75E14, 75E16, 75E18, 80E18	2008→	F	2925603420	4	29256	330	175.5	95	27	FAI177	FAC164			569268J
		R	2925603420	4	29256	330	175.5	95	27	FAI177	FAC164			569270J
80E15, 80E18, 80E21, 100E15, 100E18, 100E21, 180E21 T 105-152kW	01/91→	F	2906709560	4	29067	322	176	79	22		Opt			567116J 567116J
		R	2906709560	4	29067	322	176	79	22	587002/FAI113	Opt			567116J 569179J
95E15 W, 95E21 W 105-152kW	11/93→	F	2906509560	4	29065	304	175	86	22	587002/FAI113	→1996 →1996, Opt			567127J FCR233A
		F	2906709560	4	29067	322	176	79	22	587025/587042	1997→ Opt			567116J 567116J
		R	2906509560	4	29065	322	175	86	22	587002/FAI113 587025/587042	→1996 1997→			567116J 567127J
		R	2906709560	4	29067	304	176	79	22	587025/587042	1997→ Opt			FCR157A 569179J
110-120EL - 17.5" Wheel Wabco PAN 17	1999→	F	2908809560	4	29088	330	176	83	26	587044				569172J
		R	2908809560	4	29088	330	176	83	26	587044				569172J
110E15, 110E18, 110E23, 120E15, 120E18, 120E23, 130E15, 130E18, 130E23, 140E15, 140E18, 140E23, 140E27	01/91→	F	2903209560	4	29032	370	206	107	25	FAI105/587000	→03/02 Opt			567125J 567126J
		F	2928705390	4	29287	377	211	100	30	587060+FAI173	04/02→ ABS			569170J 569188J
		R	2928705390	4	29287	377	211	100	30	587060+FAI173	06/03→			569188J
135E18 W, 135E18 WR, 135E23 W, 135E23 WR	01/93→	F	2903209560	4	29032	370	206	107	25	FAI105/587000	→03/02 Opt			567125J 567126J
		F	2928705390	4	29287	377	211	100	30	587060+FAI173	04/02→ ABS			569170J 569188J
		R	2928705390	4	29287	377	211	100	30	587060+FAI173	06/03→			569188J
150E15, 150E18, 150E23, 150E27 R 105-196kW	01/92→	F	2903209560	4	29032	370	206	107	25	FAI105/587000	→06/98 Opt			567125J 567126J
		F	2925305390	4	29253	432	247.5	109.5	30	587060+FAI173	04/02→			569125J
170E18, 170E23, 170E27, 175E24, 175E27	01/94→	F	2903209560	4	29032	370	206	107	25	FAI105/587000	→06/98			567125J
			2901109560	4	29011	430	241	125	25	FAI105/587000	→06/98, Opt			567117J
			2925305390	4	29253	432	247.5	109.5	30	587060+FAI173	04/02→			569125J
176E30, 176E34, 179E24, 179E27, 179E30, 325E27, 390E30	1991→	F	2901109560	4	29011	430	241	125	25	FAI105/587000	→06/98			567117J
			2925305390	4	29253	432	247.5	109.5	30	587060+FAI173	04/02→			569125J
180E27, 390E34	1991→	F	2901109560	4	29011	430	241	125	25	FAI105/587000	Opt Studs			567117J 567117J
210E23, 250E23, 280E23 T 105-167kW	09/91→	F	2903209560	4	29032	370	206	107	25	FAI105/587000	→03/02			567125J
			2928705390	4	29287	377	211	100	30	587060+FAI173	04/02→ ABS			569171J 569264J
260E23	09/91→	F	2903209560	4	29032	370	206	107	25	FAI105/587000				567125J
320E23, 320E27	07/98→	F	2925305390	4	29253	432	247.5	109.5	30	587060+FAI173	04/02→			569125J

EuroCargo

110E15 E18, E23 120E15, E18, E23 130E15, E18, E23 135E18 130kW/177PS 135E23 167kW/227PS 140E15, E18, E23, E27 210E23 250E23 260E23 167kW/227PS 280E23 167kW/227PS	01/91→05/03	R	19503.0	4	19503	360	316	170	16	FAI209		8162080001	72	
	01/93→													
	01/91→05/03													
	01/91→03/02													
	09/91→03/02													
150E15, E18, E23, E27	01/92→	R	19503.0	4	19503	360	316	170	16	FAI209		8162080001	72	
			19385.0	6	19384	381	188	178	18.15	FAI211	Opt	93684	96	
170E18, E23, E27 175E24, E27	01/94→	R	19503.0	4	19503	360	316	170	16	FAI209		8162080001	72	



...IVECO

...EuroCargo

176E30, E34 179E24, E27, E30 325E27 196kW/266PS 390E30 221kW/300PS	1991→06/98 1991→	F R	19385.0 19385.0	6 6	19384 19384	381 381	188 188	178 178	18.15 18.15	FAI211 FAI211		93684 93684	96 96	
210E23 250E23 280E23	04/02→05/03	R	19503.0	4	19503	360	316	170	16	FAI209		8162080001	72	
320E23, E27 196kW/267PS	07/98→03/02	R	19503.0 19385.0	4 6 2	19503 19384 19385	360 381	316 188	170 178	16 18.15	FAI209 FAI211	Opt	8162080001 93684	72 96	

EuroCargo Tector

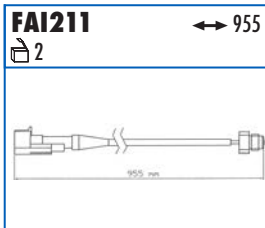
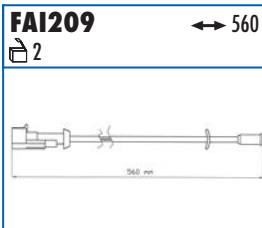
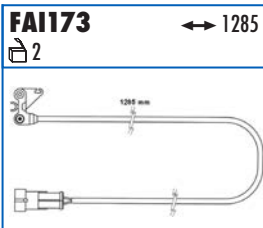
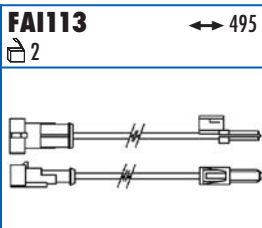
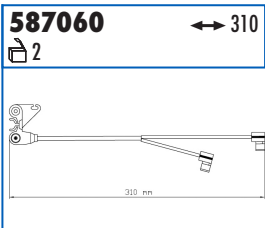
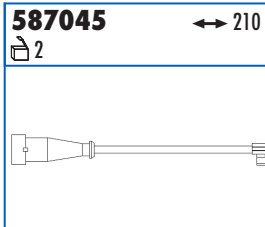
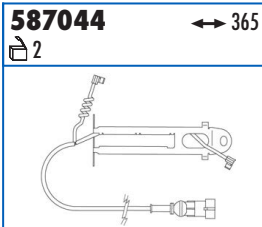
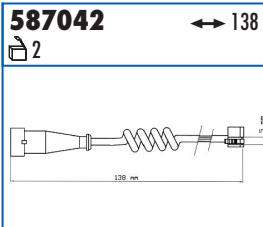
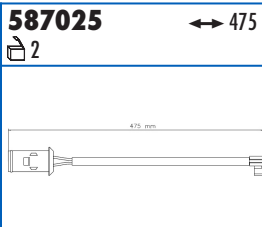
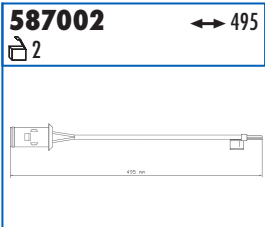
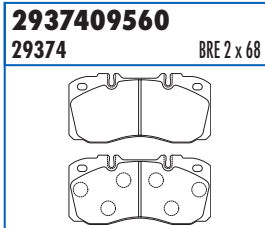
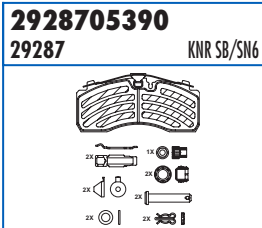
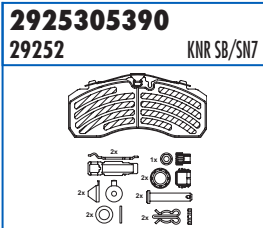
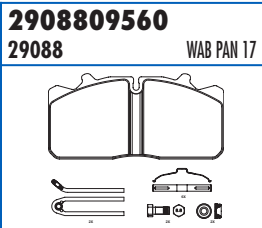
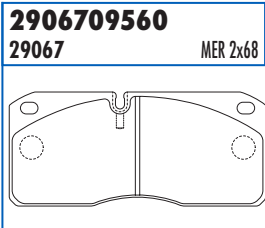
65, 75, 80, 90 Series	09/00→ 01/06→	F R	2937409560 2937409560	4	29122	304 304	175	86	22	587002/FAI113 587025/587042	Opt 65mm Studs/Opt W.I.			567127J FCR233A
						304 304				587002/FAI113 587025/587042	ABS Opt 75mm Studs/Opt W.I.			567127J 569266J FCR157A
100 Series	09/00→ 01/06→	F R	2906709560 2906709560	4	29067	322	176	79	22	587002/FAI113 587002/FAI113				567116J 569179J 569209J
120 Series	09/00→	F R	2908809560 2908809560	4	29088	330	176	83	26	587044 587044				569172J 569172J
130, 150 Series	09/00→ 07/05→	F	2928705390	4	29287	377	211	100	30	587060+FAI173	ABS			569170J 569188J 569265J
		R	2928705390	4	29287	377	211	100	30	587060+FAI173				569188J
180, 260 Series	09/00→	F R	2925305390 2925305390	4	29253	432	247.5	109.5	30	587060+FAI173 587060+FAI173				569125J 569125J
320 Series	09/00→	F R	2928705390 2928705390	4	29287	377	211	100	30	587060+FAI173 587060+FAI173	ABS			569171J 569264J 569264J

EuroCargo Tector

130, 150 Series		R	19503.0	4	19503	360	316	170	16	FAI209	Opt	8162080001	72	
-----------------	--	---	---------	---	-------	-----	-----	-----	----	--------	-----	------------	----	--

EuroFire

75 E15 Tector	09/00→	F R	2937409560 2937409560	4	29122	304	175	86	22					567127J 567127J
80 E18 Tector	09/06→	F R	2937409560 2937409560	4	29122	304	175	86	22	587045 587045				567127J 567127J
100 E21 Tector, 100 E25W Tector	09/00→	F	2906709560	4	29067	304	176	79	22					567127J
120 E22 Tector	09/06→	F R	2908809560 2908809560	4	29088	330	176	83	26					
130 E24 Tector, 150 E24 Tector, 150 E28 Tector	09/00→	F R	2928705390 2928705390	4	29287	377	211	100	30					569170J 569170J
140 E24 Tector	09/00→	F R	2928705390 2928705390	4	29287	377	211	100	30					569171J 569171J
140 E30W Tector	09/06→	F	2928705390	4	29287	377	211	100	30					569171J
160 E30 Tector	09/06→	F R	2928705390 2928705390	4	29287	377	211	100	30					

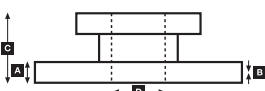
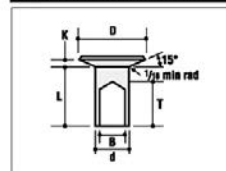


			A	B	C	D		Kg		ABS	
567116J			322	30	27.75	134	215	8x20.15 2xM10	18		
567127J			304	30	27.7	128.5	165	6x18.15 2xM10	13.9		
569125J			432	45	37	150	210	12xM16x2	37.7		
569170J			377	45	37	151.6	159	8xM20 2xM10	33		
569171J			377	45	37	151	159	8xM22 2xM10	32.6		
569172J			330	34	28	141	215	8x20 2xM10	23.2		✓
569179J			322	30	27	134	215	8x20.15 2xm10	20.1		

			A	B	C	D		Kg		ABS	
569188J			377	45	37	151	225	8xM20 2xM10	33.6		✓
569209J			322	30	27.75	134	215		17.9		
569264J			377	45	37	151	225		34.1		✓
569265J			377	45	37	107	168		8.3		
569266J			304	30	27.75	128.5	165		14.1		✓
FCR157A			304	30	27	128	165	6x18.15 2xM10	15.1		
FCR233A			304	30	27.75	128	165	6x18.15 2xM10	15		

Rivet Ref	Head Size	Shank Ø x Shank Length	Drawing type	Head Shape	T = tubular S = semi-tubular	Material	Material Description	Type B - Semi-Tubular Rivet	Type C - Tubular Rivet
8162080001	15.5	8 x 15	Type C	Flat	T (Stepped)	Steel	1 x JURID RIVETS BAG INCLUDES 100 PCS		
93684	12.14	6.35 x 14.5	Type A	Conical	S	Steel	1 x JURID RIVETS BAG INCLUDES 100 PCS		

Type A - Semi Tubular Rivets





...IVECO

EuroStar

All Models fitted with Bendix 4300 Brake	01/93→	F	2901109560	4	29011	430	241	125	25	FAI105/587000	→Ch.043134		567117J
		R	2901109560	4	29011	430	241	125	25	FAI105/587000	→Ch.043134 Opt Studs		567117J 567117J
All Models fitted with Knorr SB/SN7 Brake	04/02→	F	2925305390	4	29253	432	247.5	109.5	30	587060+FAI173			569125J
		R	2925305390	4	29253	432	247.5	109.5	30	587060+FAI173			569125J

EuroStar

Meritor brake with 5° pressure plate (Old version)	→04/96	R	19553.0	6	19553	410	180	200	20.4			8162080001	96
		R2	19555.0	6	19554	410	180	200	20.4			8162080001	96
Meritor brake with 15° pressure plate (New version)	05/96→08/98	R	19716.0	4	19553	410	180	200	20.4			8162080001	96
		R2	19174.0	4	19556	410	180	180	20.4			8162080001	96
Perrot brake with 60mm pitch	09/98→04/99	R1	19263.0	2	19343	410	201	200	19.8	587030	Ch.053915→Ch.063808	8162080003	112
		R2	19262.0	6	19262	410	201	180	19.8	587030	Ch.053915→Ch.063808	8162080003	112
Perrot brake with 65mm pitch	05/99→	R1	19091.1	6	19098	410	204	202	21.5		Ch.063809→	8162080003	96
		R2	19099.0	6	19100	410	204	180	21.5		Ch.063809→	8162080003	96

EuroTech

Meritor brake with 5° pressure plate (Old version)	→04/96	R	19553.0	6	19553	410	180	200	20.4			8162080001	96
		R2	19555.0	6	19556	410	180	180	20.4			8162080001	96
Meritor brake with 15° pressure plate (New version)	05/96→08/98	R	19716.0	4	19553	410	180	200	20.4			8162080001	96
		R2	19174.0	4	19556	410	180	180	20.4			8162080001	96
Perrot brake with 60mm pitch	09/98→04/99	R	19263.0	2	19343	410	201	200	19.8	587030	Ch.4206701→Ch.4215282	8162080003	112
		R2	19262.0	6	19262	410	201	180	19.8	587030	Ch.4206701→Ch.4215282	8162080003	112
Perrot brake with 65mm pitch	05/99→	R	19091.1	6	19098	410	204	202	21.5		Ch.4215283→	8162080003	96
		R2	19099.0	6	19100	410	204	180	21.5		Ch.4215283→	8162080003	96

EuroTech MH

190E24, 190E27, 190E31, 190E35, 260E24 Y/P, 260E27 Y/P, 260E31 Y/P, 260E35 Y/P, 400E31 TP, 400E35 TP 180-259kW	09/98→	F	2901109560	4	29011	430	241	125	25	FAI105/587000	→Ch.4196434		567117J
		F	2925305390	4	29253	432	247.5	109.5	30	587060+FAI173	04/02→ Opt Studs		569125J 567117J
		R	2901109560	4	29011	430	241	125	25	FAI105/587000	→Ch.4196434		567117J
		R	2925305390	4	29253	432	247.5	109.5	30	587060+FAI173	04/02→ Opt Studs		569125J 567117J



WVA



!

**...IVECO****EuroTech MP**

180E34, 180E42, 190E34, 190E38, 190E39/P, 190E40/P, 190E42, 190E43, 240E30 PS, 240E34, 240E38, 240E42, 260E38 P, 260E39 Y/P, 260E40 Y/P, 260E42, 260E43 Y/P, 400E34 T, 400E38 T, 400E38 TXP, 400E42 T, 440E38 TZ 221-316kW	01/92→	F	2901109560	4	29011	430 430	241	125	25	FAI105/587000	→Ch.4196434 Opt Studs			567135J 567117J
---	--------	---	-------------------	---	-------	------------	-----	-----	----	----------------------	--------------------------	--	--	----------------------------------

EuroTech MT

180E24, 180E27, 180E30 R, 180E34 R, 190E24, 190E27, 190E30, 400E30 T, 400E34 T, 400E30 T, 400E34 T 176-254kW	01/92→08/98	F	2901109560	4	29011	430 430	241	125	25	FAI105/587000	→Ch.4196434 Opt Studs			567135J 567117J
--	-------------	---	-------------------	---	-------	------------	-----	-----	----	----------------------	--------------------------	--	--	----------------------------------

EuroTrakker

Meritor brake with 5° pressure plate (Old version)	07/98→	All	19553.0	6	19553	410	180	200	20.4		Ch.050897 →	8162080001	96	
				2	19554	410	180	200	20.4					
Meritor brake with 15° pressure plate (New version)	07/98→	All	19716.0	4	19553	410	180	200	20.4		Ch.050897 →	8162080001	96	
				2	19717	410	196	200	21.9					
				2	19716	410	196	200	22.2					
Wabco/Perrot 410x20 Brake	01/93→06/98	All	19263.0	2	19343	410	201	200	19.8			8162080003	112	
				6	19263	410	201	200	19.8					

EuroTrakker/EuroTrakker Cursor

MP190, MP190E30 H, MP190E30 W, MP190E31 H Cursor, MP190E31 W Cursor, MP190E34 H, MP190E34 W, MP190E35 H Cursor, MP190E35 W Cursor, MP190E37 H, MP190E37 W, MP190E38 W, MP190E42 H, MP190E42 W, MP190E44 W Cursor, MP 221-345kW	09/99→	F	2925305390	4	29253	432	247.5	109.5	30	587060+FAI173	04/02→			569125J
		R	2925305390	4	29253	432	247.5	109.5	30	587060+FAI173	04/02→			569125J

EuroTrakker/EuroTrakker Cursor

MP 190 E 30 H; MP 190 E 30 W; MP 190 E 34 H; MP 190 E 34 W; MP 190 E 37 H; MP 190 E 37 W; MP 190 E 42 H; MP 190 E 42 W; MP 260 E 30 H; MP 260 E 34 H; MP 260 E 34 W; MP 260 E 37 H; MP 260 E 37 W; MP 260 E 42 H; MP 260 E 42 W; MP 340 E 34 H; MP 340 E 37 H; MP 340 E 42 H; MP 380 E 34 H; MP 380 E 37 H; MP 380 E 37 W; MP 380 E 42 H; MP 380 E 42 W; MP 380 E 42 W; MP 400 E 34 HT; MP 400 E 37 HT; MP 400 E 37 WT; MP 400 E 42 HT; MP 400 E 42 WT; MP 410 E 37 H; MP 410 E 42 H; MP 410 E 42 W; MP 440 E 34 HT; MP 440 E 37 HT; MP 440 E 42 HT; MP 720 E 37 HT; MP 720 E 37 WT; MP 720 E 42 HT; MP 720 E 42 WT; MP 720 E 47 HT; MP 440 E 37 HT; MP 440 E 42 HT; MP 720 E 37 HT; MP 720 E 37 WT; MP 720 E 42 HT; MP 720 E 42 WT; MP 720 E 47 HT	06/03→	F	K19109.9	4	19109	410	195.5	180	21.7	587031		8162080001	96	
			K19116.9	4	19110	410	195.5	180	21.7	587031		8162080001	96	
			K19116.9	4	19116	410	195.5	200	21.7	587031		8162080001	96	
			K19116.9	4	19119	410	195.5	200	21.7	587031		8162080001	96	
		R	K19109.9	4	19109	410	195.5	180	21.7	587031		8162080001	96	
			K19116.9	4	19110	410	195.5	180	21.7	587031		8162080001	96	
			K19116.9	4	19116	410	195.5	200	21.7	587031		8162080001	96	
			K19116.9	4	19119	410	195.5	200	21.7	587031		8162080001	96	

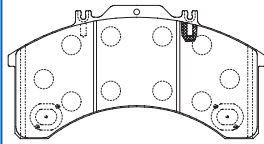
Loadstar

175.17, 24	1987→1992	F	19385.0	6	19384	381	188	178	18.15			93684	96	
				2	19385	381	188	178	18.15					
		R	19385.0	6	19384	381	188	178	18.15			93684	96	
				2	19385	381	188	178	18.15					

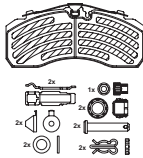
Maggie

300.25, 30 300.32, 32 Mixer 300.34, 34 Mixer	1987→	F1	19385.0	6	19384	381	188	178	18.15			93684	96	
				2	19385	381	188	178	18.15					
		F2	19385.0	6	19384	381	188	178	18.15			93684	96	
				2	19385	381	188	178	18.15					
		R1	19385.0	6	19384	381	188	178	18.15			93684	96	
				2	19385	381	188	178	18.15					
		R2	19385.0	6	19384	381	188	178	18.15			93684	96	
				2	19385	381	188	178	18.15					

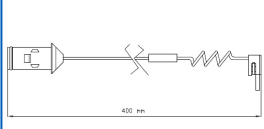
2901109560
29011 KNR ADB 4300



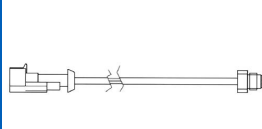
2925305390
29252 KNR SB/SN7



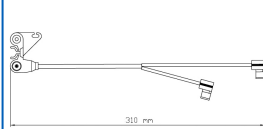
587000 ↔ 400
2



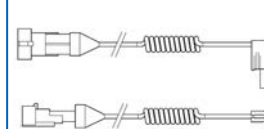
587031 ↔ 1310
2



587060 ↔ 310
2



FAI105 ↔ 250
2



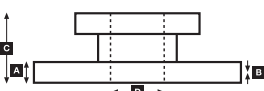
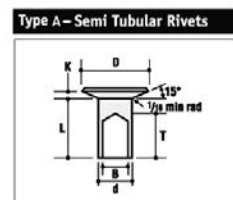
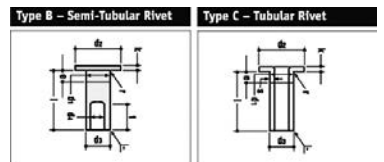
FAI173 ↔ 1285
2



		A	B	C	D		Kg	ABS	
567117J		430	50	46	102	170	12xM16	35	
567135J		436	45	37	138.5	210	12xM16	37.7	
569125J		432	45	37	150	210	12xM16x2	37.7	



Rivet Ref	Head Size	Shank Ø x Shank Length	Drawing type	Head Shape	T = tubular S = semi-tubular	Material	Material Description
8162080001	15.5	8 x 15	Type C	Flat	T (Stepped)	Steel	1 x JURID RIVETS BAG INCLUDES 100 PCS
8162080003	15.5	8 x 20	Type C	Flat	T (Stepped)	Steel	1 x JURID RIVETS BAG INCLUDES 100 PCS
93684	12.14	6.35 x 14.5	Type A	Conical	S	Steel	1 x JURID RIVETS BAG INCLUDES 100 PCS





WVA



!

**...IVECO****M-Series**

115.14/17 Turbo 135.14/17 145.17	1983→12/91	F	19918.0	4	19225	360	318	170	14					8162080002	72	
		R	19918.0	4	19225	360	318	170	14					8162080002	72	
120 F 13, F 13 P 120 F 14, F 14 R, F 14 T 120 NC & 140 NC 140 F 14, F 20, F 20 R-T 150 F 14, 150 F 17 150 NC 17, NC 20 150 NR 20, NT 20 168.14	1979→1990 1978→1990	F	K17885.0	8	17885	420	211	135	12.5					8162080003	64	
		R	K17885.0	8	17885	420	211	135	12.5					8162080003	64	
120 PC 17 (4x2, 4x4)		R	K19622.0	4	19622	394	354	152	12.7						64	
110-130 NC, NR, NT	1973→	F	17481.0	4	17481	420	421	125	12		Eaton axle			8162080001	64	
		R	K19072.0	4	19072	394	360	152	12.7					93684	48	
130 NT/14 & NT/20	1978→	F	17481.0	4	17481	420	421	125	12					8162080001	64	
		R	K19072.0	4	19072	394	360	152	12.7		Eaton axle			93684	48	
135.14 (4x2) 150.16 AN Turbo, ANW Turbo 159.17 (4x2) 159.2 159.20 R, 159.20 T 165.24 175.17 (4x2) 175.24 (4x2)	1984→ 1987→ 1984→1990 1980→1990 1987→1992	F	19385.0	6	19384	381	188	178	18.15					93684	96	
		R	19385.0	6	19384	381	188	178	18.15					93684	96	
		R	19385.0	2	19385	381	188	178	18.15					93684	96	
		R	19385.0	2	19385	381	188	178	18.15					93684	96	

MK-Series

80.13 80.16 90.13	01/83→12/91	F	17827.0	2	17827	325	251	120	12.5						60	
		R	19620.0	2	17828	325	210	120	12.5						64	
		R	19620.0	2	19621	325	251	150	12.5						64	
		R	19620.0	2	19620	325	210	150	12.5						64	
110.13 110.16 110-130.13 130.16	01/83→12/91	F	17804.0	4	17804	394	354	127	12.7						64	
		R	K19622.0	4	19622	394	354	152	12.7						64	

Old Models Fiat OM

160 NC - 697		F	K17482.0	4	17482	420	397	125	12					8162080001	96	
180 NC		F	15 207 08,00 60 4	4	15207	420	406	90	8					8162080002	64	
Brake 325x80 Range 40/55 NC			15732.0	2	15733	325	256	80	7					8103060013	56	
			15732.0	2	15732	325	298	80	7					8103060013	56	
Brake 325x100 Range 60/75 NC			17408.0	2	17793	325	296	100	8					8103060013	52	
			17408.0	2	17408	325	296	100	8					8103060013	52	
Brake 420x90			15 207 08,00 60 4	4	15207	420	406	90	8					8162080002	64	
Brake 420x125			K17482.0	4	17482	420	397	125	12					8162080001	96	
Brake 420x180 Range 80 4x4			15494.0	4	15494	420	397	90	12		Wheel set			8162080003	64	
			K00676.0	4	17372	400	215	100	8.7						64	
			K00676.0	4	17373	400	158	100	8.7						64	
Range 80/90 NC		F	K17094.0	4	17094	400	333	100	10						48	
		R	K17792.0	2	17792	400	318	100	8						32	
		R	K17792.0	2	17794	400	368	100	8						32	
Range 100 NC			K15558.0	4	15558	420	422	90	12						64	
Range 160/180 NC - 697		R	15494.0	4	15494	420	397	90	12		Wheel set			8162080003	64	

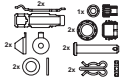
Stralis

AS 260S40/PS, AS 260S43/PS, AS 260S48/PS, AS 260S54/PS, AS 440S40 T/P, AS 440S40 TX/P, AS 440S43 T/P, AS 440S43 TX/P, AS 440S48 T/P, AS 440S48 TX/P, AS 440S54 T/P 294-397kW	04/02→	F	2925305390	4	29253	432	247.5	109.5	30	587060→06	Ch.4334465→ (2007→), W.I. not required				569125J
		R	2925305390	4	29253	432	247.5	109.5	30	587060→06	Ch.4334465→ (2007→), W.I. not required				569125J
						432				FAI173→06	W.I. cable extension				
										587060→06	Ch.4334465→ (2007→), W.I. not required				
										FAI173→06	W.I. cable extension				
											ABS				569161J

2925305390

29252

KNR SB/SN7



569125J

432	45	37	150	210	12xM16x2			

Kg

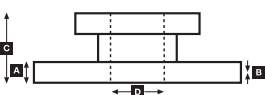
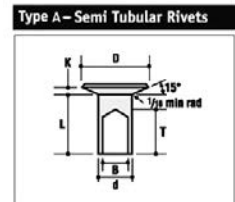
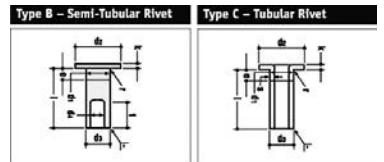
37.7



ABS



Rivet Ref	Head Size	Shank Ø x Shank Length	Drawing type	Head Shape	T = tubular S = semi-tubular	Material	Material Description
8162080001	15.5	8 x 15	Type C	Flat	T (Stepped)	Steel	1 x JURID RIVETS BAG INCLUDES 100 PCS
8162080003	15.5	8 x 20	Type C	Flat	T (Stepped)	Steel	1 x JURID RIVETS BAG INCLUDES 100 PCS
93684	12.14	6.35 x 14.5	Type A	Conical	S	Steel	1 x JURID RIVETS BAG INCLUDES 100 PCS





WVA



!

**...IVECO****Z-Series**

65-12, 79-10, 79-12, 79-13, 79-14 85-101kW	1987→1990	F	2902409561	4	29024	315	191	89	23	587002/FAI113	Opt			569124J
			2906709560	4	29067	322	176	79	22					
79-12, 79-14 99kW	1983→1987	F	2901709560	4	29017	315	191	89	23					569124J
79-14 99kW	02/92→10/92	F	FCV952	4	29029	315	191	87	23					569124J
95-14, 109-14 101kW	1988→1990	F	2906709560	4	29067	322	176	79	22	587002/FAI113				561849J

Z-Series

50-8, 50-9, 50-10 55-8, 55-9, 55-10 60-10, 65-10 70-10, 75-10 79-10	02/82→1990	F	17924.0	2	17924	325	249	100	12.5			8103060013	52			
			17924.0	2	17925	325	288	100	12.5			8103060013	52			
		R	17924.0	2	17924	325	249	100	12.5					8103060013	52	
			17924.0	2	17925	325	288	100	12.5					8103060013	52	
65-12, 79-10, 79-12, 79-13, 79-14 85-101kW	1987→1990	R	17635.0	2	17635	325	249	120	12			8103060013	52			
			17635.0	2	17636	325	288	120	12					8103060013	52	
79-13 79-14	1987→1990	R	17635.0	2	17635	325	249	120	12			8103060013	52			
79-14 102kW/138PS	1983→1987	R	17635.0	2	17635	325	249	120	12			8103060013	52			
			17635.0	2	17636	325	288	120	12					8103060013	52	
100.13	1981→1990	F	17804.0	4	17804	394	354	127	12.7				64			
		R	K19622.0	4	19622	394	354	152	12.7					64		
109.14 102kW/138PS	1983→1988	F	K19821.0	2	19822	325	249	160	12			8103060007	52			
			K19821.0	2	19821	325	288	160	12					8103060007	52	
		R	K19821.0	2	19822	325	249	160	12					8103060007	52	
			K19821.0	2	19821	325	288	160	12					8103060007	52	

JELCZ**All**

422, 423, 424, 425, 442, 622, 623	1991→	F	19245.0	8	19245	420	186	160	15			8103100002	64	
		R	19245.0	8	19245	420	186	160	15			8103100002	64	

LIAZ**100**

100	1973→1996	F	17184.0	8	17184	420	182	120	18				64	
		R	19361.0	8	19361	420	182	180	18				64	

200, 300

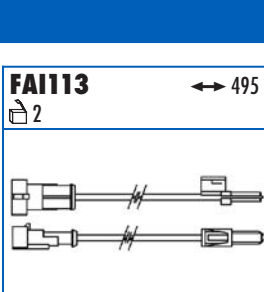
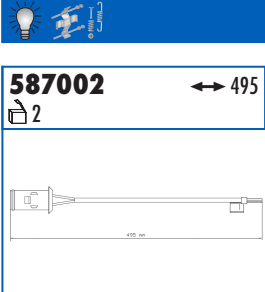
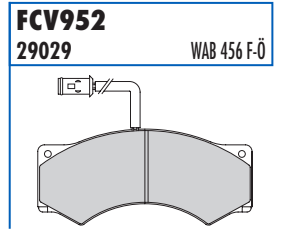
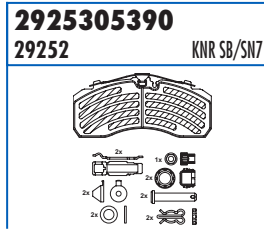
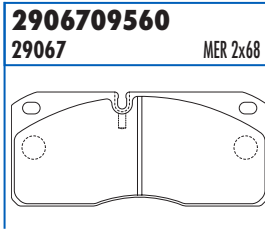
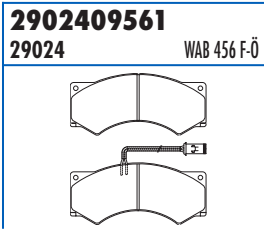
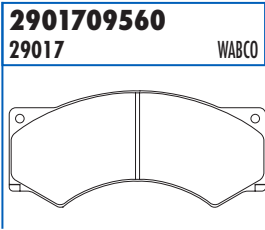
200, 300		F	19410.0	8	19410	420	182	150	18				64		
			19361.0	8	19361	420	182	180	18				64		
		R	19553.0	6	19553	410	180	200	20.4			Opt	8162080001	96	
			19553.0	2	19554	410	180	200	20.4					96	

400

400	01/98→12/01	F	2925305390	4	29253	430	247.5	109.5	30					FCR198A
-----	-------------	---	-------------------	---	-------	-----	-------	-------	----	--	--	--	--	---------

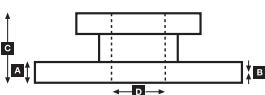
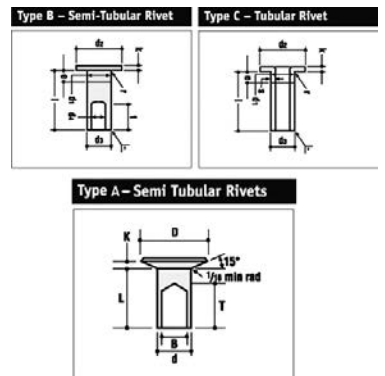
All

		F	19410.0	8	19410	420	182	150	18				64		
			19361.0	8	19361	420	182	180	18				64		
		R	19553.0	6	19553	410	180	200	20.4			Opt	8162080001	96	
			19553.0	2	19554	410	180	200	20.4					96	



								Kg		ABS
561849J			322	30	27.7	129	220			
569124J			315	26	23	118.5	160			
FCR198A			430	45	37	132	203	10xM14	34.2	

Rivet Ref	Head Size	Shank Ø x Shank Length	Drawing type	Head Shape	T = tubular S = semi-tubular	Material	Material Description
8103060007	11.5	6 x 15	Type C	Flat	T	Steel	1 x JURID RIVETS BAG INCLUDES 100 PCS
8103060013	11.5	6 x 12	Type C	Flat	T	Steel	1 x JURID RIVETS BAG INCLUDES 100 PCS
8103100002	18	10 x 18	Type C	Flat	T	Steel	1 x JURID RIVETS BAG INCLUDES 100 PCS
8162080001	15.5	8 x 15	Type C	Flat	T (Stepped)	Steel	1 x JURID RIVETS BAG INCLUDES 100 PCS





WVA



!

**MAN****14 to-Series**

14.192 141kW/192PS	1977→1988	F	17682.0	8	17682	410	175	123	17			8162080002	64	
		R	19495.0	8	19495	410	177	183	17	587017	587018 Opt for second oversize	8162080002	64	
14.220 162kW/220PS 14.240 177kW/240PS	02/82→1989 04/78→1990	F	17238.0	8	17238	410	175	143	17	587009		8162080001	64	
		R	19495.0	8	19495	410	177	183	17	587017	587018 Opt for second oversize	8162080002	64	
			19496.0	8	19496	410	177	223	17	587017	587018 Opt for second oversize	8162080002	64	

15 to-Series

15.168 124kW/168PS	1983→1989	F	17238.0	8	17238	410	175	143	17	587009		8162080001	64	
		R	19495.0	8	19495	410	177	183	17	587017	587018 Opt for second oversize	8162080002	64	
15.220 162kW/220PS 15.240 177kW/240PS	02/82→1989	F	19494.0	8	19494	410	175	163	17	587017	587018 Opt for second oversize	8162080002	64	
		R	19495.0	8	19495	410	177	183	17	587017	587018 Opt for second oversize	8162080002	64	
			19496.0	8	19496	410	177	223	17	587017	587018 Opt for second oversize	8162080002	64	

16 to-Series

16.240 177kW/240PS 16.280 206kW/280PS 16.291 214kW/291PS 16.360	01/82→1989 02/79→1989	F	19494.0	8	19494	410	175	163	17	587017	587018 Opt for second oversize	8162080002	64	
		R	19495.0	8	19495	410	177	183	17	587017	587018 Opt for second oversize	8162080002	64	
				19496.0	8	19496	410	177	223	17	587017	587018 Opt for second oversize	8162080002	64
16.331 244kW/331PS	05/81→1988	F	19494.0	8	19494	410	175	163	17	587017	587018 Opt for second oversize	8162080002	64	
		R	19496.0	8	19496	410	177	223	17	587017	587018 Opt for second oversize	8162080002	64	
16.332 244kW/332PS 16.362 266kW/362PS	08/86→1989	F	19495.0	8	19495	410	177	183	17	587017	587018 Opt for second oversize	8162080002	64	
		R	19496.0	8	19496	410	177	223	17	587017	587018 Opt for second oversize	8162080002	64	

17 to-Series

17.136 100kW/136PS 17.170 125kW/170PS 17.192 141kW/192PS 17.232 161kW/230PS 17.240 177kW/240PS	04/84→1989 02/84→1989	F	19494.0	8	19494	410	175	163	17	587017	587018 Opt for second oversize	8162080002	64	
		R	19495.0	8	19495	410	177	183	17	587017	587018 Opt for second oversize	8162080002	64	
				19496.0	8	19496	410	177	223	17	587017	587018 Opt for second oversize	8162080002	64
17.152 112kW/152PS 17.182 134kW/182PS 17.222 163kW/222PS	08/87→1989 08/79→1988	F	19494.0	8	19494	410	175	163	17	587017	587018 Opt for second oversize	8162080002	64	
		R	19496.0	8	19496	410	177	223	17	587017	587018 Opt for second oversize	8162080002	64	
17.220 162kW/220PS	06/81→1990	F	19494.0	8	19494	410	175	163	17	587017	587018 Opt for second oversize	8162080002	64	
		R	19495.0	8	19495	410	177	183	17	587017	587018 Opt for second oversize	8162080002	64	
			19496.0	8	19496	410	177	223	17	587017	587018 Opt for second oversize	8162080002	64	

19 to-Series

19.240 177kW/240PS 19.281 207kW/281PS 19.291 214kW/291PS 19.321 236kW/321PS 19.331 244kW/331PS 19.361 266kW/361PS	01/79→1990	F	19494.0	8	19494	410	175	163	17	587017	587018 Opt for second oversize	8162080002	64	
		R	19496.0	8	19496	410	177	223	17	587017	587018 Opt for second oversize	8162080002	64	

20/22 to-Series

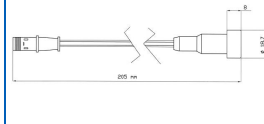
20.24 20.280 206kW/280PS 22.331 244kW/331PS	05/78→1990	F	19494.0	8	19494	410	175	163	17	587017	587018 Opt for second oversize	8162080002	64	
		R	19495.0	8	19495	410	177	183	17	587017	587018 Opt for second oversize	8162080002	64	
			19496.0	8	19496	410	177	223	17	587017	587018 Opt for second oversize	8162080002	64	



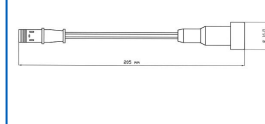
587009 ↔ 195
 4



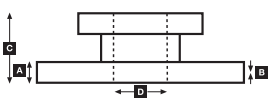
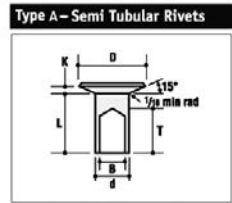
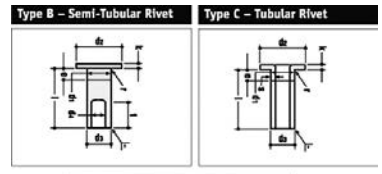
587017 ↔ 205
 2



587018 ↔ 205
 2



Rivet Ref	Head Size	Shank Ø x Shank Length	Drawing type	Head Shape	T = tubular S = semi-tubular	Material	Material Description
8162080001	15.5	8 x 15	Type C	Flat	T (Stepped)	Steel	1 x JURID RIVETS BAG INCLUDES 100 PCS
8162080002	15.5	8 x 18	Type C	Flat	T (Stepped)	Steel	1 x JURID RIVETS BAG INCLUDES 100 PCS





WVA



!

**...MAN****24 to-Series**

24.192 141kW/192PS 24.240 177kW/240PS 24.291 214kW/291PS 24.331 244kW/331PS 24.361 266kW/362PS	02/80→1990	F1	19494.0	8	19494	410	175	163	17	587017	587018 Opt for second oversize	8162080002	64	
		F2	19494.0	8	19494	410	175	163	17	587017	587018 Opt for second oversize	8162080002	64	
		R	19495.0	8	19495	410	177	183	17	587017	587018 Opt for second oversize	8162080002	64	
			19496.0	8	19496	410	177	223	17	587017	587018 Opt for second oversize	8162080002	64	
24.220 162kW/220PS 24.240 177kW/240PS 24.291 214kW/291PS 24.331 244kW/331PS 24.361 266kW/361PS	01/80→1988	F	19494.0	8	19494	410	175	163	17	587017	587018 Opt for second oversize	8162080002	64	
		R	19495.0	8	19495	410	177	183	17	587017	587018 Opt for second oversize	8162080002	64	
			19496.0	8	19496	410	177	223	17	587017	587018 Opt for second oversize	8162080002	64	
			19494.0	8	19494	410	175	163	17	587017	587018 Opt for second oversize	8162080002	64	

26 to-Series

26.240 177kW/240PS 26.281 207kW/280PS 26.291 214kW/290PS 26.321 235kW/320PS 26.331 244kW/330PS 26.361 266kW/360PS	08/79→1988	F	19494.0	8	19494	410	175	163	17	587017	587018 Opt for second oversize	8162080002	64	
		R	19494.0	8	19494	410	175	163	17	587017	587018 Opt for second oversize	8162080002	64	

30 to-Series

30.291 214kW/291PS 30.331 244kW/331PS	02/84→1986	F	19494.0	8	19494	410	175	163	17	587017	587018 Opt for second oversize	8162080002	64	
		R	19495.0	8	19495	410	177	183	17	587017	587018 Opt for second oversize	8162080002	64	
			19496.0	8	19496	410	177	223	17	587017	587018 Opt for second oversize	8162080002	64	

32/33 to-Series

32.240 177kW/240PS 32.281 207kW/280PS 32.291 214kW/290PS 32.321 236kW/320PS 32.331 244kW/330PS 32.361 266kW/360PS 33.291 214kW/291PS 33.320 DF, DA 236kW/320PS 33.331 244kW/330PS	08/79→1988	F	19494.0	8	19494	410	175	163	17	587017	587018 Opt for second oversize	8162080002	64	
		R1	19495.0	8	19495	410	177	183	17	587017	587018 Opt for second oversize	8162080002	64	
			19496.0	8	19496	410	177	223	17	587017	587018 Opt for second oversize	8162080002	64	
	03/82→1988 1977→1988 03/82→1988	R2	19495.0	8	19495	410	177	183	17	587017	587018 Opt for second oversize	8162080002	64	
			19496.0	8	19496	410	177	223	17	587017	587018 Opt for second oversize	8162080002	64	

38 to-Series

38.320 DFAS, DFAK, DFS, DFK, DF, DA 236kW/320PS	1975→1988	F	19494.0	8	19494	410	175	163	17	587017	587018 Opt for second oversize	8162080002	64	
		R	19495.0	8	19495	410	177	183	17	587017	587018 Opt for second oversize	8162080002	64	

40 to-Series

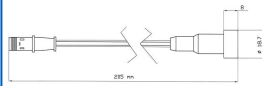
40.365 269kW/365PS 40.400 294kW/400PS 40.440 324kW/440PS	→1987 1982→1988	F	19494.0	8	19494	410	175	163	17	587017	587018 Opt for second oversize	8162080002	64	
		R1	19496.0	8	19496	410	177	223	17	587017	587018 Opt for second oversize	8162080002	64	
		R2	19496.0	8	19496	410	177	223	17	587017	587018 Opt for second oversize	8162080002	64	

41 to-Series

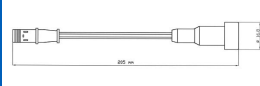
41.361 266kW/361PS	03/82→1987	F	19494.0	8	19494	410	175	163	17	587017	587018 Opt for second oversize	8162080002	64	
		R	19495.0	8	19495	410	177	183	17	587017	587018 Opt for second oversize	8162080002	64	
			19496.0	8	19496	410	177	223	17	587017	587018 Opt for second oversize	8162080002	64	



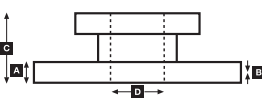
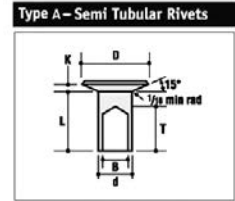
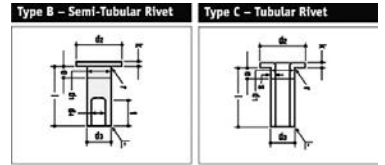
587017 ↔ 205
 2



587018 ↔ 205
 2



Rivet Ref	Head Size	Shank Ø x Shank Length	Drawing type	Head Shape	T = tubular S = semi-tubular	Material	Material Description
8162080002	15.5	8 x 18	Type C	Flat	T (Stepped)	Steel	1 x JURID RIVETS BAG INCLUDES 100 PCS





WVA



!



...MAN

F90-Series

19t, 24t, 25t	1990→1996	F	2903005390	4	29030	432	250	118.5	28	587019	oversize			567407J 567407J
			2903009560	4	29030	432	250	118.5	28	587019				
			2905305390	4	29053		250	118.5	30	587019				
26t, 27t, 33t, 48t	01/89→	F	2903005390	4	29030	432	250	118.5	28	587019	oversize			567407J 567407J
			2903009560	4	29030	432	250	118.5	28	587019				
			2905305390	4	29053		250	118.5	30	587019				

F90-Series (19 to)

19.242 F, FL, FLL 177kW/241PS	01/88→02/89	F	19495.0	8	19495	410	177	183	17	587017	587018 Opt for second oversize	8162080002	64	
19.242 FS, FLS, FK 177kW/241PS		R	19496.0	8	19496	410	177	223	17	587017	587018 Opt for second oversize	8162080002	64	
19.262 F, FL, FLL 191kW/260PS	01/88→02/90													
19.262 FS, FLS, FK 191kW/260PS														
19.272 F, FL, FLL 198kW/270PS	02/90→05/95													
19.272 FS, FLS, FK 198kW/270PS														
19.292 F, FL, FLL 213kW/290PS	07/86→02/90													
19.292 FS, FLS, FK 213kW/290PS														
19.322 F, FL, FLL 235kW/320PS	02/90→05/95													
19.322 FS, FLS, FK 235kW/320PS														
19.322 U, ULL 235kW/320PS	02/90→05/94													
19.332 F, FL, FLL 243kW/330PS	07/86→02/90													
19.332 FS, FLS, FK 243kW/330PS														
19.332 U, ULL 243kW/330PS														
19.342 F, FL, FLL 250kW/340PS	05/94→05/95													
19.342 FS, FLS, FK 250kW/340PS														
19.362 F, FK, FL, FLL 265kW/360PS	07/86→02/90													
19.362 FS, FLS, U, ULL 265kW/360PS	07/86→01/91													
19.372 F, FL, FLL, U, ULL 272kW/370PS	02/90→05/95													
19.402 F, FL, FLL 294kW/400PS	05/94→05/95													
19.402 FS, FLS, FK 294kW/400PS														
19.422 F, FL, FLL 309kW/420PS	02/90→05/95													
19.422 FS, FLS, FK, U, ULL 309kW/420PS														
19.462 F, FL, FS, FLS, FK 338kW/460PS	05/87→02/90													
19.502 FK 368kW/500PS	08/89→													
19.502 F, FL, FLL 368kW/500PS	02/90→06/96	F	19495.0	8	19495	410	177	183	17	587017	587018 Opt for second oversize	8162080002	64	
19.502 FS, FLS 368kW/500PS		R	19496.0	8	19496	410	177	223	17	587017	587018 Opt for second oversize	8162080002	64	

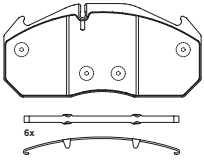
F90-Series (19 to): 4x4

19.262 FA, FAK, FAS 191kW/260PS	02/89→02/90	F	19494.0	8	19494	410	175	163	17	587017	587018 Opt for second oversize	8162080002	64	
19.272 FA, FAK, FAS 198kW/269PS	02/90→05/95	R	19496.0	8	19496	410	177	223	17	587017	587018 Opt for second oversize	8162080002	64	
19.292 FA, FAK, FAS 213kW/290PS	05/88→02/90													
19.322 FA, FAK, FAS 235kW/320PS	02/90→06/96													
19.332 FA, FAK, FAS 243kW/330PS	05/88→02/90													
19.342 FA, FAK, FAS 250kW/340PS	05/94→06/96													
19.362 FA, FAK, FAS 265kW/360PS	05/88→02/90													
19.372 FA, FAK, FAS 272kW/370PS	02/90→06/96													
19.402 FA, FAK, FAS 294kW/400PS	05/94→06/96													
19.422 FA, FAK, FAS 309kW/420PS	02/90→06/96													

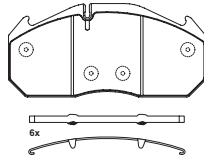
F90-Series (23 to)

23.272 FNL 198kW/270PS	09/86→1994	F	19495.0	8	19495	410	177	183	17	587017	587018 Opt for second oversize	8162080002	64	
23.322 FNL 235kW/320PS		R	19496.0	8	19496	410	177	223	17	587017	587018 Opt for second oversize	8162080002	64	
23.372 FNL 272kW/370PS			17238.0	8	17238	410	175	143	17	587009	Auxiliary axle	8162080001	64	
23.422 FNL 309kW/420PS														

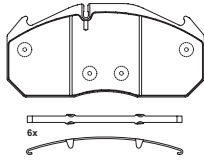
2903005390
29030 MER D3/D-ELSA 1



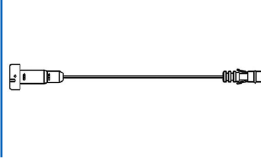
2903009560
29030 MERITOR



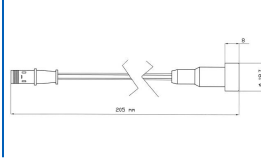
2905305390
29053 MER D3/D-ELSA 1



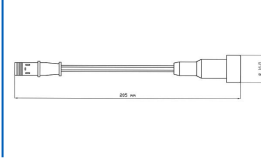
587009 ↔ 195
4



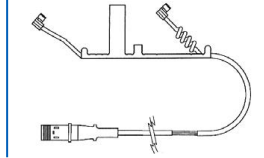
587017 ↔ 205
2



587018 ↔ 205
2



587019 ↔ 385
2



567407J

432	45	35	135	208	10xM16		

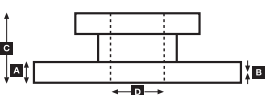
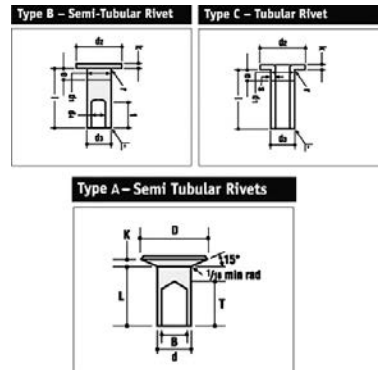
Kg
35



ABS



Rivet Ref	Head Size	Shank Ø x Shank Length	Drawing type	Head Shape	T = tubular S = semi-tubular	Material	Material Description
8162080001	15.5	8 x 15	Type C	Flat	T (Stepped)	Steel	1 x JURID RIVETS BAG INCLUDES 100 PCS
8162080002	15.5	8 x 18	Type C	Flat	T (Stepped)	Steel	1 x JURID RIVETS BAG INCLUDES 100 PCS





WVA



!



...MAN

F90-Series (24 to)

24.242 DF, DFS, DFK 177kW/241PS	01/88→07/89	F	19495.0	8	19495	410	177	183	17	587017	587018 Opt for second oversize	8162080002	64
24.262 DF, DFS, DFLS, DFK 190kW/260PS	01/88→02/90	R	19496.0	8	19496	410	177	223	17	587017	587018 Opt for second oversize	8162080002	64
24.272 DF, DFS, DFLS, DFK 198kW/269PS	02/90→12/90												
24.292 DF, DFS, DFLS, DFK 213kW/290PS	04/87→02/90												
24.302 DF, DFS, DFLS, DFK 220kW/299PS	05/90→04/95												
24.322 DF, DFS, DFLS, DFK 235kW/320PS	02/90→12/90												
24.332 DF, DFS, DFLS, DFK 243kW/330PS	04/87→02/90												
24.362 DF, DFS, DFLS, DFK 265kW/360PS													
24.372 DF, DFS, DFLS, DFK 272kW/370PS	02/90→04/95												
24.422 DF, DFS, DFLS, DFK 309kW/420PS	02/90→12/90												
24.462 DF, DFS, DFLS, DFK 338kW/460PS	02/89→02/90												
24.242 FNL, FNLL 177kW/241PS	01/88→02/90	F	19495.0	8	19495	410	177	183	17	587017	587018 Opt for second oversize	8162080002	64
24.262 FNL, FNLL 191kW/260PS	01/88→06/96	R	19496.0	8	19496	410	177	223	17	587017	587018 Opt for second oversize	8162080002	64
24.272 FNL, FNLL 198kW/269PS	02/90→05/95		17238.0	8	17238	410	175	143	17	587009	Trailing axle	8162080001	64
24.272 FNLS, FVLS 198kW/269PS													
24.292 FNL, FNLL 213kW/290PS	10/86→02/90												
24.292 FNLS, FVLS 213kW/290PS													
24.302 FNL, FNLL 220kW/299PS	05/90→10/90												
24.322 FNL, FNLL 235kW/320PS	02/90→05/95												
24.322 FNLS, FLS 235kW/320PS													
24.322 UNL, UNLL 235kW/320PS	02/90→12/90												
24.332 FNL, FNLL 243kW/330PS	10/86→02/90												
24.332 FNLS, FVLS 243kW/330PS													
24.332 UNL, UNLL 243kW/330PS													
24.342 FNL, FNLL 250kW/340PS	05/94→05/95												
24.362 FNL, FNLL 265kW/360PS	10/86→02/90												
24.362 FNLS, FVLS 265kW/360PS													
24.362 UNL, UNLL 265kW/360PS													
24.372 FNL, FNLL 272kW/370PS	02/90→05/95												
24.372 FNLS, FVLS 272kW/370PS													
24.372 FVL, FVLS 249kW/339PS	05/90→12/90												
24.372 UNL, UNLL 272kW/370PS	02/90→12/90												
24.402 FNL, FNLL 294kW/400PS	05/94→05/95												
24.422 FNL, FNLL 309kW/420PS	02/90→05/95												
24.422 UNL, UNLL 309kW/420PS	02/90→12/90												
24.462 FNL 338kW/460PS	04/89→02/90												
24.462 FVLS 338kW/460PS	05/87→07/87												
24.502 DF, DFS, DFK 368kW/500PS	02/90→12/90	F	19495.0	8	19495	410	177	183	17	587017	587018 Opt for second oversize	8162080002	64
		R	19496.0	8	19496	410	177	223	17	587017	587018 Opt for second oversize	8162080002	64
24.502 FNL 368kW/500PS	02/90→12/90	F	19495.0	8	19495	410	177	183	17	587017	587018 Opt for second oversize	8162080002	64
		R	19496.0	8	19496	410	177	223	17	587017	587018 Opt for second oversize	8162080002	64
			17238.0	8	17238	410	175	143	17	587009	Auxiliary axle	8162080001	64

F90-Series (25 to)

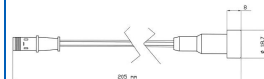
25.272 DF, DFS, DFLS, DFK 198kW/270PS	09/90→12/92	F	19495.0	8	19495	410	177	183	17	587017	587018 Opt for second oversize	8162080002	64
25.302 DF, DFS, DFLS, DFK 220kW/299PS	09/90→12/91	R	19496.0	8	19496	410	177	223	17	587017	587018 Opt for second oversize	8162080002	64
25.322 DF, DFS, DFLS, DFK 235kW/320PS	09/90→12/92												
25.322 UNL, UNLL 235kW/320PS													
25.372 DF, DFS, DFLS, DFK 272kW/370PS													
25.372 UNL, UNLL 272kW/370PS													
25.422 DF, DFS, DFLS, DFK 309kW/420PS													
25.422 UNL, UNLL 309kW/420PS													



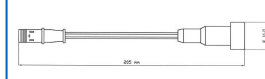
587009 ↔ 195
 4



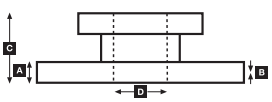
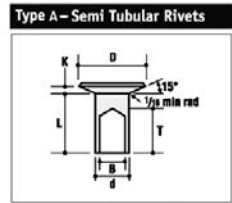
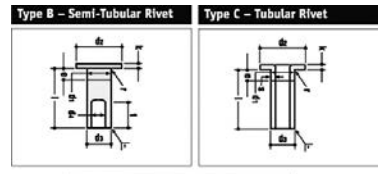
587017 ↔ 205
 2



587018 ↔ 205
 2



Rivet Ref	Head Size	Shank Ø x Shank Length	Drawing type	Head Shape	T = tubular S = semi-tubular	Material	Material Description
8162080001	15.5	8 x 15	Type C	Flat	T (Stepped)	Steel	1 x JURID RIVETS BAG INCLUDES 100 PCS
8162080002	15.5	8 x 18	Type C	Flat	T (Stepped)	Steel	1 x JURID RIVETS BAG INCLUDES 100 PCS





WVA



!



...MAN

...F90-Series (25 to)

25.272 FNL, FNLL 198kW/270PS	09/90→10/93	F	19495.0	8	19495	410	177	183	17	587017	587018 Opt for second oversize	8162080002	64
25.302 FNL, FNLL 220kW/299PS	09/90→12/91	R	19496.0	8	19496	410	177	223	17	587017	587018 Opt for second oversize	8162080002	64
25.302 FNLS, FVLS 220kW/299PS			17238.0	8	17238	410	175	143	17	587009	Trailing axle	8162080001	64
25.322 FNL, FNLL 235kW/320PS	09/90→12/92												
25.322 FNLS, FVLS 235kW/320PS													
25.372 FNLS, FVLS 272kW/370PS	09/90→10/93												
25.372 FVLS, FNL, FNLL 272kW/370PS	09/90→12/92												
25.422 FNL, FNLL 309kW/420PS													
25.422 FNLS, FVLS 309kW/420PS													
25.502 FNL 368kW/500PS													
25.502 DF, DFS 368kW/500PS	09/90→12/92	F	19495.0	8	19495	410	177	183	17	587017	587018 Opt for second oversize	8162080002	64
		R	19496.0	8	19496	410	177	223	17	587017	587018 Opt for second oversize	8162080002	64

F90-Series (26 to)

26.242 DF, DFS, DFK 177kW/241PS	01/88→07/89	F	19494.0	8	19494	410	175	163	17	587017	587018 Opt for second oversize	8162080002	64
26.242 DFAK 177kW/241PS	02/89→07/89	R	19496.0	8	19496	410	177	223	17	587017	587018 Opt for second oversize	8162080002	64
26.262 DF, DFS, DFK 191kW/260PS	01/88→02/90												
26.262 DFA, DFAS, DFAK 191kW/260PS	02/89→02/90												
26.272 DF, DFS, DFSL, DFK 198kW/269PS	02/90→06/96												
26.272 DFA, DFAS, DFAK 198kW/269PS	02/90→12/92												
26.292 DF, DFS, DFK 213kW/290PS	09/87→02/90												
26.292 DFA, DFAS, DFAK 213kW/290PS	05/88→02/90												
26.302 DF, DFS, DFK 220kW/299PS	05/90→12/91												
26.302 DFA, DFAS, DFAK 220kW/299PS													
26.322 DF, DFS, DFSL, DFK 235kW/320PS	02/90→06/96												
26.322 DFA, DFAS, DFAK 235kW/320PS	02/90→12/92												
26.322 UNL, 26.322 UNLL 235kW/320PS	09/90→05/94												
26.332 DF, DFS, DFK 243kW/330PS	09/87→02/90												
26.332 DFA, DFAS, DFAK 243kW/330PS	05/88→02/90												
26.342 DF, DFL, DFS, DFK, DFLK 250kW/340PS	04/94→06/96												
26.362 DFA, DFAS, DFAK	05/88→02/90												
26.362 DF, DFL, DFS, DFK	02/87→02/90												
26.372 DF, DFS, DFK 272kW/370PS	01/89→1994												
26.372 DFA, DFAK, DFAS 272kW/370PS													
26.402 DF, DFL, DFS, DFK, DFLK	05/94→06/96												
26.422 DF, DFS, DFK, DFL 390kW/420PS	01/89→1994												
26.422 DFA, DFAK, DFAS 390kW/420PS													
26.462 DF, DFS	02/89→02/90												
26.462 DFA, DFAS	08/89→02/90												
26.502 DFA, DFAS 368kW/500PS	01/89→12/92												
26.272 FNL, FNLL, FNLS, FVLS 198kW/270PS	09/90→12/95	F	19495.0	8	19495	410	177	183	17	587017	587018 Opt for second oversize	8162080002	64
26.302 FNL, FNLL, FNLS, FVLS 220kW/299PS	09/90→12/91	R	19496.0	8	19496	410	177	223	17	587017	587018 Opt for second oversize	8162080002	64
26.322 FNL, FNLL, FNLS, FVLS 235kW/320PS	09/90→12/95		17238.0	8	17238	410	175	143	17	587009	Trailing axle	8162080001	64
26.372 DFN, FVL, FVLS, FNL, FN	01/89→1994												
26.422 DFN, FVL, FVLS, FNL, FN 390kW/420PS													
26.502 DF, DFS, DFSL 368kW/500PS	01/89→06/96	F	19494.0	8	19494	410	175	163	17	587017	587018 Opt for second oversize	8162080002	64
		R	19496.0	8	19496	410	177	223	17	587017	587018 Opt for second oversize	8162080002	64
26.502 FNL, FNLL 368kW/500PS	01/89→06/96	F	19495.0	8	19495	410	177	183	17	587017	587018 Opt for second oversize	8162080002	64
		R	19496.0	8	19496	410	177	223	17	587017	587018 Opt for second oversize	8162080002	64
			17238.0	8	17238	410	175	143	17	587009	Trailing axle	8162080001	64

F90-Series (27 to)

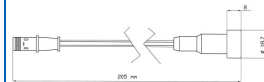
27.272 198kW/270PS	01/89→1994	F	19494.0	8	19494	410	175	163	17	587017	587018 Opt for second oversize	8162080002	64
27.322 235kW/320PS		R	19496.0	8	19496	410	177	223	17	587017	587018 Opt for second oversize	8162080002	64
27.372 272kW/370PS													
27.422 309kW/420PS													
27.502 DFA, DFAS 368kW/500PS	01/89→												
27.502 DF, DFS 368kW/500PS	01/89→	F	19494.0	8	19494	410	175	163	17	587017	587018 Opt for second oversize	8162080002	64
		R	19496.0	8	19496	410	177	223	17	587017	587018 Opt for second oversize	8162080002	64



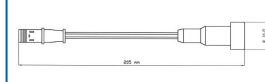
587009 ↔ 195
 4



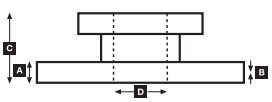
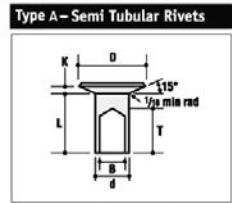
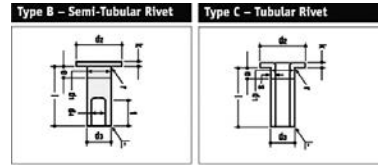
587017 ↔ 205
 2



587018 ↔ 205
 2



Rivet Ref	Head Size	Shank Ø x Shank Length	Drawing type	Head Shape	T = tubular S = semi-tubular	Material	Material Description
8162080001	15.5	8 x 15	Type C	Flat	T (Stepped)	Steel	1 x JURID RIVETS BAG INCLUDES 100 PCS
8162080002	15.5	8 x 18	Type C	Flat	T (Stepped)	Steel	1 x JURID RIVETS BAG INCLUDES 100 PCS





...MAN

F90-Series (30 to)

30.292 215kW/292PS	1988→1994	F1	19495.0	8	19495	410	177	183	17	587017	587018 Opt for second oversize	8162080002	64			
		F2	19495.0	8	19495	410	177	183	17	587017	587018 Opt for second oversize	8162080002	64			
		R1	19495.0	8	19495	410	177	183	17	587017	587018 Opt for second oversize	8162080002	64			
			19496.0	8	19496	410	177	223	17	587017	587018 Opt for second oversize	8162080002	64			
		R2	19495.0	8	19495	410	177	183	17	587017	587018 Opt for second oversize	8162080002	64			
			19496.0	8	19496	410	177	223	17	587017	587018 Opt for second oversize	8162080002	64			
		30.332 VFNL (8x2) 244kW/332PS	1988→1994	F1	19495.0	8	19495	410	177	183	17	587017	587018 Opt for second oversize	8162080002	64	
				F2	19495.0	8	19495	410	177	183	17	587017	587018 Opt for second oversize	8162080002	64	
R1	19496.0			8	19496	410	177	223	17	587017	587018 Opt for second oversize	8162080002	64			
R2	19496.0			8	19496	410	177	223	17	587017	587018 Opt for second oversize	8162080002	64			

F90-Series (32 to)

32.242 178kW/292PS	1988→1994	F1	19495.0	8	19495	410	177	183	17	587017	587018 Opt for second oversize	8162080002	64	
32.262 191kW/260PS	1989→1994	F2	19495.0	8	19495	410	177	183	17	587017	587018 Opt for second oversize	8162080002	64	
32.272 VF, VFK	01/89→1994	R1	19496.0	8	19496	410	177	223	17	587017	587018 Opt for second oversize	8162080002	64	
32.292 VFNL (8x2) 215kW/292PS	1988→1994	R2	19495.0	8	19495	410	177	183	17	587017	587018 Opt for second oversize	8162080002	64	
32.302	05/90→09/91													
32.322 VF, VFK	01/89→1994													
32.332 VFNL (8x2) 244kW/332PS	1988→1994													
32.362 VFNL (8x2) 266kW/362PS														
32.372 VF, VFK	01/89→1994													
32.402	05/94→06/96													
32.422 VF, VFK	01/89→1994													
32.462	05/94→06/96													

F90-Series (33 to)

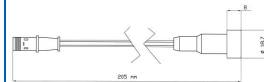
33.242 DFK 178kW/242PS	09/87→1994	F	19495.0	8	19495	410	177	183	17	587017	587018 Opt for second oversize	8162080002	64	
33.262 DF, DFK, DFS 193kW/260PS	01/89→1994	R1	19496.0	8	19496	410	177	223	17	587017	587018 Opt for second oversize	8162080002	64	
33.272 DF, DFK, DFS 198kW/270PS		R2	19496.0	8	19496	410	177	223	17	587017	587018 Opt for second oversize	8162080002	64	
33.292 DF, DFK, DFS 215kW/290PS														
33.322 DF, DFK, DFS 235kW/320PS														
33.332 DF, DFK, DFS 244kW/330PS														
33.342 DF	05/94→06/96													
33.362 DF, DFK, DFS 266kW/360PS	01/89→1994													
33.372 DF, DFK, DFS 272kW/370PS														
33.402 DF, DFK, DFS	05/94→06/96													
33.422 DF, DFK, DFS 309kW/420PS	01/89→1994													
33.462 DF, DFS 340kW/460PS														
33.242 DFAK	01/88→08/88	F	19494.0	8	19494	410	175	163	17	587017	587018 Opt for second oversize	8162080002	64	
33.262 DFA, DFAK, DFAS 193kW/260PS	01/89→1994	R	19496.0	8	19496	410	177	223	17	587017	587018 Opt for second oversize	8162080002	64	
33.272 DFA, DFAK, DFAS 198kW/270PS														
33.292 DFA, DFAK, DFAS 215kW/290PS														
33.322 DFA, DFAK, DFAS 235kW/320PS														
33.332 DFA, DFAK, DFAS 244kW/330PS														
33.342 DFA	05/94→06/96													
33.362 DFA, DFAK, DFAS 266kW/360PS	01/89→1994													
33.372 DFA, DFAK, DFAS 272kW/370PS														
33.402 DFA	05/94→06/96													
33.422 DFA, DFAK, DFAS 309kW/420PS	01/89→1994													
33.462 DFA, DFAS 340kW/460PS														
33.502 DFA, DFAS 368kW/500PS	01/89→													
33.502 DF, DFS 368kW/500PS	01/89→	F	19495.0	8	19495	410	177	183	17	587017	587018 Opt for second oversize	8162080002	64	
		R	19496.0	8	19496	410	177	223	17	587017	587018 Opt for second oversize	8162080002	64	
			17238.0	8	17238	410	175	143	17	587009	Trailing axle	8162080001	64	



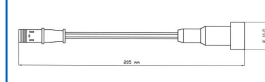
587009 ↔ 195
 4



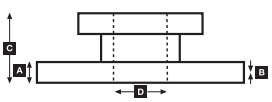
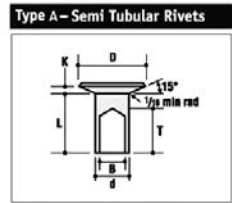
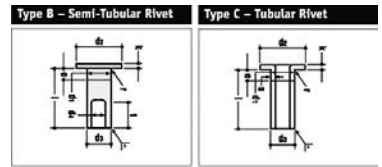
587017 ↔ 205
 2



587018 ↔ 205
 2



Rivet Ref	Head Size	Shank Ø x Shank Length	Drawing type	Head Shape	T = tubular S = semi-tubular	Material	Material Description
8162080001	15.5	8 x 15	Type C	Flat	T (Stepped)	Steel	1 x JURID RIVETS BAG INCLUDES 100 PCS
8162080002	15.5	8 x 18	Type C	Flat	T (Stepped)	Steel	1 x JURID RIVETS BAG INCLUDES 100 PCS





WVA



!



...MAN

F90-Series (35 to)

35.262 VF 193kW/260PS	01/89→1994	F	19494.0	8	19494	410	175	163	17	587017	587018 Opt for second oversize	8162080002	64
35.272 VF, VFK 198kW/270PS			19495.0	8	19495	410	177	183	17	587017	587018 Opt for second oversize	8162080002	64
35.292 VF 215kW/290PS		R	19496.0	8	19496	410	177	223	17	587017	587018 Opt for second oversize	8162080002	64
35.302 VF, VFK	09/91→05/98												
35.322 VF, VFK 235kW/320PS													
35.332 VF 244kW/330PS	01/89→1994												
35.342 VF, VFK													
35.362 VF 266kW/360PS	05/94→06/96												
35.372 VF, VFK 272kW/370PS	01/89→1994												
35.402 VF, VFK	05/94→12/97												
35.422 VF, VFK 309kW/420PS													
35.262 VFAK 193kW/260PS	01/89→1994	F	19494.0	8	19494	410	175	163	17	587017	587018 Opt for second oversize	8162080002	64
35.272 VFAK 198kW/270PS			19495.0	8	19495	410	177	183	17	587017	587018 Opt for second oversize	8162080002	64
35.292 VFAK 215kW/290PS		R	19496.0	8	19496	410	177	223	17	587017	587018 Opt for second oversize	8162080002	64
35.302 VFA, VFAK	09/91→05/98												
35.322 VFA, VFAK 235kW/320PS													
35.332 VFAK 244kW/330PS	01/89→1994												
35.362 VFAK 266kW/360PS													
35.372 VFA, VFAK 272kW/370PS													
35.422 VFA, VFAK 309kW/420PS													

F90-Series (40 to)

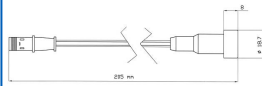
40.242 178kW/242PS	1987→	F	19495.0	8	19495	410	177	183	17	587017	587018 Opt for second oversize	8162080002	64
40.262 193kW/262PS		R	19496.0	8	19496	410	177	223	17	587017	587018 Opt for second oversize	8162080002	64
40.292 215kW/292PS	01/89→1994												
40.332 244kW/332PS													
40.362 266kW/362PS													
40.372 DFS, DFK 272kW/370PS	05/95→06/96												
40.402 DF													
40.422 DFS, DFK 309kW/420PS	01/89→1994												
40.462 DF	07/89→02/90												
40.372 DFAK, DFAS 272kW/370PS	01/89→1994	F	19494.0	8	19494	410	175	163	17	587017	587018 Opt for second oversize	8162080002	64
40.422 DFAK, DFAS 309kW/420PS		R	19496.0	8	19496	410	177	223	17	587017	587018 Opt for second oversize	8162080002	64
40.462 DFAK, DFAS 340kW/460PS													
40.502 6x6 368kW/500PS	01/89→06/96	F	19494.0	8	19494	410	175	163	17	587017	587018 Opt for second oversize	8162080002	64
		R1	19495.0	8	19495	410	177	183	17	587017	587018 Opt for second oversize	8162080002	64
		R2	19496.0	8	19496	410	177	223	17	587017	587018 Opt for second oversize	8162080002	64
40.502 8x8 368kW/500PS	01/89→06/96	F1	19494.0	8	19494	410	175	163	17	587017	587018 Opt for second oversize	8162080002	64
		F2	19494.0	8	19494	410	175	163	17	587017	587018 Opt for second oversize	8162080002	64
		R1	19495.0	8	19495	410	177	183	17	587017	587018 Opt for second oversize	8162080002	64

F90-Series (41 to)

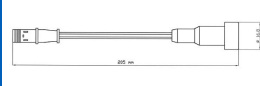
41.262 VF, VFK 193kW/260PS	01/89→1994	F	19494.0	8	19494	410	175	163	17	587017	587018 Opt for second oversize	8162080002	64
41.272 VF	02/90→12/91		19495.0	8	19495	410	177	183	17	587017	587018 Opt for second oversize	8162080002	64
41.292 VF, VFK 215kW/290PS		R	19496.0	8	19496	410	177	223	17	587017	587018 Opt for second oversize	8162080002	64
41.322 VF, VFK 235kW/320PS	01/89→1994												
41.332 VF, VFK 244kW/330PS													
41.342 VF	05/94→06/96												
41.362 VF, VFK 266kW/360PS													
41.372 VF, VFK 272kW/370PS	01/89→1994												
41.402 VF	05/94→06/96												
41.422 VF, VFK 309kW/420PS													
41.262 VFAK 193kW/260PS	01/89→1994	F	19494.0	8	19494	410	175	163	17	587017	587018 Opt for second oversize	8162080002	64
41.292 VFAK 215kW/290PS		R	19496.0	8	19496	410	177	223	17	587017	587018 Opt for second oversize	8162080002	64
41.322 VFAK 235kW/320PS													
41.332 VFAK 244kW/330PS													
41.362 VFAK 266kW/360PS													
41.372 VFAK 272kW/370PS													
41.422 VFAK 309kW/420PS													



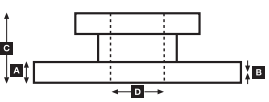
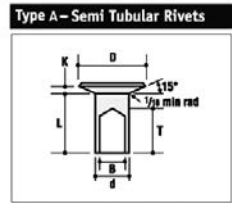
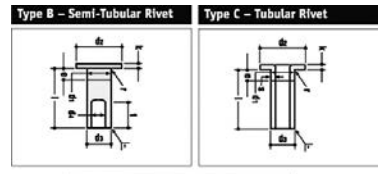
587017 ↔ 205
 2



587018 ↔ 205
 2



Rivet Ref	Head Size	Shank Ø x Shank Length	Drawing type	Head Shape	T = tubular S = semi-tubular	Material	Material Description
8162080002	15.5	8 x 18	Type C	Flat	T (Stepped)	Steel	1 x JURID RIVETS BAG INCLUDES 100 PCS





WVA



!



...MAN

F90-Series (48 to)

48.292 VF	07/89→02/90	F	19495.0	8	19495	410	177	183	17	587017	587018 Opt for second oversize	8162080002	64	
48.322 VF 235kW/320PS	01/89→1994	R	19496.0	8	19496	410	177	223	17	587017	587018 Opt for second oversize	8162080002	64	
48.332 VF	07/89→02/90													
48.362 VF														
48.372 VF 272kW/370PS	01/89→1994													
48.422 VF 309kW/420PS														
48.462 VF	07/89→02/90													
48.292 VFA, VFAK 215kW/290PS	01/89→1994	F	19494.0	8	19494	410	175	163	17	587017	587018 Opt for second oversize	8162080002	64	
48.322 VFA, VFAK 235kW/320PS		R	19496.0	8	19496	410	177	223	17	587017	587018 Opt for second oversize	8162080002	64	
48.332 VFA, VFAK 244kW/330PS														
48.362 VFA, VFAK 266kW/360PS														
48.372 VFA, VFAK 272kW/370PS														
48.422 VFA, VFAK 309kW/420PS														
48.462 VFA, VFAK 340kW/460PS														
48.502 VFA, VFAK 398kW/500PS	01/89→													
48.502 VR 398kW/500PS	01/89→1997	F	19495.0	8	19495	410	177	183	17	587017	587018 Opt for second oversize	8162080002	64	
		R	19496.0	8	19496	410	177	223	17	587017	587018 Opt for second oversize	8162080002	64	

F2000-Series

19t, 23t, 26t, 27t, 33t, 40t 170-441kW	1994→	F	2903005390	4	29030	432	250	118.5	28	587019	→03/02			567410J
			2903009560	4	29030	432	250	118.5	28	587019	→03/02			567410J
			2905305390	4	29053		250	118.5	30	587019	oversize			567410J
			2913109560	4	29131	432	250	118	30	FA1164	04/02→ D-Elsa 2			567407J
						432					ABS			567400J
						438					19t/23t Opt Disc			567400J

F2000-Series (19 to)

19.233 FCNG 170kW/231PS	09/96→	R	19496.0	8	19496	410	177	223	17	587017	587018 Opt for second oversize	8162080002	64	
19.603 FLS 441kW/600PS														
19.343 FC, FLC, FL, FS, FLS 250kW/340PS	01/94→12/95	R	19496.0	8	19496	410	177	223	17	587017	587018 Opt for second oversize	8162080002	64	
19.423 FC, FLC, FL, FS, FLS 309kW/420PS														
19.273 FA, FK, FAK 198kW/269PS	01/94→12/95	F	19495.0	8	19495	410	177	183	17	587017	587018 Opt for second oversize	8162080002	64	
19.293 FK, FLK, FAK, FAS, FAK 213kW/290PS	01/94→	R	19496.0	8	19496	410	177	223	17	587017	587018 Opt for second oversize	8162080002	64	
19.314 FK, FLK, FAS	06/98→													
19.323 FAC, FAS, FK, FLK, FAK 235kW/320PS	01/94→12/95													
19.343 FAC, FAS, FK, FLK, FAK 250kW/340PS	01/94→													
19.364 FK, FLK, FAS, FAC, FAK	06/98→													
19.373 FAC, FAS, FK, FLK, FAK 272kW/370PS	01/94→12/95													
19.403 FAC, FAS, FK, FLK, FAK 294kW/400PS	01/94→													
19.414 FAC, FAS, FK, FLK, FAK	06/98→													
19.423 FAC, FAS, FK, FLK, FAK 309kW/420PS	01/94→12/95													
19.463 FAC, FAS, FK, FLK, FAK 338kW/460PS	01/94→													
19.464 FAS, FK, FLK, FAK	06/98→													
19.403 FC, FLC, FL, FS, FLS 294kW/400PS	01/94→	R	19496.0	8	19496	410	177	223	17	587017	587018 Opt for second oversize	8162080002	64	
19.414 FC, FLC, FL, FS, FLS	06/98→													
19.463 FC, FLC, FL, FS, FLS 338kW/460PS	01/94→													
19.464 FC, FLC, FL, FS, FLS	06/98→													
19.364 FC, FLC, FL, FS, FLS	06/98→	R	19496.0	8	19496	410	177	223	17	587017	587018 Opt for second oversize	8162080002	64	

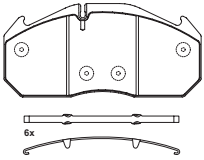
F2000-Series (23 to)

23.463 FNLLC 338kW/460PS	01/94→	R	19496.0	8	19496	410	177	223	17	587017	587018 Opt for second oversize	8162080002	64	
			17238.0	8	17238	410	175	143	17	587009	Auxiliary axle	8162080001	64	

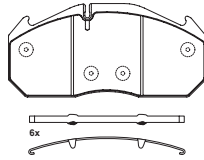
F2000-Series (24 to)

24.273 FNLLC 198kW/269PS	01/94→12/95	F	19495.0	8	19495	410	177	183	17	587017	587018 Opt for second oversize	8162080002	64	
24.293 FNLLC 213kW/290PS	01/94→	R	19496.0	8	19496	410	177	223	17	587017	587018 Opt for second oversize	8162080002	64	
24.323 FNLLC 235kW/320PS	01/94→12/95													
24.343 FNLLC 250kW/340PS	01/94→													
24.423 FNLLC 309kW/420PS	01/94→12/95													
24.463 FNLLC 338kW/460PS	01/94→													
24.403 FNLLC 294kW/400PS	01/94→	F	19495.0	8	19495	410	177	183	17	587017	587018 Opt for second oversize	8162080002	64	
24.403 FNLLC 338kW/460PS		R	19496.0	8	19496	410	177	223	17	587017	587018 Opt for second oversize	8162080002	64	

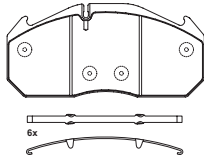
2903005390
29030 MER D3/D-ELSA 1



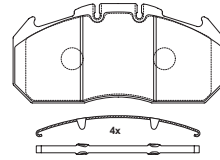
2903009560
29030 MERITOR



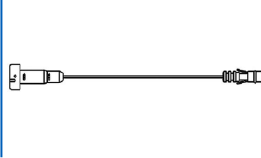
2905305390
29053 MER D3/D-ELSA 1



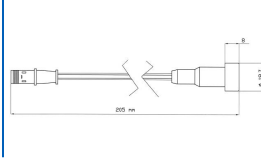
2913109560
29131 MER D-ELSA2



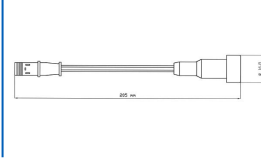
587009 ↔ 195
4



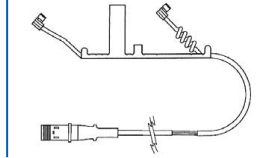
587017 ↔ 205
2



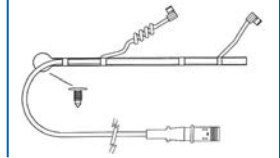
587018 ↔ 205
2



587019 ↔ 385
2



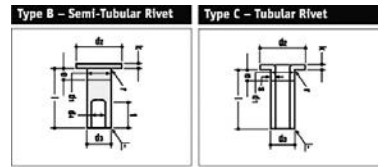
FAI164 ↔ 290
2



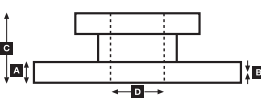
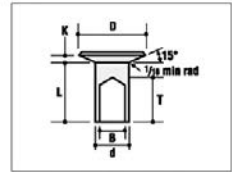
	A	B	C	D		Kg		ABS			
567400J	437	45	41	135	200	10xM16	36				
567407J	432	45	35	135	208	10xM16	35	✓			
567410J	432	45	35	135	208	10xM16	37				



Rivet Ref	Head Size	Shank Ø x Shank Length	Drawing type	Head Shape	T = tubular S = semi-tubular	Material	Material Description
8162080001	15.5	8 x 15	Type C	Flat	T (Stepped)	Steel	1 x JURID RIVETS BAG INCLUDES 100 PCS
8162080002	15.5	8 x 18	Type C	Flat	T (Stepped)	Steel	1 x JURID RIVETS BAG INCLUDES 100 PCS



Type A - Semi Tubular Rivets





WVA



!



...MAN

F2000-Series (26 to)

26.233 FVLCNG 170kW/231PS	09/96→	R	19496.0 17238.0	8	19496	410	177	223	17	587017 587009	587018 Opt for second oversize Auxiliary axle	8162080002 8162080001	64 64
26.373 DFC, DFCL, DFS, DFSL 272kW/370PS	01/94→12/95	R	19495.0	8	19495	410	177	183	17	587017	587018 Opt for second oversize	8162080002	64
26.423 DFC, DFCL, DFS, DFSL 309kW/420PS													
26.273 DFK, DFLK 198kW/269PS	01/94→12/95	F	19495.0	8	19495	410	177	183	17	587017	587018 Opt for second oversize	8162080002	64
26.293 DFK, DFLK 213kW/290PS	01/94→	R	19495.0	8	19495	410	177	183	17	587017	587018 Opt for second oversize	8162080002	64
26.323 DFK, DFLK 235kW/320PS	01/94→12/95												
26.343 DFK, DFLK 250kW/340PS	01/94→												
26.373 DFK, DFLK 272kW/370PS	01/94→12/95												
26.403 DFK, DFLK 294kW/400PS	01/94→												
26.423 DFK, DFLK 309kW/420PS	01/94→12/95												
26.463 DFK, DFLK 338kW/460PS	01/94→												
26.603 DFK, DFLK 441kW/600PS	06/96→												
26.323 FNLC, FNLLC 235kW/320PS	01/94→12/95	R	19496.0 17238.0	8	19496	410	177	223	17	587017 587009	587018 Opt for second oversize Auxiliary axle	8162080002 8162080001	64 64
26.323 FNLS, FVLS 235kW/320PS													
26.373 FNLC, FNLLC 272kW/370PS													
26.373 FNLS, FVLS 272kW/370PS													
26.423 FNLC, FNLLC 309kW/420PS													
26.423 FNLS, FVLS 309kW/420PS													
26.463 DFC, DFCL, DFS, DFSL 338kW/460PS	01/94→	R	19495.0	8	19495	410	177	183	17	587017	587018 Opt for second oversize	8162080002	64
26.343 FNLS, FVLS 250kW/340PS	01/94→	R	19496.0 17238.0	8	19496	410	177	223	17	587017 587009	587018 Opt for second oversize Auxiliary axle	8162080002 8162080001	64 64
26.403 FNLC, FNLLC 294kW/400PS													
26.403 FNLS, FVLS 294kW/400PS													
26.463 FNLC, FNLLC 338kW/460PS													
26.463 FNLS, FVLS 338kW/460PS													
26.603 DFC, DFCL, DFS, DFSL 441kW/600PS	06/96→	R	19495.0	8	19495	410	177	183	17	587017	587018 Opt for second oversize	8162080002	64

F2000-Series (27 to)

27.273 DFAC, DFAS, DFAK 198kW/269PS	01/94→12/95	F	19495.0	8	19495	410	177	183	17	587017	587018 Opt for second oversize	8162080002	64
27.273 DFK	01/94→	R	19495.0	8	19495	410	177	183	17	587017	587018 Opt for second oversize	8162080002	64
27.293 DFAC, DFAS, DFAK 213kW/290PS													
27.323 DFK, DFAC, DFAS, DFAK 235kW/320PS	01/94→12/95												
27.343 DFK, DFAC, DFAS, DFAK 250kW/340PS	01/94→												
27.373 DFK, DFAK 272kW/370PS	01/94→12/95												
27.403 DFK, DFAC, DFAS, DFAK 294kW/400PS	01/94→												
27.423 DFK, DFAC, DFAS, DFAK 309kW/420PS	01/94→12/95												
27.463 DFK, DFAC, DFAS, DFAK 338kW/460PS	01/94→												
27.373 DFC, DFS 198kW/269PS	01/94→12/95	R	19495.0	8	19495	410	177	183	17	587017	587018 Opt for second oversize	8162080002	64
27.373 DFC, DFS 235kW/320PS													
27.373 DFC, DFS 272kW/370PS													
27.423 DFC, DFS 309kW/420PS													
27.463 DFC, DFS 213kW/290PS	01/94→	R	19495.0	8	19495	410	177	183	17	587017	587018 Opt for second oversize	8162080002	64
27.463 DFC, DFS 250kW/340PS													
27.463 DFC, DFS 294kW/400PS													
27.463 DFC, DFS 338kW/460PS													

F2000-Series (32 to)

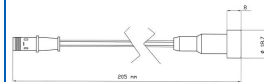
32.293 VFC 213kW/290PS	08/95→	F	19495.0	8	19495	410	177	183	17	587017	587018 Opt for second oversize	8162080002	64
32.343 VFC, VFK 250kW/340PS		R	19495.0	8	19495	410	177	183	17	587017	587018 Opt for second oversize	8162080002	64
32.403 VFC, VFK 294kW/400PS													
32.463 VFC, VFK 338kW/460PS													



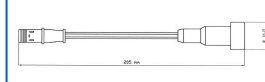
587009 ↔ 195
 4



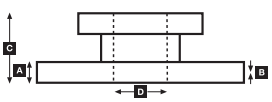
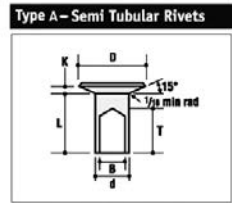
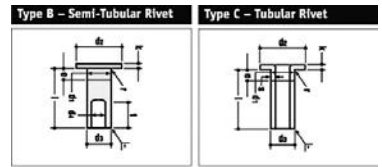
587017 ↔ 205
 2



587018 ↔ 205
 2



Rivet Ref	Head Size	Shank Ø x Shank Length	Drawing type	Head Shape	T = tubular S = semi-tubular	Material	Material Description
8162080001	15.5	8 x 15	Type C	Flat	T (Stepped)	Steel	1 x JURID RIVETS BAG INCLUDES 100 PCS
8162080002	15.5	8 x 18	Type C	Flat	T (Stepped)	Steel	1 x JURID RIVETS BAG INCLUDES 100 PCS





...MAN

F2000-Series (33 to)

33.323 DFAC, DFAS, DFAK 235kW/320PS	01/94→12/95	F	19495.0	8	19495	410	177	183	17	587017	587018 Opt for second oversize	8162080002	64	
33.343 DFAC, DFAS, DFAK 250kW/340PS	01/94→	R	19495.0	8	19495	410	177	183	17	587017	587018 Opt for second oversize	8162080002	64	
33.373 DFAC, DFAS, DFAK 272kW/370PS	01/94→12/95													
33.403 DFAC, DFAS, DFAK 294kW/400PS	01/94→													
33.423 DFAC, DFAS, DFAK 309kW/420PS	01/94→12/95													
33.463 DFAC, DFAS, DFAK 338kW/460PS	01/94→													
33.603 DFAC, DFAS 441kW/600PS	06/96→													
33.373 DFC, DFS, DFK 272kW/370PS	01/94→12/95	R	19495.0	8	19495	410	177	183	17	587017	587018 Opt for second oversize	8162080002	64	
33.423 DFC, DFS, DFK 309kW/420PS														
33.343 DFC, DFS, DFK 250kW/340PS	01/94→	R	19495.0	8	19495	410	177	183	17	587017	587018 Opt for second oversize	8162080002	64	
33.403 DFC, DFS, DFK 294kW/400PS														
33.463 DFC, DFS, DFK 338kW/460PS														
33.603 DFC, DFS 441kW/600PS	06/96→	R	19495.0	8	19495	410	177	183	17	587017	587018 Opt for second oversize	8162080002	64	

F2000-Series (35 to)

35.343 VFC, VFK 250kW/340PS	08/95→	F	19495.0	8	19495	410	177	183	17	587017	587018 Opt for second oversize	8162080002	64	
35.403 VFC, VFK 294kW/400PS		R	19496.0	8	19496	410	177	223	17	587017	587018 Opt for second oversize	8162080002	64	
35.463 VFC, VFK 338kW/460PS														

F2000-Series (40 to)

40.403 DFAK, DFAS, DFK 294kW/400PS	1994→	F	19495.0	8	19495	410	177	183	17	587017	587018 Opt for second oversize	8162080002	64	
40.463 DFAK, DFAS, DFK 338kW/460PS		R	19495.0	8	19495	410	177	183	17	587017	587018 Opt for second oversize	8162080002	64	
40.403 DFS 294kW/400PS	1994→	R	19495.0	8	19495	410	177	183	17	587017	587018 Opt for second oversize	8162080002	64	
40.403 DFS 338kW/460PS														

F2000-Series (41 to)

41.343 VFC, VFK 250kW/340PS	08/95→	F	19495.0	8	19495	410	177	183	17	587017	587018 Opt for second oversize	8162080002	64	
41.403 VFC, VFK 294kW/400PS		R	19496.0	8	19496	410	177	223	17	587017	587018 Opt for second oversize	8162080002	64	
41.463 VFC, VFK 338kW/460PS														

F2000-Series (48 to)

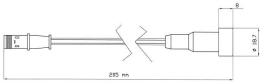
48.343 VF, VFA 250kW/340PS	1994→	F	19495.0	8	19495	410	177	183	17	587017	587018 Opt for second oversize	8162080002	64	
48.403 VF, VFA 294kW/400PS		R	19496.0	8	19496	410	177	223	17	587017	587018 Opt for second oversize	8162080002	64	
48.463 VF, VFA 338kW/460PS														

G-Series (MAN/VW)

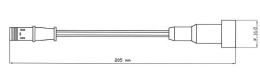
6.90 F, FK 66kW/90PS	1978→1988	F	15879.0	8	15879	325	140	97	16.5		87-88 Lucas	8162080001	48		
			17988.0	8	17988	325	140	150	16.2		87-88 ROR Trailer Axle Lucas	8162080001	64		
			15817.0	2	15817	325	301	97	12.1		Perrot	8162080003	44		
			15823.0	2	15823	325	251	97	12.1						
		F	17900.0	2	17900	325	301	147	12.1		ROR Trailer Axle Perrot	8103080008	44		
				2	17901	325	251	147	12.1						
		R	15879.0	8	15879	325	140	97	16.5		87-88 Lucas	8162080001	48		
				17988.0	8	17988	325	140	150	16.2		87-88 ROR Trailer Axle Lucas	8162080001	64	
				15817.0	2	15817	325	301	97	12.1		Perrot	8162080003	44	
				15823.0	2	15823	325	251	97	12.1					
R	17900.0	2	17900	325	301	147	12.1		ROR Trailer Axle Perrot	8103080008	44				
		2	17901	325	251	147	12.1								
6.100 74kW/100PS 8.100 74kW/100PS 8.150 110kW/150PS 9.150 110kW/150PS 10.150 110kW/150PS	1987→1993	F	15879.0	8	15879	325	140	97	16.5		→8.5 to Lucas	8162080001	48		
			17988.0	8	17988	325	140	150	16.2		8.5→ to Lucas	8162080001	64		
			15817.0	2	15817	325	301	97	12.1		→8.5 to Perrot	8162080003	44		
			15823.0	2	15823	325	251	97	12.1						
		F	17900.0	2	17900	325	301	147	12.1		8.5→ to Perrot	8103080008	44		
				2	17901	325	251	147	12.1						
		R	15879.0	8	15879	325	140	97	16.5		→8.5 to Lucas	8162080001	48		
				17988.0	8	17988	325	140	150	16.2		8.5→ to Lucas	8162080001	64	
				15817.0	2	15817	325	301	97	12.1		→8.5 to Perrot	8162080003	44	
				15823.0	2	15823	325	251	97	12.1					
		R	17900.0	2	17900	325	301	147	12.1		8.5→ to Perrot	8103080008	44		
				2	17901	325	251	147	12.1						



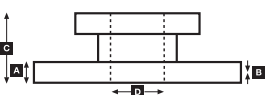
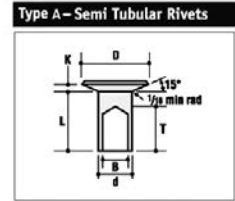
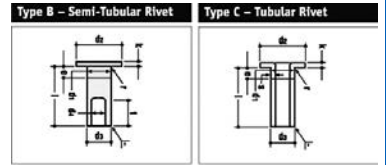
587017 ↔ 205
 2



587018 ↔ 205
 2



Rivet Ref	Head Size	Shank Ø x Shank Length	Drawing type	Head Shape	T = tubular S = semi-tubular	Material	Material Description
8103080008	15.5	8 x 12	Type C	Flat	T	Steel	1 x JURID RIVETS BAG INCLUDES 100 PCS
8162080001	15.5	8 x 15	Type C	Flat	T (Stepped)	Steel	1 x JURID RIVETS BAG INCLUDES 100 PCS
8162080002	15.5	8 x 18	Type C	Flat	T (Stepped)	Steel	1 x JURID RIVETS BAG INCLUDES 100 PCS
8162080003	15.5	8 x 20	Type C	Flat	T (Stepped)	Steel	1 x JURID RIVETS BAG INCLUDES 100 PCS





WVA



!

**...MAN****...G-Series (MAN/VW)**

8.90 66kW/90PS	1978→1988	F	17988.0	8	17988	325	140	150	16.2		87-88 Lucas	8162080001	64	
8.136 100kW/136PS			17900.0	2	17900	325	301	147	12.1		Perrot	8103080008	44	
8.170 125kW/170PS	05/82→1988			2	17901	325	251	147	12.1					
9.136 100kW/136PS	08/78→1988	R	17988.0	8	17988	325	140	150	16.2		87-88 Lucas	8162080001	64	
9.170 125kW/170PS	05/82→1988													
10.136 100kW/136PS	02/86→1988													
8.136 FAE for Wedge brake 100kW/136PS	12/83→08/88	F	17244.0	8	17017	360	173	143	16			8162080001	64	
9.136 FAE for Wedge brake 100kW/136PS		R	17244.0	8	17017	360	173	143	16			8162080001	64	

L2000 Series

6.103, 6.153, 8.103, 8.113, 8.150, 8.153, 8.163, 8.220, 8.223, 8.224, 9.153, 9.163, 9.223, 9.224, 10.150, 10.153, 10.163, 10.220, 10.224 114kW	09/93→ 01/97→	F	2905509560	4	29055	324	176	83	22					567401J
			2908809560	4	29088	330	176	83	26	587022	ABS			567402J
		R	2908809560	4	29088	330	176	83	26	587022	ABS			567405J
														567405J
8.103 LC/LLC, 8.153 LLS, 8.223 LC/LLC/LLS, 9.153 LC/LLC/LLS, 9.223 LC/LLC/LLS, 10.150 FOC, 10.153 LC/LLC/LLS, 10.223 LAEC/LC/LLC/LLS 81-162kW	10/93→06/96	F	2905509560	4	29055	324	176	83	22					567401J

L2000 Series

8.150 FOC, FOCL	02/95→	R	15879.0	8	15879	325	140	97	16.5			8162080001	48	
8.153 LC, LLC 114kW/155PS	10/93→07/97		17988.0	8	17988	325	140	150	16.2		Opt	8162080001	64	
8.163 LLS	05/94→													
8.220 FOC, FOCL 162kW/220PS	04/95→													
8.224 LC, LLC, LLS 162kW/220PS	05/94→													
9.163 LC 104kW/141PS	08/95→03/97													
9.163 LC, LLC, LLS	05/94→													
9.224 LC, LLC, LLS 162kW/220PS														
10.163 LC, LLC, LLS														
10.220 FOC, FOCL 162kW/220PS	02/95→													
10.224 LC, LLC, LLS 162kW/220PS	05/94→													
6.103 FK 75kW/102PS	09/93→	F	17988.0	8	17988	325	140	150	16.2			8162080001	64	
8.113 LK 81kW/110PS	08/95→	R	17988.0	8	17988	325	140	150	16.2			8162080001	64	
8.163 LAEC	01/95→													
8.163 LK	05/94→													
8.224 LAEC 162kW/220PS	01/95→													
8.224 LAEK 162kW/220PS														
8.224 LK 162kW/220PS	05/94→													
9.163 LK														
9.224 LK 162kW/220PS														
10.163 LAEC														
10.163 LAEK	01/95→													
10.163 LK	05/94→													
10.224 LAEC 162kW/220PS	01/95→													
10.224 LAEK 162kW/220PS														
10.224 LK 162kW/220PS	05/94→													
6.153 F, FL 114kW/155PS	09/93→	R	15879.0	8	15879	325	140	97	16.5			8162080001	48	
			17988.0	8	17988	325	140	150	16.2		Opt	8162080001	64	
8.153 LLS 114kW/155PS	10/93→06/96	R	15879.0	8	15879	325	140	97	16.5			8162080001	48	
8.223 LC, LLC, LLS			17988.0	8	17988	325	140	150	16.2		Opt	8162080001	64	
9.153 LC, LLC 114kW/155PS														
9.153 LLS 114kW/155PS	10/93→12/95													
9.223 LC, LLC, LLS 162kW/220PS	10/93→06/96													
10.150 FOC	02/95→01/96													
10.153 LC, LLC, LLS 114kW/155PS	10/93→06/96													
10.223 LAEC 162kW/220PS	01/95→06/96													
10.223 LC, LLC	10/93→06/96													
10.223 LLS														



WVA



!

**...MAN****...L2000 Series**

8.103 LK 75kW/102PS	10/93→06/96	F	17988.0	8	17988	325	140	150	16.2			8162080001	64	
8.153 LAEC 114kW/155PS	01/95→06/96	R	17988.0	8	17988	325	140	150	16.2			8162080001	64	
8.153 LAEC 114kW/155PS	01/95→09/96													
8.223 LAEC 162kW/220PS	01/95→06/96													
8.223 LK	10/93→06/96													
9.153 LK 114kW/155PS														
9.223 LK 162kW/220PS														
10.153 LAEC 114kW/155PS														
10.153 LK 114kW/155PS														
10.223 LK														

L2000-Series (LE Evolution)

LE110C 8.113, LE140C 8.145, 9.145, 0.145, LE160C 8.163, 9.163, 10.163, LE180C 8.180, 8.185, 9.185, 10.180, 10.185, 12.180, 12.185, LE220C 8.225, 0.220, 10.225, 12.220, 12.225 114kW	09/00→	F	2908809560	4	29088	330	176	83	26	587022				567402J 567405J
		R	2908809560	4	29088	330	176	83	26	587022	ABS			567402J 567405J

M90-Series (12 to)

12.152	12/88→05/94	F	17244.0	8	17017	360	173	143	16			8162080001	64	
12.192 140kW/190PS	07/90→06/96		19708.0	6	19708	360	174	183	16.25		1995→ Opt	8162080001	72	
12.222 162kW/220PS	05/94→06/96			2	19867	360	174	183	16.25		with W.I. hole	8162080001	24	
12.232 169kW/230PS	08/88→06/96	R	19504.0	8	19177	360	173	160	16			8162080001	96	
12.262 191kW/260PS	08/95→06/96		19708.0	6	19708	360	174	183	16.25		1995→ Opt	8162080001	96	
12.272 198kW/269PS	09/91→06/96			2	19867	360	174	183	16.25		with W.I. hole	8162080001	24	

M90-Series (14 to)

14.152	12/88→06/96	F	17244.0	8	17017	360	173	143	16			8162080001	64	
14.162 118kW/160PS	08/95→06/96		19708.0	6	19708	360	174	183	16.25		1995→ Opt	8162080001	96	
14.192	08/88→06/96			2	19867	360	174	183	16.25		with W.I. hole	8162080001	24	
14.222 162kW/220PS	05/94→06/96	R	19504.0	8	19177	360	173	160	16			8162080001	96	
14.232 198kW/270PS	08/88→06/96		19708.0	6	19708	360	174	183	16.25		1995→ Opt	8162080001	96	
14.262 191kW/260PS	08/95→06/96			2	19867	360	174	183	16.25		with W.I. hole	8162080001	24	
14.272 198kW/269PS	09/91→06/96													

M90-Series (17 to)

17.192	08/88→06/96	F	19494.0	8	19494	410	175	163	17	587017	587018 Opt for second oversize	8162080002	64	
17.222 162kW/220PS	05/94→06/96	R	19496.0	8	19496	410	177	223	17	587017	587018 Opt for second oversize	8162080002	64	
17.232	08/88→06/96													
17.272 198kW/269PS	09/91→05/95													
17.322	1990→06/96													
17.332														
17.373														
17.422														
17.502														

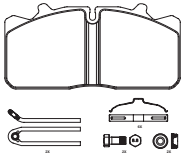
M90-Series (18 to)

18.192 140kW/190PS	09/90→06/96	F	19494.0	8	19494	410	175	163	17	587017	587018 Opt for second oversize	8162080002	64	
18.222 162kW/220PS	05/94→06/96	R	19495.0	8	19495	410	177	183	17	587017	587018 Opt for second oversize	8162080002	64	
18.232 169kW/230PS	09/90→06/96													
18.262 191kW/260PS	08/95→06/96													
18.272 198kW/269PS	09/91→06/96													

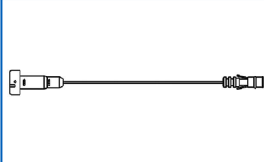
M90-Series (24 to)

24.192 140kW/190PS	07/89→06/96	F	19494.0	8	19494	410	175	163	17	587017	587018 Opt for second oversize	8162080002	64	
24.222 162kW/220PS	05/94→06/96	R	19495.0	8	19495	410	177	183	17	587017	587018 Opt for second oversize	8162080002	64	
24.232	07/89→06/96		17238.0	8	17238	410	175	143	17	587009	Trailing axle	8162080001	64	
24.272 198kW/269PS	09/91→06/96													

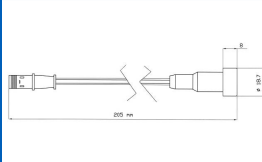
2908809560
29088 WAB PAN 17



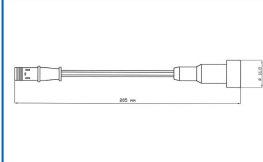
587009 ↔ 195
4



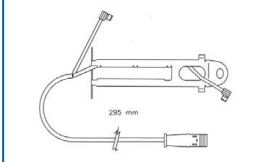
587017 ↔ 205
2



587018 ↔ 205
2



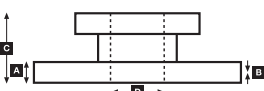
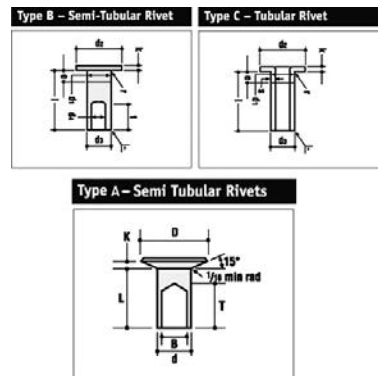
587022 ↔ 295
2



		A	B	C	D		Kg		ABS
567402J		330	34	28	104	135	10xM14	16.4	
567405J		330	34	26	124	157	12xM12	17.1	✓



Rivet Ref	Head Size	Shank Ø x Shank Length	Drawing type	Head Shape	T = tubular S = semi-tubular	Material	Material Description
8162080001	15.5	8 x 15	Type C	Flat	T (Stepped)	Steel	1 x JURID RIVETS BAG INCLUDES 100 PCS
8162080002	15.5	8 x 18	Type C	Flat	T (Stepped)	Steel	1 x JURID RIVETS BAG INCLUDES 100 PCS





WVA



!

**...MAN****M2000-Series**

14.163 LK 114kW/155PS 14.224 LK, LAK, MK, MAK, LAC 162kW/220PS 14.264 LAC, LK, LAK 191kW/260PS 14.284 MAK, MA-KO, MA-LF, L-KO 14.284 LAC, LK, LAK, LR-LF	08/95→ 06/98→	F	17244.0	8	17017	360	173	143	16			8162080001	64	
		R	19504.0	8	19177	360	173	160	16			8162080001	96	
14.224 LC, LLC, LL 162kW/220PS 14.264 LC, LLC, LL 191kW/260PS 14.264 MC, MLC, ML 191kW/260PS 14.264 MLS 191kW/260PS 14.284 LC, LLC, LL 14.284 MC, MLC, ML 14.284 MLS	08/95→ 08/95→ 10/98→ 06/98→	R	19504.0	8	19177	360	173	160	16			8162080001	96	
			19708.0	6	19708	360	174	183	16.25		Opt with W.I. hole	8162080001	96	
15.284 LC, LLC, LL 18.224 LC, LLC, LL 162kW/220PS 18.224 MC, MLC, ML, MLS 162kW/220PS 18.264 LC, LLC, LL 191kW/260PS 18.264 MC, MLC, ML, MLS 191kW/260PS 18.284 LC, LLC, LL 18.284 MC, MLC, MLS 25.224 MNLC, MNLLC 191kW/260PS 25.264 MNLC, MNLL 162kW/220PS	06/98→ 08/95→ 06/98→ 08/95→	R	19495.0	8	19495	410	177	183	17	587017	587018 Opt for second oversize	8162080002	64	
			19496.0	8	19496	410	177	223	17	587017	587018 Opt for second oversize	8162080002	64	
15.163 LK 114kW/155PS 15.224 LK 162kW/220PS 15.264 LK 191kW/260PS 15.284 LK 18.224 LK, LLK, LAC, LAK 162kW/220PS 18.224 MK, MLK, MAC, MAK 162kW/220PS 18.264 LK, LLK, LAK 191kW/260PS 18.264 MK, MLK, MAC, MAK 191kW/260PS 18.284 LK, LLK, LAC, LAK 18.284 MK, MLK, MAC, MAK	08/95→ 06/98→ 08/95→ 06/98→	F	19494.0	8	19494	410	175	163	17	587017	587018 Opt for second oversize	8162080002	64	
		R	19495.0	8	19495	410	177	183	17	587017	587018 Opt for second oversize	8162080002	64	

M2000-Series (ME Evolution)

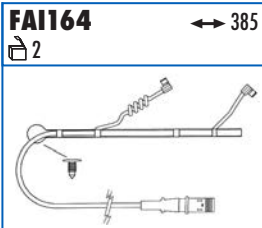
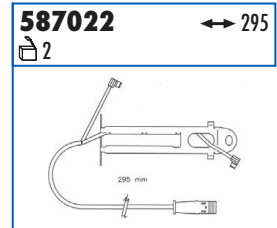
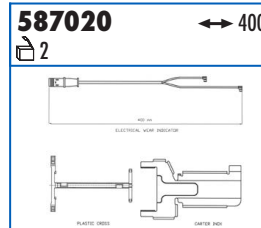
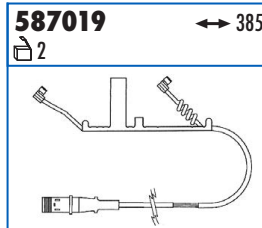
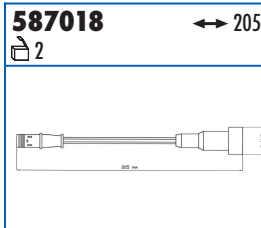
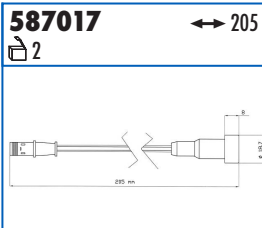
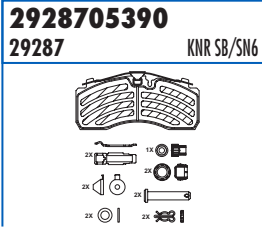
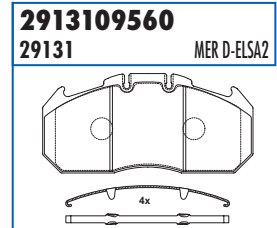
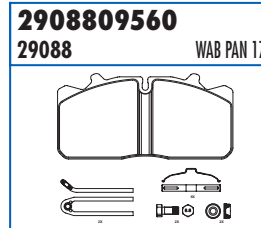
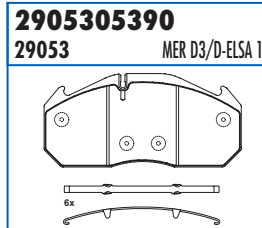
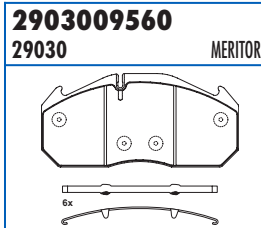
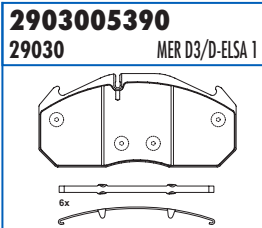
ME220B 14.225, 15.225 114-206kW ME250B 14.255, 15.255, 18.255, ME280B 14.285, 15.285, 18.285, 18.286 114-206kW	09/00→	F	2928705390	4	29287	377	211	100	30	587020				567403J
			2903005390	4	29030	432	250	118.5	28	587019	→03/02			567410J
			2903009560	4	29030	432	250	118.5	28	587019	→03/02			567410J
			2905305390	4	29053		250	118.5	30	587019	oversize			567410J
			2913109560	4	29131	432	250	118	30	FA1164	04/02→ D-Elsa 2 ABS			567410J 567407J

M2000-L Series

12.163 LC, 12.224 LC 114-162kW 14.163 LC/LLC, 14.224 LC/LLC/LL, 14.264 LC/LLC/LL, 14.284 LC/LLC/LL 114-206kW	08/95→	F	2908809560	4	29088	330	176	83	26	587022				567402J
		R	2908809560	4	29088	330	176	83	26	587022				567402J
15.163 LC/LLC, 15.224 LC/LLC/LL, 15.264 LC/LLC/LL, 15.284 LC/LLC/LL, 18.224 LC/LLC/LL, 18.264 LC/LLC/LL, 18.284 LC/LLC/LL 114-206kW	08/95→	F	2928705390	4	29287	377	211	100	30	587020				567403J
			2903005390	4	29030	432	250	118.5	28	587019				567410J
			2903009560	4	29030	432	250	118.5	28	587019				567410J
			2905305390	4	29053		250	118.5	30	587019	oversize			567410J
			2913109560	4	29131	432	250	118	30	FA1164	04/02→ D-Elsa 2 ABS			567410J 567407J

M2000-M Series

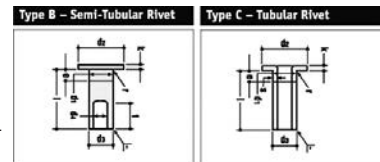
14.224/14.264/14.284 - MC/MLC/ML/MLS 162kW 18.224 MC/MLC/ML/MLS, 18.264 MC/MLC/ML/MLS, 18.284 MC/MLC/MLS, 25.224 MNLC/MNLLC, 25.264 MNLC/MNLL 162-206kW	08/95→	F	2928705390	4	29287	377	211	100	30	587020				567403J
			2903005390	4	29030	432	250	118.5	28	587019				567410J
			2903009560	4	29030	432	250	118.5	28	587019				567410J
			2905305390	4	29053		250	118.5	30	587019	oversize			567410J
			2913109560	4	29131	432	250	118	30	FA1164	04/02→ D-Elsa 2 ABS			567410J 567407J



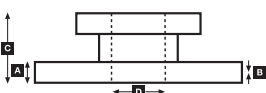
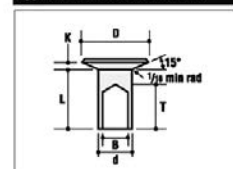
		A	B	C	D		Kg	ABS	
567402J		330	34	28	104	135	10xM14	16.4	
567403J		377	45	38	128	162	10xM14	23	
567407J		432	45	35	135	208	10xM16	35	✓
567410J		432	45	35	135	208	10xM16	37	



Rivet Ref	Head Size	Shank Ø x Shank Length	Drawing type	Head Shape	T = tubular S = semi-tubular	Material	Material Description
8162080001	15.5	8 x 15	Type C	Flat	T (Stepped)	Steel	1 x JURID RIVETS BAG INCLUDES 100 PCS
8162080002	15.5	8 x 18	Type C	Flat	T (Stepped)	Steel	1 x JURID RIVETS BAG INCLUDES 100 PCS



Type A - Semi Tubular Rivets





...MAN

TG1 ALLRAD

13T		F	2921305390	4	29213		211	92.5	30	587082				
		R	2921305390	4	29213		211	92.5	30	587082				

TG-A Series

(18t) 18.310→18.530, (24t) 24.360→24.530, (26t) 26.310→26.530, (32t) 32.310→32.480, (33t) 33.360, 33.410→33.530, (41t) 41.360, 41.530, 41.660 206-485kW	04/00→	F	2903005390	4	29030	432	250	118.5	28	587021	→03/01			567410J
			2903009560	4	29030	432	250	118.5	28	587021	→03/01			567410J
			2913109560	4	29131	432	250	118	30	FA1164	04/01→			567410J
			2925305390	4	29253	432	247.5	109.5	30		07/03→			567408J
		R	2903005390	4	29030	432	250	118.5	28	587021	→03/01, No ABS			567410J
			2903009560	4	29030	432	250	118.5	28	587021	→03/01, No ABS			567410J
			2913109560	4	29131	432	250	118	30	FA1164	04/01→, No ABS			567410J
			2925305390	4	29253	432	247.5	109.5	30		07/03→			567408J

TG-A Series

All-Wheel Drive Models AWD 6x6/8x8 Models	04/00→	F	19495.0	8	19495	410	177	183	17	587017	587018 Opt for second oversize	8162080002	64	
		R	19496.0	8	19496	410	177	223	17	587017	587018 Opt for second oversize	8162080002	64	
			17238.0	8	17238	410	175	143	17	587009	Auxiliary axle	8162080001	64	

TGL Series

7.150, 7.180, 8.180, 8.210, 8.240, 10.180, 10.210, 10.240, 12.180, 12.210, 12.240 FC, FK, FRC, FRK, FLC, FLRC 265kW	04/05→	F	2914809560	2	29148	335	185	84	34					569134J
				2	29115		175	84	27					
	04/05→	R	2914809560	2	29148	335	185	84	34					569133J
				2	29115		175	84	27					

TGM Series

12t 176-206kW	10/05→	F	2928705390	4	29287	377	211	100	30	587020				FCR331A
		R	2928705390	4	29287	377	211	100	30	587020				FCR331A
13-15t 176-206kW	03/06→	F	2928705390	4	29287	377	211	100	30	587020				567403J
		R	2928705390	4	29287	377	211	100	30	587020				567403J
18-26t 176-240kW		F	2925305390	4	29253	432	247.5	109.5	30					567408J
		R	2925305390	4	29253	432	247.5	109.5	30					567410J

TGS, TGX

TGS, TGX 18-50 tons fitting Wabco MAXX22	10/07→	F	2925305390	4	29253	432	247.5	109.5	30					567408J
			2922305390	4	29223	432	217.5	108	30.5		Accessory kit included			
	10/07→	R	2925305390	4	29253	432	247.5	109.5	30					567410J
			2922305390	4	29223	432	217.5	108	30.5		Accessory kit included			

Underfloor-Series

24.332 U, UL 24.362 U, UL 26.322 UNL 235kW/320PS 26.372 UNL 272kW/370PS 26.422 UNL 309kW/420PS	1986→	F	19495.0	8	19495	410	177	183	17	587017	587018 Opt for second oversize	8162080002	64	
		R	19496.0	8	19496	410	177	223	17	587017	587018 Opt for second oversize	8162080002	64	
	05/89→		17238.0	8	17238	410	175	143	17	587009	Trailing axle	8162080001	64	

Underfloor-Series (U 90)

14.272 U 198kW/269PS 19.322 U, UL 235kW/320PS 19.372 U, UL 272kW/370PS 19.422 U, UL 309kW/420PS	05/89→	F	19495.0	8	19495	410	177	183	17	587017	587018 Opt for second oversize	8162080002	64	
		R	19496.0	8	19496	410	177	223	17	587017	587018 Opt for second oversize	8162080002	64	



WVA



!

**MERCEDES-BENZ****Actros (2-Axle)**

1832	04/03→	F	19495.0	8	19495	410	177	183	17	587009	4x4/FAI203 Opt for 1st oversize	8162080002	64	
1836		R	19496.0	8	19496	410	177	223	17	587009	4x4 & Tipper/FAI203 Opt for 1st oversize	8162080002	64	
1840 290kW/394PS	09/96→													
1841	04/03→													
1843 315kW/428PS	09/96→													
1844	04/03→													
1846														
1848 350kW/476PS	09/96→													
1850	04/03→													
1853 390kW/530PS	09/96→													
1854	04/03→													
1857 420kW/571PS	04/97→													
1858	04/03→													
2031 230kW/313PS	04/96→													
2035 260kW/354PS	04/97→													
2040 290kW/394PS	09/96→													
2053 390kW/530PS	04/96→													

Actros (3-Axle)

2535 260kW/354PS	09/96→	F	19495.0	8	19495	410	177	183	17	587009	6x6/FAI203 Opt for 1st oversize	8162080002	64	
2543 315kW/428PS		R	19496.0	8	19496	410	177	223	17	587009	6x6 & Tipper/FAI203 Opt for 1st oversize	8162080002	64	
2548 350kW/476PS														
2553 390kW/530PS														
2557 420kW/571PS														
2631 230kW/313PS	04/97→													
2632	04/03→													
2635 260kW/354PS	04/97→													
2636	04/03→													
2640 290kW/394PS	09/96→													
2641	04/03→													
2643 315kW/428PS	04/97→													
2644	04/03→													
2646														
2648 350kW/476PS	09/96→													
2650	04/03→													
2653 390kW/530PS	09/96→													
2654	04/03→													
2657 420kW/571PS	04/97→													
2658	04/03→													
3331 230kW/313PS	04/97→													
3335 260kW/354PS														
3340 290kW/394PS														
3343 315kW/428PS														
3348 350kW/476PS														
3353 390kW/530PS														
3357 420kW/571PS														

Actros (4-Axle)

3235 260kW/354PS	04/97→	F	19495.0	8	19495	410	177	183	17	587009	Tipper/FAI203 Opt for 1st oversize	8162080002	64	
3243 315kW/428PS		R	19496.0	8	19496	410	177	223	17	587009	Tipper/FAI203 Opt for 1st oversize	8162080002	64	
4140 290kW/394PS														
4143 315kW/428PS														
4148 350kW/476PS														

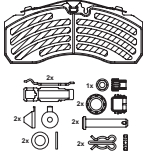
Actros I

1831→1848, 1853, 2031→2053, 2531→2557, 2631→2657, 3231→3243, 3331→3357, 4140→4148 230-420kW	04/96→	F	2925305390	4	29253	430	247.5	109.5	30					567751J
		R	2925305390	4	29253	430	247.5	109.5	30					567751J

Actros II/III

1832, 1836, 1841, 1844, 1846, 1850, 1854, 1858, 2632, 2636, 2641, 2644, 2646, 2650, 2654, 2658 235-425kW	04/03→	F	2925305390	4	29253	430	247.5	109.5	30					567751J
		R	2925305390	4	29253	430	247.5	109.5	30					567751J
	2007→09/10	F	2925305390	4	29253	430	247.5	109.5	30					569160J
		R	2925305390	4	29253	430	247.5	109.5	30					569160J

2925305390
29252 KNR.SB/SN7



587009 ↔ 195
4



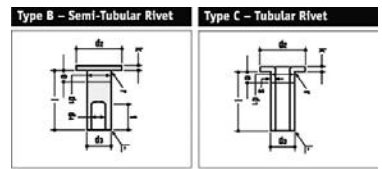
FAI203 ↔ 195
4



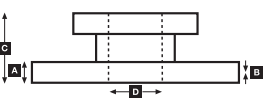
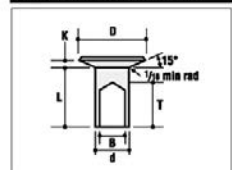
								Kg		ABS
567751J		430	45	38	132.5	211	10xM14	34.24		
569160J		430	45	37	143.5	131	10x21 + 2xM12	34.85		



Rivet Ref	Head Size	Shank Ø x Shank Length	Drawing type	Head Shape	T = tubular S = semi-tubular	Material	Material Description
8162080002	15.5	8 x 18	Type C	Flat	T (Stepped)	Steel	1 x JURID RIVETS BAG INCLUDES 100 PCS



Type A - Semi Tubular Rivets





WVA



!

**...MERCEDES-BENZ****Actros III (2010 model)**

MP III	10/10→	F	2924605390	2	29246	430	244.6	113.7	30					569254J
			29247	430	244.6	113.7	35							
		R	2924405390	2	29244	430	207.6	113.7	30					567751J
			29245	430	207.6	113.7	35							

Actros IV

MP IV	10/11→	F	2924605390	2	29246	430	244.6	113.7	30					569254J
			29247	430	244.6	113.7	30							
		R	2924405390	2	29244	430	207.6	113.7	30					567751J
			29245	430	207.6	113.7	30							

Antos

Models fitted with Knorr Bremse Caliper	07/12→	F	2924605390	2	29246	430	244.6	113.7	30					569254J
			29247	430	244.6	113.7	35							
		R	2924405390	2	29244	430	207.6	113.7	30					567751J
			29245	430	207.6	113.7	35							

Arocs

Models fitted with Knorr Bremse Caliper	2013→	F	2924605390	2	29246	430	244.6	113.7	30					569254J
			29247	430	244.6	113.7	35							
		R	2924405390	2	29244	430	207.6	113.7	30					567751J
			29245	430	207.6	113.7	35							

Atego I

712, 715, 812, 815, 817, 823 - Models fitted with Knorr SB/SN5 Caliper 90-170kW	01/98→	F	2914809560	2	29148	335	185	84	34					567764J
			29115	335	175	84	27							
		R	2914809560	2	29148	335	185	84	34					567768J
			29115	335	175	84	27							
917, 923, 925, 1017, 1023 - Models fitted with Knorr SB/SN5 Caliper 125-170kW	01/98→	F	2914809560	2	29148	335	185	84	34					567764J
			29115	335	175	84	27							
		R	2914809560	2	29148	335	185	84	34			5 tons option		567768J
			29115	335	175	84	27				7 tons option		567767J	
1215, 1217, 1223, 1225, 1228, 1317, 1323, 1325, 1328, 1517, 1523, 1525, 1528 - Models fitted with Knorr SB/SN6 Caliper 112-205kW	01/98→	F	2928705390	4	29287	377	211	100	30					567766J
			29287	377	211	100	30						567765J	
		R	2928705390	4	29287	377	211	93	30			Opt		FCR260A
			29287	377	211	93	30							

Atego I

917, 923, 925, 1017, 1023	01/98→	F	17290.0	4	17290	364	172	130	13.4		4x4 & Tipper	8162080001	56		
			17950	364	131	130	15.5								
		R	17290.0	4	17290	364	172	130	13.4			4x4 & Tipper	8162080001	56	
			17950	364	131	130	15.5								
1215, 1217, 1223, 1225, 1228 1317, 1323, 1325, 1328 1517, 1523, 1525 AF, 1528	01/98→	F	19494.0	8	19494	410	175	163	17	587009	4x4/FAI203 Opt for 1st oversize	8162080002	64		
			19506.3	4	19844	364	131	160	15.5	587009	Tipper	8162080001	56		
		R	19078.2	4	19506	364	172	160	15.4	587009					
			19112	364	130	200	15.8	587009	4x4	8103080008	56				

Atego II

1823, 1828, 2523, 2528, 2628 - Models fitted with Knorr SB/SN7 Caliper 170-205kW	01/98→	F	2925305390	4	29253	430	247.5	109.5	30					567751J
		R	2925305390	4	29253	430	247.5	109.5	30					567751J

Atego II

		F	19495.0	8	19495	410	177	183	17	587009	4x4/FAI203 Opt for 1st oversize	8162080002	64	
		R	19496.0	8	19496	410	177	223	17	587009	4x4 & Tipper/FAI203 Opt for 1st oversize	8162080002	64	

Axor

1823→1843, 2523→2543, 2623→2628, 3228 170-315kW	01/02→	F	2925305390	4	29253	430	247.5	109.5	30					567751J
		R	2925305390	4	29253	430	247.5	109.5	30					567751J

Econic

1823 LL, 1828 LL, 2628 LL 170-205kW	03/98→	F	2925305390	4	29253	430	247.5	109.5	30					567751J
		R	2925305390	4	29253	430	247.5	109.5	30					567751J



WVA



!

**...MERCEDES-BENZ****LK/LN2-Series (6.5 to)**

709 63-66kW 709 K 63-66kW	03/84→06/87	F	15162.3	4	15162	304	258	90	11.5	587009		8103080008	40	
		R	15162.3	4	15162	304	258	90	11.5	587009		8103080008	40	
709 63-66kW 709 K 63-66kW 711	07/87→ 07/87→10/90 03/94→	F	15162.0	4	15162	308	258	90	13.5	587009		8103080008	40	
		R	15162.0	4	15162	308	258	90	13.5	587009		8103080008	40	

LK/LN2-Series (7.5 to)

809, K, 811, 814, L, K, S, 817	03/84→06/87	F	17278.0*	4	17278	304	258	105	11.5	587009	*use 17 278 11,50 00 4	8103080008	40	
		R	17278.0*	4	17278	304	258	105	11.5	587009	*use 17 278 11,50 00 4	8103080008	40	
809, K, 811, 814, L, K, S, 817	07/87→	F	17278.3*	4	17278	308	259	105	13.5	587009	*use 17 278 13,50 00 4	8103080008	40	
		R	17278.3*	4	17278	308	259	105	13.5	587009	*use 17 278 13,50 00 4	8103080008	40	

LK/LN2-Series (8 & 8.6 to)

809, K 63-66kW	03/84→06/87	F	17280.0	4	17280	304	258	120	11.5	587009		8103080008	40	
		R	17280.0	4	17280	304	258	120	11.5	587009		8103080008	40	
809, K 63-66kW 811, K	07/87→ 03/94→	F	17280.3	4	17280	308	259	120	13.5	587009		8103080008	40	
		R	17280.3	4	17280	308	259	120	13.5	587009		8103080008	40	
814 F 817 F	05/86→ 03/96→	F	17280.0	4	17280	304	258	120	11.5	587009		8103080008	40	
		R	17280.3	4	17280	308	259	120	13.5	587009	07/87→	8103080008	40	
814, L, K, S 95-100kW 817, L, K, S, LS 116-125kW	03/84→06/87 01/86→06/87	F	17280.0	4	17280	304	258	120	11.5	587009		8103080008	40	
		R	17280.0	4	17287	304	258	135	11.5	587009	07/87→	8103080008	40	
814, L, K, S 95-100kW 817, L, K, S, LS 116-125kW	07/87→	F	17280.3	4	17280	308	259	120	13.5	587009		8103080008	40	
		R	17287.3	4	17287	308	257	135	13.5	587009		8103080008	40	

LK/LN2-Series (9 to)

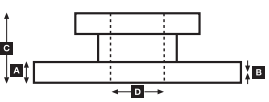
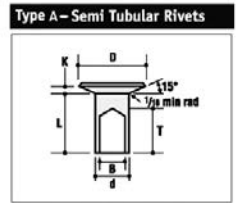
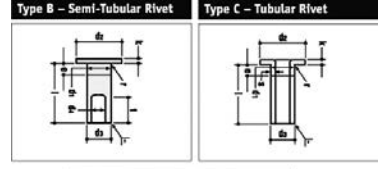
914 AK 95-100kW	02/87→	F	17290.0	4	17290	364	172	130	13.4			8162080001	56	
		R	17290.0	4	17950	364	131	130	15.5			8162080001	56	
914 AK 125kW/170PS	02/87→	F	17290.0	4	17290	364	172	130	13.4			8162080001	56	
		R	17290.0	4	17950	364	131	130	15.5			8162080001	56	
914 KO 95-100kW 917, K, KO 125kW/170PS	01/87→ 03/94→	F	17287.0	4	17287	304	258	135	11.5	587009		8103080008	40	
		R	17287.3	4	17287	308	257	135	13.5	587009	07/87→	8103080008	40	
		F	17287.0	4	17287	304	258	135	11.5	587009		8103080008	40	
		R	17287.3	4	17287	308	257	135	13.5	587009	07/87→	8103080008	40	
914 O 100kW/136PS	12/86→02/93	F	19506.0	4	19844	360	130	160	13.5	587009		8162080001	56	
		R	19506.3	4	19506	360	172	160	13.4	587009		8162080001	56	
		F	19506.3	4	19844	364	131	160	15.5	587009	10/88→	8162080001	56	
		R	17290.0	4	19506	364	172	160	15.4	587009		8162080001	56	
914, K 95-100kW	03/84→06/87	F	17290.0	4	17290	360	172	130	13.4			8162080001	56	
		R	17290.0	4	17950	364	130	13.5				8162080001	56	
914, K 95-100kW	07/87→	F	17290.0	4	17290	364	172	130	13.4			8162080001	56	
		R	17290.0	4	17950	364	130	13.5				8162080001	56	
917 AF 116-125kW 917 AK 125kW/170PS	02/87→ 03/94→	F	17290.0	4	17290	364	172	130	13.4			8162080001	56	
		R	17290.0	4	17950	364	131	130	15.5			8162080001	56	



587009 ↔ 195
 4



Rivet Ref	Head Size	Shank Ø x Shank Length	Drawing type	Head Shape	T = tubular S = semi-tubular	Material	Material Description
8103080008	15.5	8 x 12	Type C	Flat	T	Steel	1 x JURID RIVETS BAG INCLUDES 100 PCS
8162080001	15.5	8 x 15	Type C	Flat	T (Stepped)	Steel	1 x JURID RIVETS BAG INCLUDES 100 PCS





WVA

**...MERCEDES-BENZ****LK/LN2-Series (11 to)**

1114 AK 95-100kW	02/87→	F	19506.0	4	19844	360	130	160	13.5	587009		8162080001	56	
1114 O, LO 95-100kW	12/85→			4	19506	360	172	160	13.4	587009				
1114, L, K, S 95-100kW	03/84→	F	19506.3	4	19844	364	131	160	15.5	587009	10/88→	8162080001	56	
1117 A 116-125kW	06/87→			4	19506	364	172	160	15.4	587009				
1117 LO 125kW/170PS	03/96→	R	19506.0	4	19844	360	130	160	13.5	587009		8162080001	56	
1117 O, LO 116-125kW	03/84→			4	19506	360	172	160	13.4	587009				
1117 S, LS 116-125kW		R	19506.3	4	19844	364	131	160	15.5	587009	10/88→	8162080001	56	
1117, L, K 116-125kW	04/84→			4	19506	364	172	160	15.4	587009				
1117, L, K, S 125kW/170PS	03/96→													
1120 AF 150-155kW	02/87→													
1120 F 150-155kW	02/90→													
1120 L 125kW/170PS	08/84→													
1120 O, LO 150-155kW	02/92→													
1120, L 148-155kW	06/84→													
1124 AF 177kW/241PS	03/92→													
1124 F 155-177kW														
1120 S, LS 148-155kW	08/84→													

LK/LN2-Series (12 to)

1214	1994→	F	19506.3	4	19844	364	131	160	15.5	587009		8162080001	56	
1217 KO 125kW/170PS	03/94→			4	19506	364	172	160	15.4	587009				
1220	1994→	R	19506.3	4	19844	364	131	160	15.5	587009		8162080001	56	
1224				4	19506	364	172	160	15.4	587009				

LK/LN2-Series (13 to)

1314 AK 95-100kW	06/87→	F	19506.0	4	19844	360	130	160	13.5	587009		8162080001	56	
1314, K, KO 95-100kW	07/84→			4	19506	360	172	160	13.4	587009				
1317 AK 155kW/211PS	08/84→	F	19506.3	4	19844	364	131	160	15.5	587009	10/88→	8162080001	56	
1317 K 125kW/170PS	07/84→			4	19506	364	172	160	15.4	587009				
1317 KO 125kW/170PS	03/94→	R	19506.0	4	19844	360	130	160	13.5	587009		8162080001	56	
1317 S 125kW/170PS	03/96→			4	19506	360	172	160	13.4	587009				
1317, L, K 125kW/170PS		R	19506.3	4	19844	364	131	160	15.5	587009	10/88→	8162080001	56	
1317, L, S, LS 116-125kW	08/84→			4	19506	364	172	160	15.4	587009				
1320, L 125kW/170PS	10/84→													
1320, L, S, LS 148-155kW														
1324 L 150kW/204PS	01/91→													
1324, L, S, LS 170-177kW														

LK/LN2-Series (15/16 to)

1514, K, L 95-100kW	01/89→	F	19078.2	4	19505	364	173	200	15.8	587009		8103080008	56	
1517 K 116-125kW				4	19112	364	130	200	15.8	587009				
1517, L 116-125kW	10/88→	R	19078.2	4	19505	364	173	200	15.8	587009		8103080008	56	
1517, L, K 125kW/170PS	03/96→			4	19112	364	130	200	15.8	587009				
1520, L 150-155kW	01/89→													
1524, L 170-177kW	02/91→													
1614	1991→													
1617														

MB-Trac

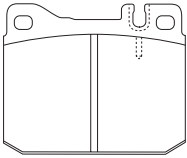
65/70, 700, 700 S/K, 800, 900, 900 Turbo,	07/73→12/91	F	2955405880	4	29581	374	90	74	15	FAI184				567142J
1000, 1100, 1300, 1300 Turbo,		R	2955405880	4	29581	374	90	74	15	FAI184				567142J
1400 Turbo, 1500, 1600, 1800 Intercooler														

MK-Series (14 to)

1417 A, AK	09/89→	F	19494.0	8	19494	410	175	163	17	587009	FAI203 Opt for 1st oversize	8162080002	64	
1417, K	07/89→	R	19494.0	8	19494	410	175	163	17	587009	FAI203 Opt for 1st oversize	8162080002	64	
1420, L, LS 155kW/211PS	02/90→													
1422 230kW/313PS	02/93→08/94													
1422 F	07/89→08/94													
1422 LS 200kW/272PS	02/93→08/94													
1422, L, LS, S	06/89→08/94													
1424, L, LS, S	02/93→													
1426 S, LS	06/89→09/93													
1427 F	02/93→													

2955405880
29554

ATE



587009

↔ 195



FAI184

↔ 300



FAI203

↔ 195

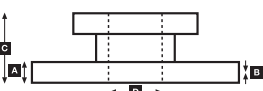
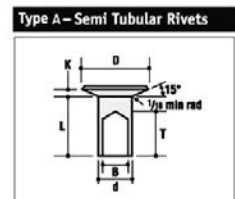
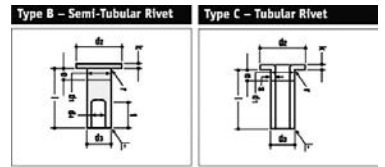


567142J

			A	B	C	D		Kg		ABS
	374	22	20.5	22	60.1	10x16.7		15.3		



Rivet Ref	Head Size	Shank Ø x Shank Length	Drawing type	Head Shape	T = tubular S = semi-tubular	Material	Material Description
8103080008	15.5	8 x 12	Type C	Flat	T	Steel	1 x JURID RIVETS BAG INCLUDES 100 PCS
8162080001	15.5	8 x 15	Type C	Flat	T (Stepped)	Steel	1 x JURID RIVETS BAG INCLUDES 100 PCS
8162080002	15.5	8 x 18	Type C	Flat	T (Stepped)	Steel	1 x JURID RIVETS BAG INCLUDES 100 PCS





WVA



!

**...MERCEDES-BENZ****MK/SK-Series (17 to)**

1717 AK 125kW/170PS	09/89→08/94	F	19494.0	8	19494	410	175	163	17	587009	FAI203 Opt for 1st oversize	8162080002	64	
1722 AK	12/88→08/94	R	19496.0	8	19496	410	177	223	17	587009	FAI203 Opt for 1st oversize	8162080002	64	
1726 AK 195kW/265PS	06/89→08/94													
1729 AK 213kW/290PS	07/88→09/93													
1735 AK	08/89→08/94													
1717, L, K 129kW/175PS	09/89→08/94	F	19495.0	8	19495	410	177	183	17	587009	FAI203 Opt for 1st oversize	8162080002	64	
1720 S 155kW/211PS	02/90→08/94	R	19496.0	8	19496	410	177	223	17	587009	FAI203 Opt for 1st oversize	8162080002	64	
1720, L	02/90→													
1722, K, L, S	12/88→08/94													
1726, K, L, LS, S														
1729, K, L, LS, S	07/88→08/94													
1733, L, LS, S	01/89→07/92													
1735, K, L, LS, S	07/88→08/94													
1748, L, LS, S	07/88→07/92													

MK/SK-Series (18 to)

1820 AK 155kW/211PS	07/93→	F	19494.0	8	19494	410	175	163	17	587009	FAI203 Opt for 1st oversize	8162080002	64	
1824 AK	01/94→	R	19496.0	8	19496	410	177	223	17	587009	FAI203 Opt for 1st oversize	8162080002	64	
1824 K	08/92→													
1831 AK 230kW/313PS	05/91→													
1831 K 230kW/313PS	07/92→													
1838 AK	12/92→													
1838 K	12/90→													
1853 AK 390kW/530PS	01/96→													
1820 S 155kW/211PS	05/92→	F	19495.0	8	19495	410	177	183	17	587009	FAI203 Opt for 1st oversize	8162080002	64	
1820, L 155kW/211PS	01/91→	R	19496.0	8	19496	410	177	223	17	587009	FAI203 Opt for 1st oversize	8162080002	64	
1824, L 180kW/245PS	08/92→													
1827, L, S, LS 200kW/272PS	12/90→													
1831, L, S, LS 230kW/313PS														
1834, L, S, LS 250kW/340PS	01/91→													
1838, L, S, LS	12/90→													
1840 LS 280kW/381PS	07/91→07/92													
1844, L, S, LS 320kW/435PS	11/91→													
1850, L, S, LS	12/90→													
1853, L, S, LS 390kW/530PS	01/96→													

MK/SK-Series (19 to)

1922 AK	08/89→08/94	F	19494.0	8	19494	410	175	163	17	587009	FAI203 Opt for 1st oversize	8162080002	64	
1929 A	07/88→08/94	R	19496.0	8	19496	410	177	223	17	587009	FAI203 Opt for 1st oversize	8162080002	64	
1929 AS, AK														
1935 AS, AK	05/89→08/94													
1922, K, S	05/89→08/94	F	19495.0	8	19495	410	177	183	17	587009	FAI203 Opt for 1st oversize	8162080002	64	
1929, K, L, S	07/88→08/94	R	19496.0	8	19496	410	177	223	17	587009	FAI203 Opt for 1st oversize	8162080002	64	
1935 K	05/89→08/94													
1935, S 269kW/366PS														
1948	09/88→07/92													

MK/SK-Series (20 to)

2024, K, AK 180kW/245PS	02/93→	F	19494.0	8	19494	410	175	163	17	587009	FAI203 Opt for 1st oversize	8162080002	64	
2031 A	03/92→	R	19495.0	8	19495	410	177	183	17	587009	FAI203 Opt for 1st oversize	8162080002	64	
2031, A, S, AS 230kW/313PS														
2038 AS 320kW/435PS	12/92→													
2038, S, AS 280kW/381PS	11/91→													
2044, S 320kW/435PS	01/92→													
2050, S	01/91→													

MK/SK-Series (22 to)

2220 L (6x2/4) 147kW/200PS	1989→	F1	19494.0	8	19494	410	175	163	17	587009	FAI203 Opt for 1st oversize	8162080002	64	
		F2	19494.0	8	19494	410	175	163	17	587009	FAI203 Opt for 1st oversize	8162080002	64	
		R	19495.0	8	19495	410	177	183	17	587009	FAI203 Opt for 1st oversize	8162080002	64	

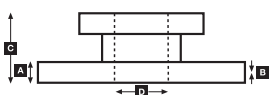
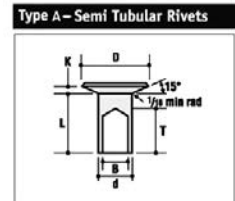
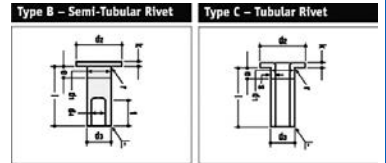


587009 ↔ 195
 4

FAI203 ↔ 195
 4



Rivet Ref	Head Size	Shank Ø x Shank Length	Drawing type	Head Shape	T = tubular S = semi-tubular	Material	Material Description
8162080002	15.5	8 x 18	Type C	Flat	T (Stepped)	Steel	1 x JURID RIVETS BAG INCLUDES 100 PCS





WVA



!

**...MERCEDES-BENZ****MK/SK-Series (24 to) 6x2**

2429, L	07/88→08/94	F	19495.0	8	19495	410	177	183	17	587009	FAI203 Opt for 1st oversize	8162080002	64	
2433, L	05/89→07/92	R	19496.0	8	19496	410	177	223	17	587009	FAI203 Opt for 1st oversize	8162080002	64	
2435, L	07/88→08/94		19494.0	8	19494	410	175	163	17	587009	Auxiliary axle/FAI203 Opt for 1st oversize	8162080002	64	
2448, L	07/88→07/92													

MK/SK-Series (24 to) 6x4

2422, K, B	09/89→08/94	F	19495.0	8	19495	410	177	183	17	587009	FAI203 Opt for 1st oversize	8162080002	64	
2426, B 195kW/265PS	01/90→08/94	R	19495.0	8	19495	410	177	183	17	587009	FAI203 Opt for 1st oversize	8162080002	64	
2429, K, S	07/88→08/94													
2433 K 249kW/330PS	09/89→07/92													
2435, K, S	07/88→08/94													
2448 S	07/88→07/92													

MK/SK-Series (24 to)

2420, L (6x2/2/4)	02/90→08/94	F	19495.0	8	19495	410	177	183	17	587009	FAI203 Opt for 1st oversize	8162080002	64	
2422, L (6x2/2/4)	09/89→08/94	R	19496.0	8	19496	410	177	223	17	587009	FAI203 Opt for 1st oversize	8162080002	64	
2426 L (6x2/4)	02/90→08/94		19495.0	8	19495	410	177	183	17	587009	Auxiliary axle/FAI203 Opt for 1st oversize	8162080002	64	
2429 S, LS (6x2/4)	07/88→08/94													
2433 S, LS (6x2/4)	05/89→07/92													
2435 S, LS (6x2/2/4)	07/88→08/94													
2448 LS (6x2/4)	07/88→07/92													

MK/SK-Series (25 to) 6x4

2524, K 180kW/245PS	06/92→	F	19495.0	8	19495	410	177	183	17	587009	FAI203 Opt for 1st oversize	8162080002	64	
2527 B 200kW/272PS	03/91→	R	19495.0	8	19495	410	177	183	17	587009	FAI203 Opt for 1st oversize	8162080002	64	
2527, K 200kW/272PS	10/93→													
2534 K 250kW/340PS	01/91→													
2538	03/91→													
2538 K														
2550 S	01/91→													
2553 S 390kW/530PS	01/96→													

MK/SK-Series (25 to)

2524, L (6x2/2/4)	06/92→	F	19495.0	8	19495	410	177	183	17	587009	FAI203 Opt for 1st oversize	8162080002	64	
2527 L (6x2/4)	09/92→	R	19496.0	8	19496	410	177	223	17	587009	FAI203 Opt for 1st oversize	8162080002	64	
2531, L (6x2/2/4)	12/90→		19495.0	8	19495	410	177	183	17	587009	Auxiliary axle/FAI203 Opt for 1st oversize	8162080002	64	
2534 S, LS (6x2/4) 250kW/340PS	01/91→													
2538 S (6x2/4) 370kW/503PS	03/91→													
2538 S, LS (6x2/4)														
2534, L (6x2) 250kW/340PS	01/91→	F	19495.0	8	19495	410	177	183	17	587009	FAI203 Opt for 1st oversize	8162080002	64	
2538 (6x2) 370kW/503PS	03/91→	R	19496.0	8	19496	410	177	223	17	587009	FAI203 Opt for 1st oversize	8162080002	64	
2538, L (6x2) 280kW/381PS			19494.0	8	19494	410	175	163	17	587009	Auxiliary axle/FAI203 Opt for 1st oversize	8162080002	64	
2538, L (6x4/6x2) 320kW/435PS														
2544, L, S (6x2) 320kW/435PS	01/92→													
2550, L (6x2)	01/91→													
2553, L (6x2) 390kW/530PS	01/96→													

MK/SK-Series (26 to) 6x4

2629 B	07/88→08/94	F	19495.0	8	19495	410	177	183	17	587009	FAI203 Opt for 1st oversize	8162080002	64	
2629 K		R	19495.0	8	19495	410	177	183	17	587009	FAI203 Opt for 1st oversize	8162080002	64	
2629, S														
2631	06/92→													
2631 S, B 230kW/313PS														
2635, K, S	07/88→08/94													
2638, K, S	09/91→													
2644, S 320kW/435PS	01/92→													
2648 S	12/88→07/92													
2650, S 370kW/503PS	07/92→													

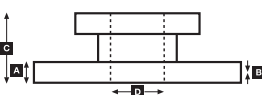
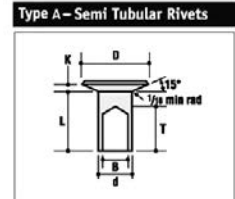
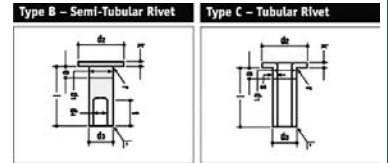


587009 ↔ 195


FAI203 ↔ 195




Rivet Ref	Head Size	Shank Ø x Shank Length	Drawing type	Head Shape	T = tubular S = semi-tubular	Material	Material Description
8162080002	15.5	8 x 18	Type C	Flat	T (Stepped)	Steel	1 x JURID RIVETS BAG INCLUDES 100 PCS





WVA



!

**...MERCEDES-BENZ****MK/SK-Series (26 to) 6x6**

2629 A	07/88→08/94	F	19494.0	8	19494	410	175	163	17	587009	FAI203 Opt for 1st oversize	8162080002	64	
2629 AK		R	19495.0	8	19495	410	177	183	17	587009	FAI203 Opt for 1st oversize	8162080002	64	
2629 AS														
2631 A 230kW/313PS	06/92→													
2631 AK 230kW/313PS														
2631 AS 230kW/313PS														
2635 A	02/90→08/94													
2635 AK														
2635 AS	02/90→													
2638 AK	09/91→													
2638 AS	07/92→													
2632 for Eaton-axle		F	19494.0	8	19494	410	175	163	17	587009	FAI203 Opt for 1st oversize	8162080002	64	
		R	19896.0	8	19896	419	196	178	18			93683	112	

MK/SK-Series (32 to)

3228 B, K (8x4/4) 206kW/280PS	1989→	F1	19494.0	8	19494	410	175	163	17	587009	FAI203 Opt for 1st oversize	8162080002	64	
		F2	19494.0	8	19494	410	175	163	17	587009	FAI203 Opt for 1st oversize	8162080002	64	
		R1	17238.0	8	17238	410	175	143	17	587009		8162080001	64	
		R2	17238.0	8	17238	410	175	143	17	587009		8162080001	64	
3236 A (6x6) 261kW/355PS 3250 A (6x6) 368kW/500PS	1989→	F	19494.0	8	19494	410	175	163	17	587009	FAI203 Opt for 1st oversize	8162080002	64	
		R1	19494.0	8	19494	410	175	163	17	587009	FAI203 Opt for 1st oversize	8162080002	64	
		R2	19494.0	8	19494	410	175	163	17	587009	FAI203 Opt for 1st oversize	8162080002	64	

MK/SK-Series (32-35 to)

3229	09/89→08/94	F	19495.0	8	19495	410	177	183	17	587009	FAI203 Opt for 1st oversize	8162080002	64	
3229 K, B	09/89→07/92	R	19495.0	8	19495	410	177	183	17	587009	FAI203 Opt for 1st oversize	8162080002	64	
3233 K, B 250kW/340PS	10/90→07/92													
3234 K, B 250kW/340PS	02/92→													
3235 260kW/354PS	10/88→07/92													
3235 K 260kW/354PS	07/87→07/92													
3238	10/90→													
3253 390kW/530PS	01/96→													
3534 K 250kW/340PS	10/93→													
3535 AK	02/90→08/94													
3535 K, B	10/88→08/94													
3538 AK	03/91→													
3538 K														
3550 S	05/92→													

MK/SK-Series (32-38 to)

3250 AF (6x6) 368kW/500PS	1989→	F	19494.0	8	19494	410	175	163	17	587009	FAI203 Opt for 1st oversize	8162080002	64	
3850 A (6x6) 368kW/500PS		R	19495.0	8	19495	410	177	183	17	587009	FAI203 Opt for 1st oversize	8162080002	64	
3850 AS (6x6) 368kW/500PS														

NG-Series (10 to)

1013 A, AK, KO 96kW/130PS	02/76→12/86	F	17682.0	8	17682	410	175	123	17			8162080002	64	
1017 A 124kW/168PS	11/75→02/91	R	17682.0	8	17682	410	175	123	17			8162080002	64	
1017 AF 124kW/168PS	11/75→09/85													
1017 AK 124kW/168PS	02/76→12/84													
1017 AS 124kW/168PS	04/77→09/85													
1017 KO, F 124kW/168PS	11/75→09/85													
1019, F, AF 140kW/190PS	1976→1986													



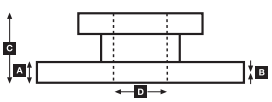
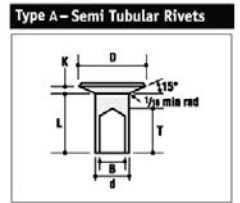
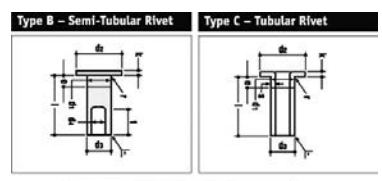
587009 ↔ 195
 4



FAI203 ↔ 195
 4



Rivet Ref	Head Size	Shank Ø x Shank Length	Drawing type	Head Shape	T = tubular S = semi-tubular	Material	Material Description
8162080001	15.5	8 x 15	Type C	Flat	T (Stepped)	Steel	1 x JURID RIVETS BAG INCLUDES 100 PCS
8162080002	15.5	8 x 18	Type C	Flat	T (Stepped)	Steel	1 x JURID RIVETS BAG INCLUDES 100 PCS
93683	12.25	6.35 x 13	Type A	Conical	S	Steel	1 x JURID RIVETS BAG INCLUDES 100 PCS





...MERCEDES-BENZ

NG-Series (12 to)

1213 AKO, K, AK 96kW/130PS	09/75→05/86	F	17682.0	8	17682	410	175	123	17			8162080002	64	
1213 A, S, AS, KO 96kW/130PS		R	17682.0	8	17682	410	175	123	17			8162080002	64	
1217 KO, K, AK 124kW/168PS	09/75→09/85													
1217, L, A, S, LS, AS 124kW/168PS														
1214, A 100kW/136PS	1986→1988	F	17238.0	8	17238	410	175	143	17	587009		8162080001	64	
1217 CA 125kW/170PS	1983→1988	R	17238.0	8	17238	410	175	143	17	587009		8162080001	64	
1219 A 141kW/192PS	09/75→12/82													
1219 AK 141kW/192PS	09/75→12/84													
1219, S, F, AF, K 141kW/192PS	09/75→09/84													
1222 A 159kW/216PS	05/82→10/90													
1225 AF 184kW/250PS	1983→1988													
1222 F, AF 159kW/216PS	05/82→12/91	F	17682.0	8	17682	410	175	123	17			8162080002	64	
1222, S 159kW/216PS	07/82→02/90	R	17238.0	8	17238	410	175	143	17	587009		8162080001	64	

NG-Series (14 to)

1414, K 100kW/136PS	04/84→03/91	F	17238.0	8	17238	410	175	143	17	587009		8162080001	64	
1417 C, CA, CK, CAK		R	17238.0	8	17238	410	175	143	17	587009		8162080001	64	
1419 C, CL 141kW/192PS	05/83→06/85													
1420, L 150kW/204PS	07/85→03/91													
1422, L, S, LS, F 159kW/216PS	05/82→10/90													
1425 S, LS 184kW/250PS	11/82→03/91													

NG-Series (16 to)

1614, K 100kW/136PS	04/84→03/91	F	19494.0	8	19494	410	175	163	17	587009	FAI203 Opt for 1st oversize	8162080002	64	
1617, C, S, K, L 125kW/170PS	1989→1991	R	19494.0	8	19494	410	175	163	17	587009	FAI203 Opt for 1st oversize	8162080002	64	
1620, L 150kW/204PS	07/85→03/91													
1622 K, AK 159kW/216PS	05/82→10/89													
1622 S 159kW/216PS	05/82→03/91													
1622, L														
1628 A 206kW/280PS	01/80→05/89													
1617 C, CL, CS, CK, CAK 125kW/170PS	04/84→03/91	F	17238.0	8	17238	410	175	143	17	587009		8162080001	64	
1619 C, CL 141kW/192PS	06/83→06/85	R	19494.0	8	19494	410	175	163	17	587009	FAI203 Opt for 1st oversize	8162080002	64	
1625 AK 184kW/250PS	10/80→11/89													
1625, K, L, S, LS 184kW/250PS	05/80→10/89	F	19494.0	8	19494	410	175	163	17	587009	FAI203 Opt for 1st oversize	8162080002	64	
		R	19495.0	8	19495	410	177	183	17	587009	FAI203 Opt for 1st oversize	8162080002	64	
1628, L, S, LS 206kW/280PS	01/80→05/89	F	19494.0	8	19494	410	175	163	17	587009	FAI203 Opt for 1st oversize	8162080002	64	
1633, L, S, LS 243kW/330PS	10/80→05/87	R	19494.0	8	19494	410	175	163	17	587009	FAI203 Opt for 1st oversize	8162080002	64	
1635, L, S, LS, K 260kW/354PS	02/86→07/89		19495.0	8	19495	410	177	183	17	587009	Opt/FAI203 Opt for 1st oversize	8162080002	64	
1636, L, S, LS 261kW/355PS	12/83→03/91													
1638, S, LS 276kW/375PS	11/80→12/86													
1644, S, LS 320kW/435PS	06/86→08/89													

NG-Series (19 to)

1922 159kW/216PS	10/81→10/90	F	19494.0	8	19494	410	175	163	17	587009	FAI203 Opt for 1st oversize	8162080002	64	
1922 S, K, AK 141kW/192PS	10/81→03/91	R	19495.0	8	19495	410	177	183	17	587009	FAI203 Opt for 1st oversize	8162080002	64	
1928 A, S, LS, AS, K, AK 206kW/280PS	01/80→03/91													
1928, L 206kW/280PS	01/80→05/89													
1933, S, LS 243kW/330PS	11/80→03/91													
1935 AK	09/87→03/91													
1935, S, LS 260kW/354PS	02/86→09/89													
1936, S, LS, AS, K, AK 261kW/355PS	10/81→03/91													
1938, S, LS 276kW/375PS	11/80→06/90													
1944, S, LS 320kW/435PS	10/85→12/89													

NG-Series (20 to)

2025 S 184kW/250PS	08/83→03/91	F	19494.0	8	19494	410	175	163	17	587009	FAI203 Opt for 1st oversize	8162080002	64	
2028 LS 206kW/280PS	01/80→06/89	R	19495.0	8	19495	410	177	183	17	587009	FAI203 Opt for 1st oversize	8162080002	64	
2033 LS 243kW/330PS	12/81→05/87													
2035 S, LS 260kW/354PS	06/86→07/89													
2036 LS 261kW/355PS	03/84→03/91													
2028 A (6x6) 206kW/280PS	1980→1991	F	19494.0	8	19494	410	175	163	17	587009	FAI203 Opt for 1st oversize	8162080002	64	
		R	19494.0	8	19494	410	175	163	17	587009	FAI203 Opt for 1st oversize	8162080002	64	

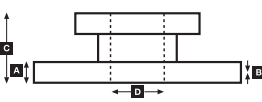
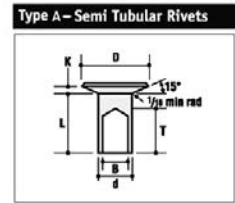
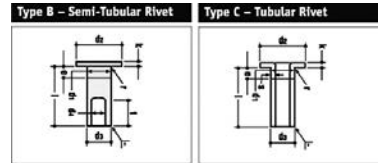


587009 ↔ 195
 4

FAI203 ↔ 195
 4



Rivet Ref	Head Size	Shank Ø x Shank Length	Drawing type	Head Shape	T = tubular S = semi-tubular	Material	Material Description
8162080001	15.5	8 x 15	Type C	Flat	T (Stepped)	Steel	1 x JURID RIVETS BAG INCLUDES 100 PCS
8162080002	15.5	8 x 18	Type C	Flat	T (Stepped)	Steel	1 x JURID RIVETS BAG INCLUDES 100 PCS





...MERCEDES-BENZ

NG-Series (22 to)

2219, C, CL 141kW/192PS	02/83→09/85	F	19494.0	8	19494	410	175	163	17	587009	FAI203 Opt for 1st oversize	8162080002	64	
2220, L 147kW/200PS	→1988	R	19494.0	8	19494	410	175	163	17	587009	FAI203 Opt for 1st oversize	8162080002	64	
2222, L 159kW/216PS	05/82→03/91		17238.0	8	17238	410	175	143	17	587009	Auxiliary axle	8162080001	64	
2219, L, K, KO 141kW/192PS	06/76→01/87	F	19494.0	8	19494	410	175	163	17	587009	FAI203 Opt for 1st oversize	8162080002	64	
2220 (6x2/4) 147kW/200PS	1975→1984	R	19494.0	8	19494	410	175	163	17	587009	FAI203 Opt for 1st oversize	8162080002	64	
2222 (6x2/4) 162kW/220PS														
2228, S 206kW/280PS	12/79→03/91													
2233, S 243kW/330PS	11/80→05/87													
2235 K 260kW/354PS	03/86→07/89													
2236 S 261kW/355PS	12/84→03/91													
2238 S 276kW/375PS	01/81→12/86													
2244 S 320kW/435PS	10/85→07/89													
2220, L 150kW/204PS	07/85→03/91	F	19494.0	8	19494	410	175	163	17	587009	FAI203 Opt for 1st oversize	8162080002	64	
		R	19495.0	8	19495	410	177	183	17	587009	FAI203 Opt for 1st oversize	8162080002	64	
2222 B, K	05/82→03/91	F	19494.0	8	19494	410	175	163	17	587009	FAI203 Opt for 1st oversize	8162080002	64	
2225 184kW/250PS	04/85→03/91	R	17238.0	8	17238	410	175	143	17	587009		8162080001	64	
2225 B 184kW/250PS	08/83→03/91													
2228, L 206kW/280PS	12/79→03/91	F	19494.0	8	19494	410	175	163	17	587009	FAI203 Opt for 1st oversize	8162080002	64	
2232 L (6x2) 243kW/330PS	1980→1986	R	19495.0	8	19495	410	177	183	17	587009	FAI203 Opt for 1st oversize	8162080002	64	
2233, L 243kW/330PS	11/80→05/87		19494.0	8	19494	410	175	163	17	587009	Auxiliary axle/FAI203 Opt for 1st oversize	8162080002	64	
2235, L, S, LS 260kW/354PS	03/86→07/89													
2236 261kW/355PS	09/82→03/91													
2238, L 276kW/375PS	01/81→12/86													
2244, L 320kW/435PS	10/85→07/89													

NG-Series (24 to)

2419, K (6x4)	1975→	F	19494.0	8	19494	410	175	163	17	587009	FAI203 Opt for 1st oversize	8162080002	64	
2421, K (6x4)	1982→	R	17238.0	8	17238	410	175	143	17	587009		8162080001	64	

NG-Series (26 to)

2624 A, AK (6x6) 177kW/240PS	→1989	F	19494.0	8	19494	410	175	163	17	587009	FAI203 Opt for 1st oversize	8162080002	64	
2624, S, K (6x4) 177kW/240PS		R1	19494.0	8	19494	410	175	163	17	587009	FAI203 Opt for 1st oversize	8162080002	64	
2626 AK, A, AS, AB, LAK (6x6) 191kW/260PS	1973→1989	R2	19494.0	8	19494	410	175	163	17	587009	Trailing axle/FAI203 Opt for 1st oversize	8162080002	64	
2626, K, B, LK, S (6x4) 191kW/260PS														
2628 A 331kW/450PS	01/90→03/91													
2628 A, AS, AK 206kW/280PS	02/80→03/91													
2628 B 206kW/280PS	02/80→08/89													
2628, S, K 206kW/280PS	02/80→03/91													
2632 A, AS (6x6) 236kW/320PS	1973→1989													
2632 AK, LAK (6x6) 236kW/320PS														
2633, S 243kW/330PS	05/82→05/87													
2635 S, AS, AK 269kW/366PS	09/87→03/91													
2635, S 260kW/354PS	04/86→03/91													
2636 A	11/81→03/91													
2636 AS, AK 261kW/355PS														
2636, S, K 261kW/355PS														
2638 S 276kW/375PS	01/81→12/86													
2644 S 320kW/435PS	10/85→02/90													

NG-Series (30/32 to)

3025 B	12/85→07/87	F	19494.0	8	19494	410	175	163	17	587009	FAI203 Opt for 1st oversize	8162080002	64	
3228 B 206kW/280PS	07/87→03/91	R	17238.0	8	17238	410	175	143	17	587009		8162080001	64	
3025 K 184kW/250PS	12/85→07/87	F	19494.0	8	19494	410	175	163	17	587009	FAI203 Opt for 1st oversize	8162080002	64	
3028 K, B 206kW/280PS		R	19494.0	8	19494	410	175	163	17	587009	FAI203 Opt for 1st oversize	8162080002	64	
3228 K 206kW/280PS	07/87→03/91													
3229 B, K (8x4/4) 213kW/290PS	1989→1991													
3236 A (8x8) 261kW/355PS														
3250 A 368kW/500PS	09/85→08/94													
3038 S (6x4) 276kW/375PS	1989→1991	F	19495.0	8	19495	410	177	183	17	587009	FAI203 Opt for 1st oversize	8162080002	64	
3235, K (8x4/4) 269kW/366PS		R1	19495.0	8	19495	410	177	183	17	587009	FAI203 Opt for 1st oversize	8162080002	64	
		R2	19495.0	8	19495	410	177	183	17	587009	Trailing axle/FAI203 Opt for 1st oversize	8162080002	64	

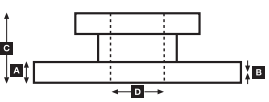
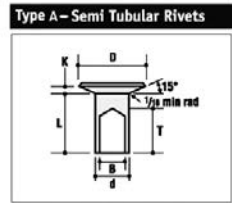
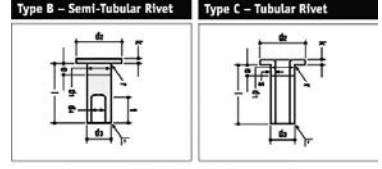


587009 ↔ 195
 4

FAI203 ↔ 195
 4



Rivet Ref	Head Size	Shank Ø x Shank Length	Drawing type	Head Shape	T = tubular S = semi-tubular	Material	Material Description
8162080001	15.5	8 x 15	Type C	Flat	T (Stepped)	Steel	1 x JURID RIVETS BAG INCLUDES 100 PCS
8162080002	15.5	8 x 18	Type C	Flat	T (Stepped)	Steel	1 x JURID RIVETS BAG INCLUDES 100 PCS





WVA



!



...MERCEDES-BENZ

NG-Series (32 to)

3250 AF 368kW/500PS	09/85→08/94	F	19494.0	8	19494	410	175	163	17	587009	FAI203 Opt for 1st oversize	8162080002	64	
		R	19495.0	8	19495	410	177	183	17	587009	FAI203 Opt for 1st oversize	8162080002	64	

NG-Series (32-48 to)

3229, B, K (8x4/4) 3235, K (8x4/4)	1983→1988	F	19494.0	8	19494	410	175	163	17	587009	FAI203 Opt for 1st oversize	8162080002	64		
		R	19494.0	8	19494	410	175	163	17	587009	FAI203 Opt for 1st oversize	8162080002	64		
3328 (8x4/2) 206kW/280PS 3328 B, K 206kW/280PS 3336 AK 261kW/355PS 3336, S, K 261kW/355PS	07/82→07/87	F	19494.0	8	19494	410	175	163	17	587009	FAI203 Opt for 1st oversize	8162080002	64		
	09/86→11/91														
	12/82→11/91														
	1989→1991														
	1983→1988														
3528 B, K (8x4/4) 260kW/354PS 3536 (8x4/4) 261kW/355PS 3850 AS (8x8) 368kW/500PS 4050 A (8x8) 368kW/500PS 4850 A (8x8) 368kW/500PS															

NG-Series (35 to)

3535 AK 260kW/354PS 3535 K	09/87→02/90	F	19495.0	8	19495	410	177	183	17	587009	FAI203 Opt for 1st oversize	8162080002	64	
	09/87→01/89	R	19495.0	8	19495	410	177	183	17	587009	FAI203 Opt for 1st oversize	8162080002	64	
3850 A 368kW/486PS	09/85→08/94													

NG-Series (38 to)

3824 (6x4, 6x6)	1984→	F	17285.0*	8	17285	440	190	140	10		*use 17 285 10,00 60 8	8162080002	64		
			19494.0	8	19494	410	175	163	17	587009	Opt/FAI203 Opt for 1st oversize	8162080002	64		
		R	19160.0*	8	19160	440	186	170	15			*use 19 160 15,00 00 8	8162080002	64	
			19494.0	8	19494	410	175	163	17	587009	Opt/FAI203 Opt for 1st oversize	8162080002	64		

Powerliner Series

1820, 1827, 1831, 1834, 838, 1844, 1850 - 22.5" Wheel Size Knorr SB/SN7...	01/91→	F	2925305390	4	29253	430	247.5	109.5	30					567751J
---	--------	---	------------	---	-------	-----	-------	-------	----	--	--	--	--	---------

Unimog

54, 65, 66, 70, 80, 84, 90, 100, 110, 125 40-125kW	1973→04/92	R	2955405880	4	29581	374	90	74	15	FAI184	Opt 19mm Thick			567142J
			29 581 19,00 40 4	4	29581	374	90	74	19	FAI184		567142J		
72, 800L 53-72kW	1977→04/92	R	2955405880	4	29581	374	90	74	15	FAI184				567142J
900, 1000, 1100, 1200, 1300 L, 1300 LL 62-125kW 120, 1300, 1500, 1700 L 115kW	1974→04/92	R	FCV959	4	29765	374	150	81	20					567142J
120, 1300, 1500, 1700 L 177kW 90, 110, 140, 600, 650/L, 1100 T, 1250, 1650 L, 1700/T, 1750/L, 2100, 2150/L, 2400, 2450/L 177kW	1974→	F	FCV958	8	29764	374	150	81	20					567142J

Zetros

118 A 4X4	09/08→	F	19495.0	8	19495	410	177	183	17			8162080002	64	
2733 A 6X6		R	19496.0	8	19496	410	177	223	17			8162080002	64	

NISSAN

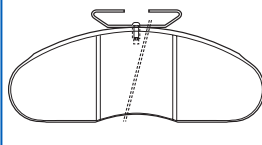
Eco-T/Atleon Range

100 L35/50 135 L 60/70/80 - M90	01/97→	F	572374J	4	20984		167	62	17					
			2930209560	4	29039		176	80	22					
160 - 110/130 - 200	01/97→	R	2930209560	4	29039		176	80	22					
			2910009560	4	29100		214	112	25					
			2910009560	4	29100		214	112	25					

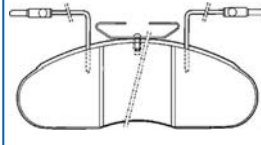
Trade

2.0, 2.8 Diesel, 2.8 i, 3.0, 75, 100 →78kW	01/87→	F	572374J	4	20984	263	167	62	17					561998J 561998JC 561708J
			571368J	4	29706	263	167	62	17					

571368J
29071 TRW



572374J
20984 BDX

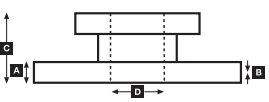
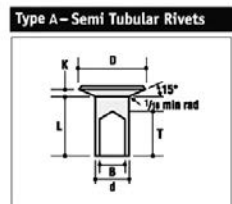
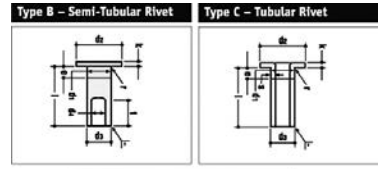


567954J

			A	B	C	D		Kg		ABS
	276	24	21	44.5	102	10x10.6		6.6		



Rivet Ref	Head Size	Shank Ø x Shank Length	Drawing type	Head Shape	T = tubular S = semi-tubular	Material	Material Description
8103060007	11.5	6 x 15	Type C	Flat	T	Steel	1 x JURID RIVETS BAG INCLUDES 100 PCS
93038	9.5	5 x 10	Type C	Flat	T	Steel	1 x JURID RIVETS BAG INCLUDES 100 PCS





WVA



!



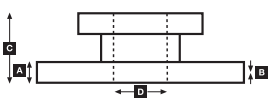
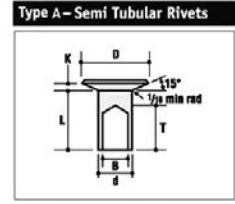
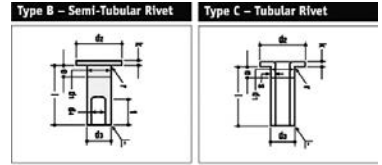
#

**...RENAULT TRUCKS****...Berliet**

G170 (4x2)	1983→	F	19049.0	2	19049	414	347	150	12.5			8103060007	96	
G260	1982→			2	19199	414	286	150	12.5					
G260.17 TD (4x2)	1983→	R	19657.0	4	19463	414	374	175	13.5			8162080002	72	
GBH 12 (6x4)	1974→													
GBH 260 (6x4)	1975→1979													
GBH 280 (6x4)	1976→													
GBH 280 (6x6)	10/78→													
GBH 280 (6x6) Turbo	07/86→06/88													
GF 151 (4x2)	1980→													
GLR 190, 230	1978→													
GLR 190, A														
GLR 190, GLS 190	1974→													
GLR 230 (4x4)	04/80→													
GLR 230, A	1978→													
GR 190/191/205/230/231, A, B, BOM	1974→													
GR 191 B BOM	1979→													
GR 191, A	1978→													
GR 231, A														
GR 250, TR 250	05/72→													
GR 260, TR 260														
GR 280, TR 280														
GR 300, TR 300														
GR 305, Turbo	1977→													
GR 320, TR 320	1974→													
GR 350 (4x2)	1977→													
GR 350, Turbo														
GRH 230, 305	1976→1980													
GRH 305 (6x4)	1977→													
GRH 350 (6x4)														
TLM 280	1980→													
TLM/TLR280	1977→													
TLR 280-1	10/77→													
TLR 280-C	1974→													
TR 280, A														
TR 280, 305, 350	1974→1980													
TRH 320 TS (6x4)														
TRH 350 TS (6x4) Turbo														
GB131	1978→	F	17 747 12,50 60 3	2	17748	414	284	125	12.5			8103060007	96	
				2	17747	414	345	125	12.5					
		R	19049.0	2	19049	414	347	150	12.5			8103060007	96	
				2	19199	414	286	150	12.5					
GB/GC/GF191, 231, A/B	1978→	F	17 747 12,50 60 3	2	17748	414	284	125	12.5			8103060007	96	
				2	17747	414	345	125	12.5					
		R	19049.0	2	19049	414	347	150	12.5			8103060007	96	
				2	19199	414	286	150	12.5					
GBD	1974→1978	F	19049.0	2	19049	414	347	150	12.5			8103060007	96	
GC 190, GF 190				2	19199	414	286	150	12.5					
GC 191, A, B BOM	1978→	R	19049.0	2	19049	414	347	150	12.5			8103060007	96	
GC 230	1979→			2	19199	414	286	150	12.5					
GC 231, A, Turbo	1978→													
GF 191, A														
GF 231, A														
GLC 190	1974→													
GR 280	1973→													
GR 280, A, B														
GRH 235, R (6x4)	1978→													
GBH 260, 280	1975→1980	F	19049.0	2	19049	414	347	150	12.5			8103060007	96	
GR 250/260	1971→1974			2	19199	414	286	150	12.5					
GR 305, 320, 350, A, B, Turbo	1974→1980													
TBH 12, 260, 280	1976→1980													



Rivet Ref	Head Size	Shank Ø x Shank Length	Drawing type	Head Shape	T = tubular S = semi-tubular	Material	Material Description
8103060007	11.5	6 x 15	Type C	Flat	T	Steel	1 x JURID RIVETS BAG INCLUDES 100 PCS
8162080002	15.5	8 x 18	Type C	Flat	T (Stepped)	Steel	1 x JURID RIVETS BAG INCLUDES 100 PCS





...RENAULT TRUCKS

...Berliet

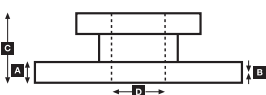
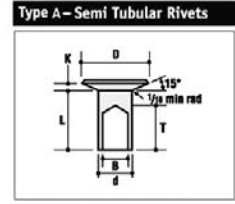
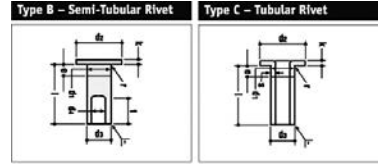
GBH 260, 280 TBH 12, 260, 280 TRH 305, 320, 350 (33T)	1981→	F	19049.0	2	19049	414	347	150	12.5				8103060007	96	
					2	19199	414	286	150	12.5					
	1977→	R1	19657.0	4	19463	414	374	175	13.5				8162080002	72	
		R2	19657.0	4	19463	414	374	175	13.5				8162080002	72	
GC/GF190, 191, 231, A/B/Turbo GR 230 (6x4) GRH 230, 235, 305 TRH 305, 320, 350 (26T)	1978→	F	19049.0	2	19049	414	347	150	12.5				8103060007	96	
	1976→1979			2	19199	414	286	150	12.5						
	1978→	R1	19049.0	2	19049	414	347	150	12.5				8103060007	96	
		R2	19049.0	2	19049	414	347	150	12.5				8103060007	96	
	1977→				2	19199	414	286	150	12.5					
					2	19199	414	286	150	12.5					
GLR 10M3, 160, 200	1969→1980	F	17 747 12,50 60 3	2	17748	414	284	125	12.5				8103060007	96	
		R	19657.0	4	19463	414	374	175	13.5				8162080002	72	
GR 250/260 GR 305, 320, 350, A, B, Turbo	1971→1974	R	19657.0	4	19463	414	374	175	13.5				8162080002	72	
	1974→1980														
TB 191, 231 TF 230 Turbo	1978→	F	17 747 12,50 60 3	2	17748	414	284	125	12.5				8103060007	96	
		R	19657.0	4	19463	414	374	175	13.5				8162080002	72	
	1977→1979	R1	19049.0	2	19049	414	347	150	12.5				8103060007	96	
		R2	19049.0	2	19049	414	347	150	12.5				8103060007	96	
					2	19199	414	286	150	12.5					
					2	19199	414	286	150	12.5					

C Series

C210, 230, 260, 280, 290 C230 TI 19 C280 TI 19 C300, 340i CBH340 CCH300 CLR220, 230	03/89→	F	19934.0	8	19934	414	187	150	18.5				8162080002	64	
	06/88→	R	19935.0	8	19935	414	187	175	18.5				8162080002	64	
	02/89→														
	06/88→														
	1988→														
	02/89→														
C210, 260, 290 CLR220	07/87→02/89	F	19934.0	8	19934	414	187	150	18.5				8162080002	64	
		R	19657.0	4	19463	414	374	175	13.5				8162080002	72	
C210, 260, 290 CLR220	1982→06/87	F	19049.0	2	19049	414	347	150	12.5				8103060007	96	
		R	19657.0	4	19463	414	374	175	13.5				8162080002	72	
C260	11/87→	F	19934.0	8	19934	414	187	150	18.5				8162080002	64	
		R1	19049.0	2	19049	414	347	150	12.5				8103060007	96	
		R2	19049.0	2	19049	414	347	150	12.5				8103060007	96	
				2	19199	414	286	150	12.5						
				2	19199	414	286	150	12.5						
				2	19199	414	286	150	12.5						
C260	1982→10/87	F	19049.0	2	19049	414	347	150	12.5				8103060007	96	
		R1	19049.0	2	19049	414	347	150	12.5				8103060007	96	
		R2	19049.0	2	19049	414	347	150	12.5				8103060007	96	
				2	19199	414	286	150	12.5						
				2	19199	414	286	150	12.5						
				2	19199	414	286	150	12.5						
C290	1986→01/89	F	19934.0	8	19934	414	187	150	18.5				8162080002	64	
		R1	19934.0	8	19934	414	187	150	18.5				8162080002	64	
		R2	19934.0	8	19934	414	187	150	18.5				8162080002	64	
C290, 300, 319 CBH280, 320, 340, 350, 380, 385 (6x6) CLM280, 320, 340, 350, 380, 385 (6x6)	02/89→	F	19934.0	8	19934	414	187	150	18.5				8162080002	64	
	1988→	R1	19935.0	8	19935	414	187	175	18.5				8162080002	64	
CBH280, 340 (6x2) CLM280, 340 (6x2)	1986→11/88	F	19049.0	2	19049	414	347	150	12.5				8103060007	96	
		R1	19657.0	4	19463	414	374	175	13.5				8162080002	72	
		R2	19657.0	4	19463	414	374	175	13.5				8162080002	72	
				8	19935	414	187	175	18.5						
				8	19935	414	187	175	18.5						
				8	19935	414	187	175	18.5						
CBH320, 380, 385 (6x4)		F	19935.0	8	19935	414	187	175	18.5				8162080002	64	
		R1	19935.0	8	19935	414	187	175	18.5				8162080002	64	
		R2	19935.0	8	19935	414	187	175	18.5				8162080002	64	



Rivet Ref	Head Size	Shank Ø x Shank Length	Drawing type	Head Shape	T = tubular S = semi-tubular	Material	Material Description
8103060007	11.5	6 x 15	Type C	Flat	T	Steel	1 x JURID RIVETS BAG INCLUDES 100 PCS
8162080002	15.5	8 x 18	Type C	Flat	T (Stepped)	Steel	1 x JURID RIVETS BAG INCLUDES 100 PCS





WVA



!

**...RENAULT TRUCKS****Commando**

G08 G09 G11 G11 Overload G12 G16 Tractive Unit G18 G20	1986→1990 1986→1987 1974→1990 1974→1981 1981→1990 1986→1987 1974→1987 1981→1986	F R	K17134.0 K17316.0	4 4	17217 17316	330 394	295 321	125 127	11.7 12.7		20" Wheels	93684 93683	48 48
G11/G11 Overload	1974→1990	F R	K17134.0 K17546.0 K17316.0	4 4 4	17134 17546 17316	387 394 394	360 361 321	108 127 127	9.5 12.7 12.7			48 48 93683	48 48 48
G13	1974→1981	F	K19072.0 K17546.0	4 4	19072 17546	394 394	360 361	152 127	12.7 12.7		Heavy Duty	93684	48 48
G13 8 Cyl. G15 8 Cyl.	1981→1990	F	K19072.0	4	19072	394	360	152	12.7			93684	48
G15	1974→1981	R	K19072.0	4	19072	394	360	152	12.7		Heavy Duty	93684	48

Commando (Dodge) Series

G11, G18 G12	1986→1990	R	K17316.0	4	17316	394	321	127	12.7			93683	48
G13, G15 (8 Cyl. V8 Eng.)		F R	K19072.0 K19351.0	4 4	19072 19351	394 394	360 321	152 152	12.7 12.7			93684 48	48 48

Commer Medium Range

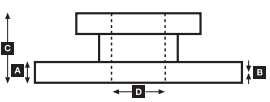
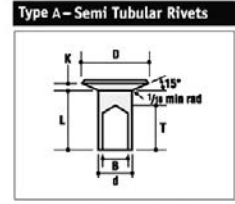
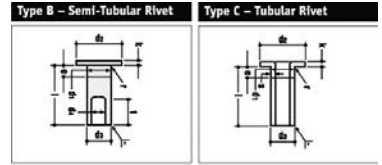
CC/CE/VA/VB12/VC7/VC12	1966→1973	F R	K17134.0 K19351.0	4 4	17134 19351	387 394	360 321	108 152	9.5 12.7			48 48	
CC14, 16 CE16	1964→1967 1968→1973	F	K19072.0	4	19072	394	360	152	12.7			93684	48
VB, VC 4 ton	1967→1973	F	K17555.0	4	17555	330	299	101	9.5			48	
VB, VC 5 ton 17" Wheels	1967→1973	F R	K17555.0 K17662.0	4 2 2	17555 17662 17663	330 330 330	299 300 343	101 127 127	9.5 9.5 9.5			48 93684 52	

J Series

GF151 TF231	1980→	F	19049.0	2	19049 19199	414 414	347 286	150 150	12.5 12.5			8103060007	96
TR280, 305	1975→	R	19657.0	4	19463	414	374	175	13.5			8162080002	72
JE13 JP/JR/JX, 19, 21 (all) JP21 JR19 A	1976→ 1975→ 1975→1983 1977→	F	17804.0	4	17804	394	354	127	12.7				64
JE15 TB191, 231, 281	1976→ 1978→	F R	17747 12,50 60 3 19049.0	2 2 2	17748 17747 19049 19199	414 414 414 414	284 345 347 286	125 125 150 150	12.5 12.5 12.5 12.5			8103060007 8103060007	96 96
JK60, 62, 65, 75	1974→	F R	17829.0 17831.0	2 2 2	17829 17830 17832 17831	310 310 310 310	245 209 245 209	100 100 125 125	10 10 10 10			93038 93038	56 64
JN60 JN75 JN80, 85 JN90, 95	1975→1983 →1983 1978→1983	F R	17827.0 19620.0	2 2 2	17827 17828 19621 19620	325 325 325 325	251 210 251 210	120 120 150 150	12.5 12.5 12.5 12.5				60 64
JP13 A, B, C/Citerne JP14 BOM JP19 A, B JR19 B JR21 A-T, B-T, C-T JX21 A-T, B-T, C-T	1976→1983 1979→1983 1976→ 1977→ 1979→	F R	17804.0 K19622.0	4 4	17804 19622	394 394	354 354	127 152	12.7 12.7				64 64



Rivet Ref	Head Size	Shank Ø x Shank Length	Drawing type	Head Shape	T = tubular S = semi-tubular	Material	Material Description
8103060007	11.5	6 x 15	Type C	Flat	T	Steel	1 x JURID RIVETS BAG INCLUDES 100 PCS
8162080002	15.5	8 x 18	Type C	Flat	T (Stepped)	Steel	1 x JURID RIVETS BAG INCLUDES 100 PCS
93038	9.5	5 x 10	Type C	Flat	T	Steel	1 x JURID RIVETS BAG INCLUDES 100 PCS
93683	12.25	6.35 x 13	Type A	Conical	S	Steel	1 x JURID RIVETS BAG INCLUDES 100 PCS
93684	12.14	6.35 x 14.5	Type A	Conical	S	Steel	1 x JURID RIVETS BAG INCLUDES 100 PCS





WVA



!

**...RENAULT TRUCKS****K/500 Series**

K400	1967→1969	F	K17555.0	4	17555	330	299	101	9.5				48
K500 17" Wheels	1967→1969	F	K17555.0	4	17555	330	299	101	9.5				48
		R	K17662.0	2	17662	330	300	127	9.5		93684	52	
				2	17663	330	343	127	9.5				
K1000	1966→1967	F	K19072.0	4	19072	394	360	152	12.7			93684	48
K1100	1976→1980	F	K19072.0	4	19072	394	360	152	12.7			93684	48
K2011													
K2211	1976→1986	F	K19072.0	4	19072	394	360	152	12.7			93684	48
K2413	1968→1975	F	K19072.0	4	19072	394	360	152	12.7			93684	48
KP700													
KP900	1966→1967	F	K19072.0	4	19072	394	360	152	12.7			93684	48
KP950	1968→1975	F	K19072.0	4	19072	394	360	152	12.7			93684	48
KR900	1966→1967	F	K19072.0	4	19072	394	360	152	12.7			93684	48
KT900	1968→1975	F	K19072.0	4	19072	394	360	152	12.7		Air/hydraulic system	93684	48
LP850													
KN800 (D407)	1966→1968	R	K19072.0	4	19072	394	360	152	12.7			93684	48

Karrier

Bantam FB3	1966→1968	F	K15789.0	4	15789	300	300	76	9				48
		R	K15556.0	2	17558	308	280	101	7.9				48
				2	17556	308	321	101	7.9				
Gamecock 4/5 ton	1967→1976	F	K17555.0	4	17555	330	299	101	9.5				48
		R	K17556.0	2	17558	308	280	101	7.9				48
				2	17556	308	321	101	7.9				
		R	K17662.0	2	17662	330	300	127	9.5		17" Wheels	93684	52
				2	17663	330	343	127	9.5			93684	

Kerax

260, 300, 340, 385	1997→	F	19935.0	8	19935	414	187	175	18.5			8162080002	64
		R	19935.0	8	19935	414	187	175	18.5			8162080002	64

Magnum DXi Series

440.18/24/26, 480.18/24/26 Series	10/04→04/06	F	2917409560	4	29218		249	109.5	29	587040	Meritor Elsa 225-3, Solid disc option 569213J		569214J 569149J
		R	2916909560	4	29169		210	102.5	29		Meritor VGT195 - Lift axle, Solid disc option 569216J		569215J 569176J

Magnum E.Tech

E.Tech 400 - 440- 480	05/00→	F	2913109560	4	29131	434	250	118	30	587032	569233J Solid version		569113J
		R	2913109560	4	29131	434	250	118	30	587032			569114J

Magnum/AE Series

AE380, 385ti, 390, 500, 520, 560 - 4x2, 6x2, 6x4	→12/92	F	FCV769	4	29043	440	204	97	24	FAI109/FAI111			567952J
AE380, 385ti, 390, 420ti, 430, 470, 500, 520, 560 - 4x2, 6x2, 6x4	01/93→06/95 07/95→	F	2903005390	4	29030	434	250	118.5	28	FAI101			569113J
			2903009560	4	29030	434	250	118.5	28	FAI101			569113J
			2909009560	4	29090	438	250	114	28	587027	→05/00		567953J
			2903005390	4	29030	434	250	118.5	28	587026	06/00→		569113J
			2903009560	4	29030	434	250	118.5	28	587026	06/00→		569113J
AE380, 385ti, 390, 420ti, 430, 470, 500, 520, 560 - 4x2, 6x2, 6x4	06/00→	F	2913109560	4	29131	434	250	118	30	587032			569113J

Magnum/AE Series

AE500, 520, 560	→12/92	R	19935.0	8	19935	414	187	175	18.5			8162080002	64
AE420ti, 430, 470	01/93→12/95	R	19187.0	8	19187	414	187	220	18.5			8162080002	64
AE500, 520, 560													
		R1	19032.0	8	19032	420	205	180	17.8		Lift axle with Single Wheels	8162080001	80
			19094.0	8	19094	420	202	200	17.8		Lift axle with Twin Wheels	8162080001	80
			19935.0	8	19935	414	187	175	18.5			8162080002	64
		R2	19032.0	8	19032	420	205	180	17.8		Lift axle with Single Wheels	8162080001	80
			19094.0	8	19094	420	202	200	17.8		Lift axle with Twin Wheels	8162080001	80
			19935.0	8	19935	414	187	175	18.5			8162080002	64



...RENAULT TRUCKS

...Magnum/AE Series

AE420ti, 430, 470 (6x2) AE500, 520, 560 (6x2)	01/93→12/95	R1	19032.0	8	19032	420	205	180	17.8	Lift axle with Single Wheels Lift axle with Twin Wheels	8162080001	80
			19094.0	8	19094	420	202	200	17.8		8162080001	80
			19187.0	8	19187	414	187	220	18.5		8162080002	64
	R2	19032.0	8	19032	420	205	180	17.8	8162080001		80	
		19094.0	8	19094	420	202	200	17.8	8162080001		80	
		19187.0	8	19187	414	187	220	18.5	8162080002		64	
AE500, 520, 560 (6x2)	01/96→	R1	19032.0	8	19032	420	205	180	17.8	Lift axle with Single Wheels Lift axle with Twin Wheels	8162080001	80
			19094.0	8	19094	420	202	200	17.8		8162080001	80
			19187.0	8	19187	414	187	220	18.5		8162080002	64
	R2	19032.0	8	19032	420	205	180	17.8	8162080001		80	
		19094.0	8	19094	420	202	200	17.8	8162080001		80	
		19187.0	8	19187	414	187	220	18.5	8162080002		64	
AE420ti, 430, 470 (6x4)	01/93→12/95	R1	19934.0	8	19934	414	187	150	18.5	Single Wheels Twin Wheels	8162080002	64
			19935.0	8	19935	414	187	175	18.5		8162080002	64
			19934.0	8	19934	414	187	150	18.5		8162080002	64
	R2	19935.0	8	19935	414	187	175	18.5	8162080002		64	
		19934.0	8	19934	414	187	150	18.5	8162080002		64	
		19935.0	8	19935	414	187	175	18.5	8162080002		64	
AE500, 520, 560 (6x4)	01/96→	R1	19934.0	8	19934	414	187	150	18.5	Single Wheels Twin Wheels	8162080002	64
			19935.0	8	19935	414	187	175	18.5		8162080002	64
			19934.0	8	19934	414	187	150	18.5		8162080002	64
	R2	19935.0	8	19935	414	187	175	18.5	8162080002		64	
		19934.0	8	19934	414	187	150	18.5	8162080002		64	
		19935.0	8	19935	414	187	175	18.5	8162080002		64	

Major/R Series

R340ti, R350, R380, R385ti, R420 + ti (907493)	1990→10/93	F	FCV769	4	29043	440	204	97	24	FAI109/FAI111 FAI109/FAI111			567952J
R340ti, R385ti, R420ti	11/93→	F	2903005390	4	29030	434	250	118.5	28	FAI101→12/95			569113J
			2903009560	4	29030	434	250	118.5	28	FAI101→12/95 587026 01/96→			569113J

Major/R Series

R310 R360 R370	1980→1984	F	19049.0	2	19049	414	347	150	12.5	Opt (6x4)	8103060007	96	
	1980→1983			2	19199	414	286	150	12.5		8103060007		
	1983→1984	R	19657.0	4	19463	414	374	175	13.5		8162080002	72	
R310 R330 R340 R365 R370 R390 R420ti	1985→05/90	F	19934.0	8	19934	414	187	150	18.5			8162080002	64
	1989→	R	19935.0	8	19935	414	187	175	18.5			8162080002	64
	1986→1990 1987→1990 1984→ 1985→ 1990→04/93												
R310, 340, 365, 370, 390 (6x2) R420 (6x2)	1984→	F	19934.0	8	19934	414	187	150	18.5		8162080002	64	
	1988→	R1	19032.0	8	19032	420	205	180	17.8	Lift axle with Single Wheels Lift axle with Twin Wheels	8162080001	80	
			19094.0	8	19094	420	202	200	17.8		8162080001	80	
		19935.0	8	19935	414	187	175	18.5	8162080002		64		
		R2	19032.0	8	19032	420	205	180	17.8		8162080001	80	
			19094.0	8	19094	420	202	200	17.8		8162080001	80	
19935.0	8	19935	414	187	175	18.5	8162080002	64					
R310.26T (6x4) R360.26T (6x4) R370.26T (6x4)	→08/84	F	19049.0	2	19049	414	347	150	12.5		8103060007	96	
	→1983			2	19199	414	286	150	12.5				
	→08/84	R1	19049.0	2	19049	414	347	150	12.5		8103060007	96	
			19199.0	2	19199	414	286	150	12.5				
		R2	19049.0	2	19049	414	347	150	12.5		8103060007	96	
			19199.0	2	19199	414	286	150	12.5				
R310.26T (6x4) R340.26T (6x4) R365.26T (6x4) R370.26T (6x4) R390.26 (6x4) R420.26 (6x4)	09/84→	F	19934.0	8	19934	414	187	150	18.5		8162080002	64	
	1985→1988	R1	19934.0	8	19934	414	187	150	18.5		8162080002	64	
	10/87→1988	R2	19934.0	8	19934	414	187	150	18.5		8162080002	64	
	09/84→												
	05/85→												
	→1988												



WVA



!



...RENAULT TRUCKS

...Major/R Series

R310.33T (6x4)	→08/84	F	19049.0	2	19049	414	347	150	12.5			8103060007	96	
R360.33T (6x4)	→1983			2	19199	414	286	150	12.5					
R370.33T (6x4)	→08/84	R1	19657.0	4	19463	414	374	175	13.5			8162080002	72	
		R2	19657.0	4	19463	414	374	175	13.5			8162080002	72	
R310.33T (6x4)	09/84→	F	19934.0	8	19934	414	187	150	18.5			8162080002	64	
R340.26T (6x4)	1989→	R1	19935.0	8	19935	414	187	175	18.5			8162080002	64	
R340.33T (6x4)	1985→	R2	19935.0	8	19935	414	187	175	18.5			8162080002	64	
R365.26T (6x4)	1989→													
R365.33T (6x4)	1987→													
R370.33T (6x4)	09/84→													
R380 (6x4)	1990→													
R390.33 (6x4)	05/85→													
R420.26 (6x4)	1989→													
R420.33 (6x4)	1988→													
R6X4TS	1990→10/93													
R385ti	1990→	F	19934.0	8	19934	414	187	150	18.5		Opt	8162080002	64	
		R1	19032.0	8	19032	420	205	180	17.8		Lift axle with Single Wheels	8162080001	80	
			19094.0	8	19094	420	202	200	17.8		Lift axle with Twin Wheels	8162080001	80	
			19935.0	8	19935	414	187	175	18.5			8162080002	64	
		R2	19032.0	8	19032	420	205	180	17.8		Lift axle with Single Wheels	8162080001	80	
			19094.0	8	19094	420	202	200	17.8		Lift axle with Twin Wheels	8162080001	80	
			19935.0	8	19935	414	187	175	18.5			8162080002	64	
R380	1989→	F	19934.0	8	19934	414	187	150	18.5			8162080002	64	
			19935.0	8	19935	414	187	175	18.5		Opt	8162080002	64	
		R	19935.0	8	19935	414	187	175	18.5			8162080002	64	
R6X4TS	11/93→	F	19935.0	8	19935	414	187	175	18.5			8162080002	64	
		R1	19935.0	8	19935	414	187	175	18.5			8162080002	64	
		R2	19935.0	8	19935	414	187	175	18.5			8162080002	64	

Manager/G Series

G260, 290 (6x2)	07/87→	F	FCV769	4	29043	440	204	97	24	FAI109/FAI111				567952J
G200, 220, 230, 230ti, 270, 280, 300, 330, 340ti - 17/18/19	01/93→		2903005390	4	29030	434	250	118.5	28	FAI101→12/95				569113J
			2903009560	4	29030	434	250	118.5	28	FAI101→12/95				569113J
										587026 01/96→				

Manager/G Series

G160	1990→	F	19935.0	8	19935	414	187	175	18.5			8162080002	64	
G200		R	19935.0	8	19935	414	187	175	18.5			8162080002	64	
G210 (20M)	1992→													
Maxter G230ti, 235, 270, 280	1990→													
Maxter G300, 340ti														
G170	10/88→	F	19934.0	8	19934	414	187	150	18.5			8162080002	64	
G210.15, 17T		R	19935.0	8	19935	414	187	175	18.5			8162080002	64	
G210 BOM, 19T	03/86→													
G210.19 Turbo	04/86→													
G220.17 BOM	1992→													
G230.15, 17T	10/88→													
G230.19 T	04/86→													
G260 (11-17T)	10/88→													
G260 BOM, 19T, GT	03/86→													
G280	→03/90													
G290 (16/17T)	10/88→													
G290.19GT	03/86→													
G290.24 (6x2)	07/87→													
G290.26 (6x2, 6x4), Turbo Intercooler														
G290.30														
G300	→03/90													
G320 17, 19, 24, 26	1988→													
G330, 340ti	→03/90													



WVA



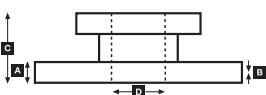
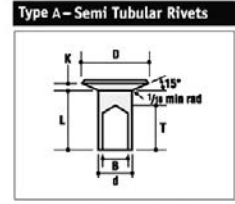
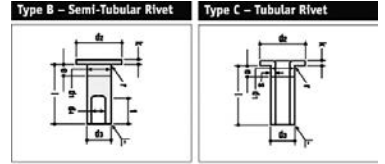
!

**...RENAULT TRUCKS****...Manager/G Series**

G170	1986→09/88	F	19934.0	8	19934	414	187	150	18.5			8162080002	64		
G170.15	1986→1988	R	19934.0	8	19934	414	187	150	18.5			8162080002	64		
G210.15, 17T	03/86→09/88														
G230.15, 17T, SP Turbo															
G260 (11-17T)															
G290 (16/17T)															
G170.13, 15A	→1988	F	17747 12,50 60 3	2	17748	414	284	125	12.5			8103060007	96		
G260 (11-15T) Rigid	→09/84			2	17747	414	345	125	12.5						
G260 (15T) Tractor	→10/83	R	19919 13,00 60 4	4	19919	414	371	150	13			8162080002	72		
G170.16	→1986	F	19049.0	2	19049	414	347	150	12.5			8103060007	96		
G210 (11-17T)	1983→02/86			2	19199	414	286	150	12.5						
G230 (11-17T)		R	19919 13,00 60 4	4	19919	414	371	150	13			8162080002	72		
G230.17	1983→03/86														
G260 (11-15T) Rigid	10/84→02/86														
G260 (15T) Tractor	11/83→02/86														
G260 (16/17T)	1983→02/86														
G290 (16/17T)		R	19919 13,00 60 4	4	19919	414	371	150	13			8162080002	72		
G200.17/18	04/90→	F	19935.0	8	19935	414	187	175	18.5			8162080002	64		
G230.17		R	19935.0	8	19935	414	187	175	18.5			8162080002	64		
G230.18															
G230.19															
G210 BOM, 19T	1983→02/86	F	19049.0	2	19049	414	347	150	12.5			8103060007	96		
G260 BOM, 19T, GT	→02/86			2	19199	414	286	150	12.5						
G290.19, A, GT		R	19657.0	4	19463	414	374	175	13.5			8162080002	72		
			19919 13,00 60 4	4	19919	414	371	150	13		Opt (6x4)	8162080002	72		
G220.19 BOM	1992→	F	19935.0	8	19935	414	187	175	18.5			8162080002	64		
		R	19935.0	8	19935	414	187	175	18.5			8162080002	64		
G230.19 T	1983→02/86	F	19049.0	2	19049	414	347	150	12.5			8103060007	96		
					2	19199	414	286	150	12.5					
		R	19657.0	4	19463	414	374	175	13.5			8162080002	72		
				19919 13,00 60 4	4	19919	414	371	150	13		Opt (6x4)	8162080002	72	
G230hi	04/90→12/92	F	19935.0	8	19935	414	187	175	18.5			8162080002	64		
G270	→12/92	R	19935.0	8	19935	414	187	175	18.5			8162080002	64		
G280	04/90→12/92														
G300															
G330, 340hi															
G230hi	01/93→	F	19935.0	8	19935	414	187	175	18.5			8162080002	64		
G270		R	19935.0	8	19935	414	187	175	18.5			8162080002	64		
G280															
G300															
G330, 340hi															
G260, 290 (6x2)	07/87→	R1	19032.0	8	19032	420	205	180	17.8		Lift axle with Single Wheels	8162080001	80		
				19094.0	8	19094	420	202	200	17.8		Lift axle with Twin Wheels	8162080001	80	
				19935.0	8	19935	414	187	175	18.5			8162080002	64	
		R2	19032.0	8	19032	420	205	180	17.8		Lift axle with Single Wheels	8162080001	80		
				19094.0	8	19094	420	202	200	17.8		Lift axle with Twin Wheels	8162080001	80	
				19935.0	8	19935	414	187	175	18.5			8162080002	64	
G260, 290 (6x4)	03/86→12/88	F	19934.0	8	19934	414	187	150	18.5			8162080002	64		
		R1	19934.0	8	19934	414	187	150	18.5			8162080002	64		
		R2	19934.0	8	19934	414	187	150	18.5			8162080002	64		
G260, 290 (6x4)	1983→02/86	F	19049.0	2	19049	414	347	150	12.5			8103060007	96		
					2	19199	414	286	150	12.5					
		R1	19919 13,00 60 4	4	19919	414	371	150	13			8162080002	72		
		R2	19919 13,00 60 4	4	19919	414	371	150	13			8162080002	72		



Rivet Ref	Head Size	Shank Ø x Shank Length	Drawing type	Head Shape	T = tubular S = semi-tubular	Material	Material Description
8103060007	11.5	6 x 15	Type C	Flat	T	Steel	1 x JURID RIVETS BAG INCLUDES 100 PCS
8162080001	15.5	8 x 15	Type C	Flat	T (Stepped)	Steel	1 x JURID RIVETS BAG INCLUDES 100 PCS
8162080002	15.5	8 x 18	Type C	Flat	T (Stepped)	Steel	1 x JURID RIVETS BAG INCLUDES 100 PCS





...RENAULT TRUCKS

...Manager/G Series

G280, 300, 330, 340ti	01/93→	F	19935.0	8	19935	414	187	175	18.5			8162080002	64	
		R1	19032.0	8	19032	420	205	180	17.8		Lift axle with Single Wheels	8162080001	80	
			19094.0	8	19094	420	202	200	17.8		Lift axle with Twin Wheels	8162080001	80	
			19935.0	8	19935	414	187	175	18.5			8162080002	64	
		R2	19032.0	8	19032	420	205	180	17.8		Lift axle with Single Wheels	8162080001	80	
			19094.0	8	19094	420	202	200	17.8		Lift axle with Twin Wheels	8162080001	80	
	G280, 300, 330, 340ti	04/90→12/92	F	19935.0	8	19935	414	187	175	18.5			8162080002	64
			R1	19032.0	8	19032	420	205	180	17.8		Lift axle with Single Wheels	8162080001	80
				19094.0	8	19094	420	202	200	17.8		Lift axle with Twin Wheels	8162080001	80
				19935.0	8	19935	414	187	175	18.5			8162080002	64
			R2	19032.0	8	19032	420	205	180	17.8		Lift axle with Single Wheels	8162080001	80
				19094.0	8	19094	420	202	200	17.8		Lift axle with Twin Wheels	8162080001	80
G290		01/89→	F	19934.0	8	19934	414	187	150	18.5			8162080002	64
			R1	19935.0	8	19935	414	187	175	18.5			8162080002	64
			R2	19935.0	8	19935	414	187	175	18.5			8162080002	64
G320 (6x2)		1988→	F	19934.0	8	19934	414	187	150	18.5			8162080002	64
			R1	19032.0	8	19032	420	205	180	17.8		Lift axle with Single Wheels	8162080001	80
				19094.0	8	19094	420	202	200	17.8		Lift axle with Twin Wheels	8162080001	80
			19935.0	8	19935	414	187	175	18.5			8162080002	64	
	R2		19032.0	8	19032	420	205	180	17.8		Lift axle with Single Wheels	8162080001	80	
			19935.0	8	19935	414	187	175	18.5			8162080002	64	

Midliner/C Series

10 - 13 to (40C)	06/00→	F	2901309561	4	29013	354	183	87	21				567949J
		R	2901309561	4	29013	354	183	87	21				567949J

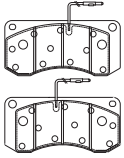
Midliner/M Series

M 120/140/150/160/180/200/210/230 .12/13, PA/M 120/140/ 160/180kW	1989→12/94	F	2901309561	4	29013	354	183	87	21				567949J
	01/95→		2901309561	4	29013	354	183	87	21		→12/97		567949J

Midliner/M Series

M120/140.12, 13	1989→12/94	R	19255.0	2	19255	360	256	170	16			8102050007	80
M150.12, 13	1990→12/94			2	19259	360	349	170	17.5				
M150.12, 13	01/95→	R	19255.0	2	19255	360	256	170	16			8102050007	80
				2	19259	360	349	170	17.5				
M150.14 M160.15 M180.15, 16 M200.15, 16 M210.14, 15, 16 M230.15, 16 M250.15, 16 PA160/180 Maroc (15/16T)	1989→	F	19934.0	8	19934	414	187	150	18.5			8162080002	64
		R	19934.0	8	19934	414	187	150	18.5		Opt	8162080002	64
			19935.0	8	19935	414	187	175	18.5			8162080002	64
M180.12, 13 M200.12, 13 M210.13 M230.13 PA160/180 Maroc	1990→12/94	R	19255.0	2	19255	360	256	170	16			8102050007	80
				2	19259	360	349	170	17.5				
	1989→12/94												
M230.12, 13 M250.12, 13	1991→12/94												
	01/95→	R	19255.0	2	19255	360	256	170	16			8102050007	80
	1996→			2	19259	360	349	170	17.5				

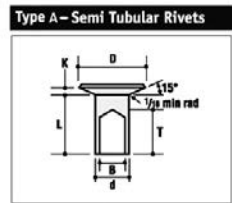
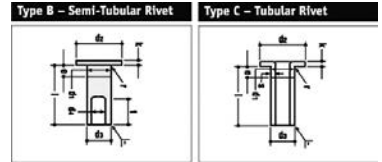
2901309561
29013 S.E.E. 2 x 67



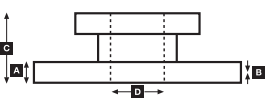
			A	B	C	D		Kg		ABS
567949J			354	30	26	82	128	10x12.4	14.2	



Rivet Ref	Head Size	Shank Ø x Shank Length	Drawing type	Head Shape	T = tubular S = semi-tubular	Material	Material Description
8102050007	11	5 x 12	Type B	Flat	S	Brass	1 x JURID RIVETS BAG INCLUDES 100 PCS
8162080001	15.5	8 x 15	Type C	Flat	T (Stepped)	Steel	1 x JURID RIVETS BAG INCLUDES 100 PCS
8162080002	15.5	8 x 18	Type C	Flat	T (Stepped)	Steel	1 x JURID RIVETS BAG INCLUDES 100 PCS

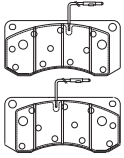


RENAULT TRUCKS

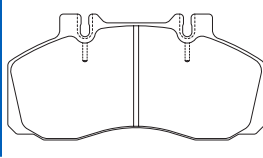


RENAULT TRUCKS

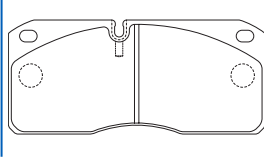
2901309561
29013 S.E.E. 2 x 67



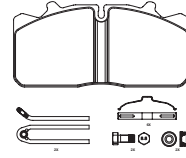
2906509560
29065 MER 2x60



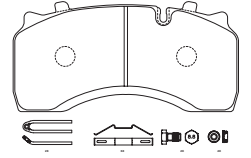
2906709560
29067 MER 2x68



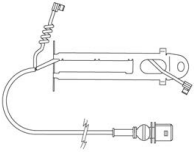
2908809560
29088 WAB PAN 17



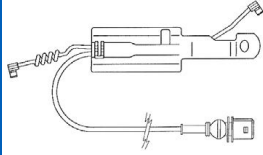
2914209569
29142 WAB PAN 19-2



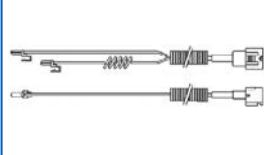
587033 ↔ 300
2



587034 ↔ 450
2

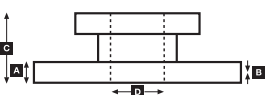
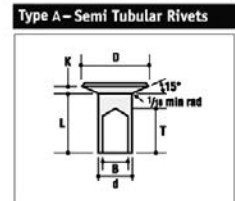
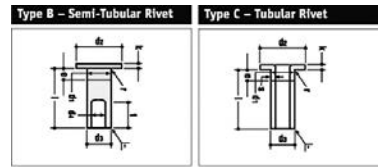


FAI100 ↔ 885
2



		A	B	C	D		Kg	ABS	
567949J		354	30	26	82	128	10x12.4	14.2	
567955J		304	30	26	134.75	250	6x21	15	
567956J		322	30	27	140	290	6x21	18	
567958J		380	45	38	85	117	10x15 2xM14	22.9	
569115J		330	34	30	80	95		15	
569116J		330	34	28	137	194	6x21	20	✓
569117J		375	45	38	167	222	8x22.5	30.2	
569119J									
FCR243A		375	45	38	166	262	10x33	31.1	

Rivet Ref	Head Size	Shank Ø x Shank Length	Drawing type	Head Shape	T = tubular S = semi-tubular	Material	Material Description
8102050007	11	5 x 12	Type B	Flat	S	Brass	1 x JURID RIVETS BAG INCLUDES 100 PCS
8103060007	11.5	6 x 15	Type C	Flat	T	Steel	1 x JURID RIVETS BAG INCLUDES 100 PCS
93038	9.5	5 x 10	Type C	Flat	T	Steel	1 x JURID RIVETS BAG INCLUDES 100 PCS





...RENAULT TRUCKS

New Magnum DXi Series

460.18/24/25/26, 500.18/24/25/26 Series	05/06→	F	2917409560	4	29218		249	109.5	29	587040	Meritor Elsa 225-3, Solid disc option 569213J			569214J 569149J
		R	2916909560	4	29169		210	102.5	29	587040	Meritor VGT195 - Lift axle, Solid disc option 569216J			569215J 569176J

New Midlum Series

160.12, 190.12/13/14/16, 220.12/13/14/16, 240.12/13/14/16/18, 280.12/13/14/16/18 series fitted with Meritor Elsa 225-1 caliper	05/06→	F	2917309560	4	29203	375	216	99.5	29	587040	19.5" Wheel size			569119J
		R	2917309560	4	29203	375	216	99.5	29	587040	19.5" Wheel size			FCR243A

New Midlum Series DXi

160.12, 190.10, 220.10	05/06→	F	2918105390	4	29207		210.5	92	30	FAI175				
		R	2918105390	4	29207		210.5	92	30	FAI175				

Premium

210 250 260 300 340 385	1996→07/00	R	19187.0	8	19187	414	187	220	18.5				8162080002	64	
--	------------	---	----------------	---	-------	-----	-----	-----	------	--	--	--	------------	----	--

Premium 2 (Distribution/Route)

Distribution 280.18/26, 320.18/26, 370.18/26, 410.18/26, 450.18, Route 410.18/24/25/26, 410.25/26 Pusher, 450.18/24/25/26, 450.25/26	10/05→	F	2917409560	4	29218		249	109.5	29	587040	22.5" Wheel size, Elsa 225-3 caliper, Solid disc option 569213J			569214J 569149J
		R	2917409560	4	29218		249	109.5	29	587040	22.5" Wheel size, Elsa 225-3 caliper, Solid disc option 569213J			569214J 569149J
			2916909560	4	29169		210	102.5	29	587040	Meritor VGT195 - Lift axle			

Premium Distribution

210.16, 210.18D, 250.16, 250.18D, 250.19, 260.16, 260.18, 260.19, 300.16D, 300.16T, 300.18D, 300.18D/T, 300.19, 300.19D/T, 300.26D, 340.18D, 340.18D/T, 340.19D, 340.19D/T, 340.26D, 385.18, 385.19, 385.24, 385.26D/T, 400.18, 400.19, 400.24, 400.26D/T	04/96→06/98	F	2903005390	4	29030	434	250	118.5	28	587026	→06/98			569113J
			2903009560	4	29030	434	250	118.5	28	587026	→06/98			569113J
	07/98→07/00	F	2909009560	4	29090	438	250	114	28	587027	07/98→07/00			567953J
			2913109560	4	29131	434	250	118	30	587032	08/00→			569113J
	08/00→	R	2903005390	4	29030	434	250	118.5	28	587026	→06/98			569114J
			2903009560	4	29030	434	250	118.5	28	587026	→06/98			569114J
07/98→07/00	F	2909009560	4	29090	438	250	114	28	587027	07/98→07/00			567953J	
		2913109560	4	29131	434	250	118	30	587032	08/00→			569114J	

Premium Route

300.18/T, 320.18, 340.18/T, 340.26, 370.18/24/26, 385.18/24-T, 385.26, 400.18/24-T, 400.26, 420.18/T, 420.24/25/26	04/96→06/98	F	2903005390	4	29030	434	250	118.5	28	587026	→06/98			569113J
			2903009560	4	29030	434	250	118.5	28	587026	→06/98			569113J
	07/98→07/00	F	2909009560	4	29090	438	250	114	28	587027	07/98→07/00			567953J
			2913109560	4	29131	434	250	118	30	587032	08/00→			569113J
	04/96→06/98	R	2903005390	4	29030	434	250	118.5	28	587026				569114J
			2903009560	4	29030	434	250	118.5	28	587026				569114J
07/98→07/00	F	2909009560	4	29090	438	250	114	28	587027				567953J	
		2913109560	4	29131	434	250	118	30	587032				569114J	

Saviem

HB15, B HB26BT, T HF15, B HF26BT, CT, ET, T SM8-15	1978→1980	F	17 747 12,50 60 3	2	17748	414	284	125	12.5				8103060007	96	
				2	17747	414	345	125	12.5						
		R	19049.0	2	19049	414	347	150	12.5					8103060007	96
HB17B, BOM, C, CIT HF17B, C, CIT HF26	1976→1977	F	19049.0	2	19049	414	347	150	12.5				8103060007	96	
				2	19199	414	286	150	12.5						
		R	19049.0	2	19049	414	347	150	12.5					8103060007	96
HB19 HF19, B PX28/30/40, T	1978→1980	F	19049.0	2	19049	414	347	150	12.5				8103060007	96	
				2	19199	414	286	150	12.5						
		R	19657.0	4	19463	414	374	175	13.5					8162080002	72

RENAULT TRUCKS

2903005390
29030 MER D3/D-ELSA 1

2903009560
29030 MERITOR

2909009560
29090 MER D-LISA

2913109560
29131 MER D-ELSA2

2916909560
29169 Meritor Elsa195

2917309560
29173 MER Elsa225-1

2917409560
29174 MER Elsa225-3 (ex-PNG)

2918105390
29181 HALDEX

587026 ↔ 400
2

587027 ↔ 226
2

587032 ↔ 355
2

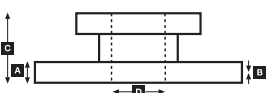
587040 ↔ 370
2

FAI175 ↔ 365
2

		A	B	C	D		Kg	ABS	
567953J		438	45	41	97	131	10x17.1 2xM14	31.3	
569113J		434	45	41	96.7	131	10x17 2xM14	33	
569114J		434	45	40	160	224	12xM14	47	
569119J									
569213J		435	45	41	45			34.7	
569214J		433	45	41	45			26.5	
569215J		375	45	41	45			20.3	
569216J		377	45	41	45			27.3	
FCR243A		375	45	38	166	262	10x33	31.1	

Rivet Ref	Head Size	Shank Ø x Shank Length	Drawing type	Head Shape	T = tubular S = semi-tubular	Material	Material Description	Type B - Semi-Tubular Rivet	Type C - Tubular Rivet
8103060007	11.5	6 x 15	Type C	Flat	T	Steel	1 x JURID RIVETS BAG INCLUDES 100 PCS		
8162080002	15.5	8 x 18	Type C	Flat	T (Stepped)	Steel	1 x JURID RIVETS BAG INCLUDES 100 PCS		

Type A - Semi Tubular Rivets





WVA



!

**...RENAULT TRUCKS****...Saviem**

HF26V, 6x4	1978→1980	F	19049.0	2	19049	414	347	150	12.5			8103060007	96
				2	19199	414	286	150	12.5				
		R1	19049.0	2	19049	414	347	150	12.5			8103060007	96
				2	19199	414	286	150	12.5				
		R2	19049.0	2	19049	414	347	150	12.5			8103060007	96
				2	19199	414	286	150	12.5				
JK60, 62, 65, 75	1975→1986	F	17829.0	2	17829	310	245	100	10			93038	56
				2	17830	310	209	100	10				
		R	17831.0	2	17832	310	245	125	10			93038	64
				2	17831	310	209	125	10				
JN60, 75, 80, 85, 90	1975→1983	F	17827.0	2	17827	325	251	120	12.5				60
				2	17828	325	210	120	12.5				
		R	19620.0	2	19621	325	251	150	12.5				64
				2	19620	325	210	150	12.5				
JP21, 130, JR19	1975→1986	F	17804.0	4	17804	394	354	127	12.7				64
PR40, T, V8VT	1978→	F	19494.0	8	19494	410	175	163	17	587017		8162080002	64
PS30, T, V8VT		R	19495.0	8	19495	410	177	183	17			8162080002	64
SM340	1974→1979												
SM10	→1978	F	17238.0	8	17238	410	175	143	17			8162080001	64
SM12, 13	→1979	F	19494.0	8	19494	410	175	163	17	587017		8162080002	64
SM170, 190M, 200M													
SM240, 260, 280TU, 300													
SM21/180, 240	→1979	F	17238.0	8	17238	410	175	143	17			8162080001	64
SM170PE	→1977	R	19049.0	2	19049	414	347	150	12.5			8103060007	96
SM260TPE	→1979			2	19199	414	286	150	12.5				
SM8T	→1978	R	19049.0	2	19049	414	347	150	12.5			8103060007	96
				2	19199	414	286	150	12.5				

Series 50 (Dodge)

S35	1987→1993	F	FVR836	4	20904	298	127	71	18				
-----	-----------	---	---------------	---	-------	-----	-----	----	----	--	--	--	--


Series 50 (Dodge)

S35	1979→1987	R	K15837.0	2	15838	308	278	76	6/5				52
				2	15837	308	318	76	9.9/8.5				
S46, 56	1979→1987	F	K15789.0	4	15789	300	300	76	9			93684	48
		R	K15837.0	2	15838	308	278	76	6/5				52
				2	15837	308	318	76	9.9/8.5				
S66, S75	1979→1987	F	K15789.0	4	15789	300	300	76	9				48
		R	K17556.0	2	17558	308	280	101	7.9				48
				2	17556	308	321	101	7.9				
S75.90, S75.110	1989→1993	F	K17217.0	4	17217	330	295	125	11.7			93684	48

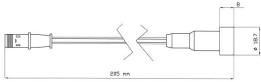
Special Vehicles

75.130 (4x4)	1981→	F	17244.0	8	17017	360	173	143	16			8162080001	64
85.150, Turbo, TI (4x4)	1984→1990	R	19255.0	2	19255	360	256	170	16			8102050007	80
				2	19259	360	349	170	17.5				
85.150 TI (4x4)	1991→	F	17244.0	8	17017	360	173	143	16			8162080001	64
110.150 TI, 170 TI (4x4)		R	19255.0	2	19255	360	256	170	16			8102050007	80
ME/SE/CE 160, 180 (4X4)				2	19259	360	349	170	17.5				
M180FTP		F	17747 12,50 60 3	2	17748	414	284	125	12.5			8103060007	96
ME/SE/CE 160 15t				2	17747	414	345	125	12.5				
		R	19049.0	2	19049	414	347	150	12.5			8103060007	96
				2	19199	414	286	150	12.5				
ME/SE/CE 160, 180 13t		F	17804.0	4	17804	394	354	127	12.7				64
S170 (4X4)		R	19049.0	2	19049	414	347	150	12.5			8103060007	96
				2	19199	414	286	150	12.5				

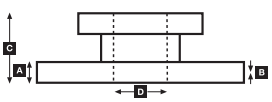
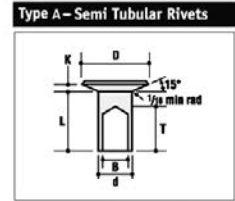
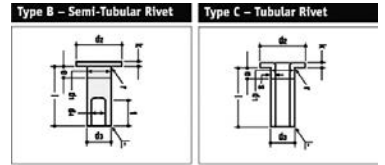
FVR836
20904 LOCKHEED



587017 ↔ 205
2



Rivet Ref	Head Size	Shank Ø x Shank Length	Drawing type	Head Shape	T = tubular S = semi-tubular	Material	Material Description
8102050007	11	5 x 12	Type B	Flat	S	Brass	1 x JURID RIVETS BAG INCLUDES 100 PCS
8103060007	11.5	6 x 15	Type C	Flat	T	Steel	1 x JURID RIVETS BAG INCLUDES 100 PCS
8162080001	15.5	8 x 15	Type C	Flat	T (Stepped)	Steel	1 x JURID RIVETS BAG INCLUDES 100 PCS
8162080002	15.5	8 x 18	Type C	Flat	T (Stepped)	Steel	1 x JURID RIVETS BAG INCLUDES 100 PCS
93038	9.5	5 x 10	Type C	Flat	T	Steel	1 x JURID RIVETS BAG INCLUDES 100 PCS
93684	12.14	6.35 x 14.5	Type A	Conical	S	Steel	1 x JURID RIVETS BAG INCLUDES 100 PCS





WVA



!



SAURER

All													
4 DF, 4 VF, 5 DF (Perrot-Bremse)	1973→	F	17 340 10,00 60 4	4	17340	400	329	140	10			8162080001	48
		R	19076.0	4	19558	410	210	180	16			8103100002	64
D 180, D 230	1976→	F	17 340 14,00 86 4	4	17340	408	329	140	14			8103100002	48
		R	19076.0	4	19558	410	210	180	16			8103100002	64
				4	19559	410	207	180	16				
D 250, D 290, D 330	1976→	R	19076.0	4	19558	410	210	180	16			8103100002	64
				4	19559	410	207	180	16				

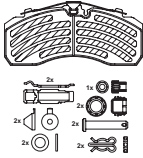
SCAMMELL

Contractor													
All	1979→1987	F	19745.0	8	19745	394	157	203	18.5/11.5			93686	96
		R1	19365.0	4	19366	419	189	203	19.3			93685	96
				4	19365	419	192	203	18.7				
		R2	19365.0	4	19366	419	189	203	19.3			93685	96
				4	19365	419	192	203	18.7				
Handyman IV													
All	1969→1980	F	K19072.0	4	19072	394	360	152	12.7			93684	48
Routeman 3 (28 ton)													
	1974→1987	F1	K19072.0	4	19072	394	360	152	12.7			93684	48
		F2	K19072.0	4	19072	394	360	152	12.7			93684	48

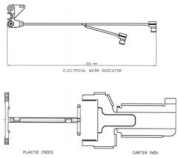
SCANIA

4-Series													
94, 114, 124, 144, 164	1996→	F	2925305390	4	29253	430	247.5	109.5	30	587014			567500J
		R	2925305390	4	29253	430	247.5	109.5	30	587014			567500J
Build Series 4													
94 C/310 228kW/310PS	08/96→	F	19931.0	4	19931	413	235	178	19		7" Brake Opt	93280	64
94 D/220 162kW/220PS			19932.0	4	19932	413	235	203	19		8" Brake Opt	93280	64
94 D/310 228kW/310PS	12/96→	R	17991.0	4	17991	413	235	127	19			93280	32
94 G/220 162kW/220PS	08/96→		19932.0	4	19932	413	235	203	19		8" Brake Opt	93280	64
94 G/260 191kW/260PS			19933.0	4	19933	413	235	254	19		10" Brake Opt	93280	64
94 G/310 228kW/310PS													
94 L/310 228kW/310PS													
114 C/340 250kW/340PS	05/96→												
114 C/380 280kW/381PS	03/98→												
114 G/340 250kW/340PS	05/96→												
114 G/380 280kW/381PS	03/98→												
114 L/340 250kW/340PS	05/96→												
114 L/380 280kW/381PS	03/98→												
124 C/360 265kW/360PS	09/96→												
124 C/400 294kW/400PS													
124 G/360 265kW/360PS	05/96→												
124 G/400 294kW/400PS													
124 L/360 265kW/360PS	09/96→												
124 L/400 294kW/400PS													
124 L/420 309kW/420PS	09/97→												
144 C/460 338kW/460PS	09/96→												
144 C/530 390kW/530PS													
144 G/460 338kW/460PS	04/96→												
144 G/530 390kW/530PS													
144 L/460 338kW/460PS	11/95→												
144 L/530 390kW/530PS													
T 114 G/340 250kW/340PS	05/96→												
T 114 L/340 250kW/340PS													
T 124 G/360 265kW/360PS	03/97→												
T 124 G/400 294kW/400PS													
T 124 L/360 265kW/360PS	02/97→												
T 124 L/400 294kW/400PS													
T 144 G/460 338kW/460PS	03/97→												
T 144 G/530 390kW/530PS													
T 144 L/460 338kW/460PS													
T 144 L/530 390kW/530PS													

2925305390
29252 KNR SB/SN7



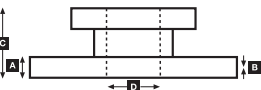
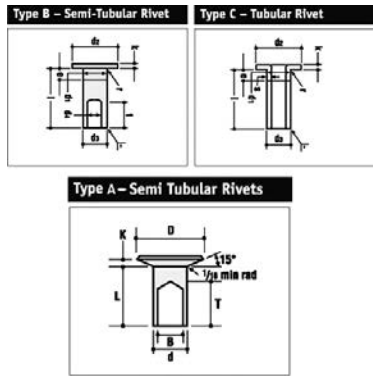
587014 ↔ 310
2



567500J				A	B	C	D		Kg		ABS
				430	45	37	131	208	10xM16	29.5	



Rivet Ref	Head Size	Shank Ø x Shank Length	Drawing type	Head Shape	T = tubular S = semi-tubular	Material	Material Description
8103100002	18	10 x 18	Type C	Flat	T	Steel	1 x JURID RIVETS BAG INCLUDES 100 PCS
8162080001	15.5	8 x 15	Type C	Flat	T (Stepped)	Steel	1 x JURID RIVETS BAG INCLUDES 100 PCS
93280	12.25	6.65 x 18.35	Type A	Flat	S	Steel	1 x JURID RIVETS BAG INCLUDES 100 PCS
93684	12.14	6.35 x 14.5	Type A	Conical	S	Steel	1 x JURID RIVETS BAG INCLUDES 100 PCS
93685	12.14	6.35 x 16	Type A	Conical	S	Steel	1 x JURID RIVETS BAG INCLUDES 100 PCS
93686	12.25	6.35 x 17.5	Type A	Conical	S	Steel	1 x JURID RIVETS BAG INCLUDES 100 PCS





WVA



!

**...SCANIA****G, P, R, T-Series**

G230, G270, G310, G340, G360, G380, G400, G420, G440, G480, P230, P260, P270, P280, P300, P310, P340, P360, P380, P400, P420, P470, P480, P500, P560, P580, P620, R340, R380, R400, R420, R440, R470, R480, R500, R560, R580, R620, R730, T470	2004→	F	2925305390	4	29253	430	247.5	109.5	30	587014			567500J
		R	2925305390	4	29253	430	247.5	109.5	30	587014			567500J

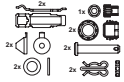
G, P, R, T-Series

G 82 M (6x2) P 82 M (6x2) P 112 M (6x2) R 112 M (6x2) R 142 M (6x2)	1981→1988	F	17161.0*	8	17161	413	193	127	19		*use 17 161 19,00 00 8	93687	64
		R	17161.0*	8	17161	413	193	127	19		*use 17 161 19,00 00 8	93687	64
G 82 M, MD (4x2) G 112 M (4x2) P 82 M (6x4) P 82 M, MA (4x2) P 112 M (6x4) P 112 M, MA (4x2) R 112 M (6x4) R 112 M, MA (4x2) R 142 M (6x4) R 142 M, MA (4x2) T 82 M (4x2) T 112 H (6x4) T 112 M (4x2) T 142 E (6x4)	1981→1988	F	17161.0*	8	17161	413	193	127	19		*use 17 161 19,00 00 8	93687	64
		R	19393.0	8	19393	413	193	203	19			93687	96
G 92 M (6x2) P 92 M, H (6x2) T 92 H (6x2)	1984→1988	F	19075.0	8	19075	413	193	178	19			93687	96
		R	17161.0* 19647.0	8	17161 19647	413	193	127 254	19		*use 17 161 19,00 00 8	93687 93687	64 96
G 92 M, MD (4x2) P 82 H (4x2) P 92 M, MA (4x2) P 112 H (4x2) P 112 H, E (6x4) R 112 H, E (4x2) R 112 H, E (6x4) R 142 H (4x2) R 142 H, E (6x4) R 143 MA Intercooler T 82 H (4x2) T 112 H (4x2) T 112 H, E (4x2) T 112 H, E (6x4) T 142 E (6x4) T 142 H (4x2)	1984→1988 1981→1988 1984→1988 1981→1988	F	19075.0	8	19075	413	193	178	19			93687	96
		R	19393.0	8	19393	413	193	203	19			93687	96
G 93 E, H, M G 113 E, H, M G 143 E, H, M P 93 E, H, M P 113 E, H, M P 143 E, H, M R 93 E, H, M R 143 E, H, M T 93 E, H, M T 113 E, H, M T 143 E, H, M	1988→	F	17991.0 19931.0	4	17991 19931	413	235	127 178	19			93280 93280	32 64
		R	19932.0 19933.0	4	19932 19933	413	235	203 254	19		7" Brake 8" Brake 10" Brake	93280 93280 93280	64 64 64

2925305390

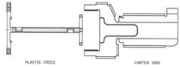

29252

KNR.SB/SN7



587014

↔ 310



567500J

430	45	37	131	208	10xM16			

Kg

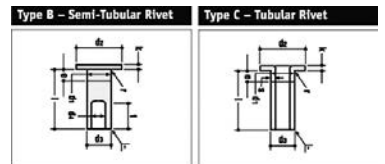


ABS

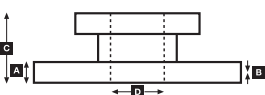
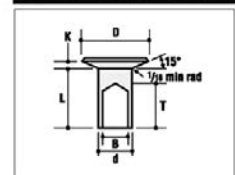
29.5



Rivet Ref	Head Size	Shank Ø x Shank Length	Drawing type	Head Shape	T = tubular S = semi-tubular	Material	Material Description
93280	12.25	6.65 x 18.35	Type A	Flat	S	Steel	1 x JURID RIVETS BAG INCLUDES 100 PCS
93687	12.25	6.35 x 19	Type A	Conical	S	Steel	1 x JURID RIVETS BAG INCLUDES 100 PCS



Type A - Semi Tubular Rivets





WVA



!

**...SCANIA****...G, P, R, T-Series**

P 82 H (6x2) P 112 H (6x2) R 112 H (6x2) R 142 H (6x2) T 82 H (6x2) T 112 H (6x2) T 142 H (6x2)	1981→1988	F	19075.0	8	19075	413	193	178	19			93687	96	
		R	19075.0	8	19075	413	193	178	19			93687	96	
			19393.0	8	19393	413	193	203	19		8" Brake	93687	96	
P 92 (6x2, 6x4)	1985→1988	F	19075.0	8	19075	413	193	178	19			93687	96	
		R	19075.0	8	19075	413	193	178	19			93687	96	
			19393.0	8	19393	413	193	203	19		8" Brake	93687	96	
P 92 H (4x2) T 92 H (4x2)	1984→1988	F	19075.0	8	19075	413	193	178	19			93687	96	
		R	19647.0	8	19647	413	193	254	19			93687	96	
P 92 M (8x4)	1985→1988	F	19075.0	8	19075	413	193	178	19			93687	96	
		R	19075.0	8	19075	413	193	178	19			93687	96	
T 82 H (6x2) T 112 H (6x2) T 142 H (6x2)	1980→	F	19075.0	8	19075	413	193	178	19			93687	96	
		R	17161.0*	8	17161	413	193	127	19		*use 17 161 19,00 00 8	93687	64	
			19393.0	8	19393	413	193	203	19			93687	96	
T 82 M (4x2) T 112 M (4x2)	1980→	F	17161.0*	8	17161	413	193	127	19		*use 17 161 19,00 00 8	93687	64	
		R	19075.0	8	19075	413	193	178	19			93687	96	

SEDDON ATKINSON**200 Series**

14 ton	1975→1981	F	K19072.0	4	19072	394	360	152	12.7			93684	48
		R	K19072.0	4	19072	394	360	152	12.7			93684	48

211 Series

2.11	1986→1988	F	K19877.0	4	19878	410	160	160	17.3			8103060007	104
				4	19877	410	162	160	16.2				
		R	K19877.0	4	19878	410	160	160	17.3			8103060007	104
				4	19877	410	162	160	16.2				

311 Series

3.11	1986→1988	F	K19877.0	4	19878	410	160	160	17.3			8103060007	104
				4	19877	410	162	160	16.2				
3.11	1986→11/90	R	19879.0	4	19879	410	162	200	17.3			8103060007	104
				4	19881	410	160	200	16.5				
3.11 (6x2)	1986→01/93	F	K19877.0	4	19878	410	160	160	17.3			8103060007	104
				4	19877	410	162	160	16.2				
		R1	19879.0	4	19879	410	162	200	17.3			8103060007	104
				4	19881	410	160	200	16.5				
		R2	19879.0	4	19879	410	162	200	17.3			8103060007	104
				4	19881	410	160	200	16.5				

400 Series

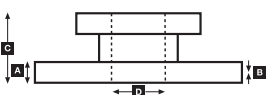
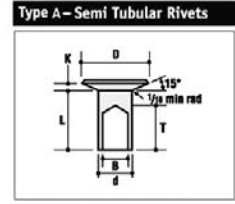
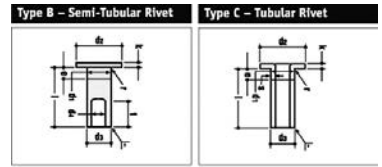
D16G6XC	1975→1981	F	K19072.0	4	19072	394	360	152	12.7			93684	48
		R	K19072.0	4	19072	394	360	152	12.7			93684	48

411 Series

4.11	1986→1988	F	K19877.0	4	19878	410	160	160	17.3			8103060007	104
				4	19877	410	162	160	16.2				
		R	19879.0	4	19879	410	162	200	17.3			8103060007	104
				4	19881	410	160	200	16.5				
4.11 (6x2)	1986→1991	F	K19877.0	4	19878	410	160	160	17.3			8103060007	104
				4	19877	410	162	160	16.2				
		R1	19879.0	4	19879	410	162	200	17.3			8103060007	104
				4	19881	410	160	200	16.5				
		R2	19879.0	4	19879	410	162	200	17.3			8103060007	104
				4	19881	410	160	200	16.5				



Rivet Ref	Head Size	Shank Ø x Shank Length	Drawing type	Head Shape	T = tubular S = semi-tubular	Material	Material Description
8103060007	11.5	6 x 15	Type C	Flat	T	Steel	1 x JURID RIVETS BAG INCLUDES 100 PCS
93684	12.14	6.35 x 14.5	Type A	Conical	S	Steel	1 x JURID RIVETS BAG INCLUDES 100 PCS
93687	12.25	6.35 x 19	Type A	Conical	S	Steel	1 x JURID RIVETS BAG INCLUDES 100 PCS





WVA



!



#

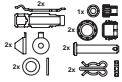
**...SEDDON ATKINSON**

All													
13/4, 18.5/4	1967→	F	K19072.0	4	19072	394	360	152	12.7			93684	48
		R	K19072.0	4	19072	394	360	152	12.7			93684	48
18.5/4, 20/4	1973→	F	K19072.0	4	19072	394	360	152	12.7			93684	48
		R	K19072.0	4	19072	394	360	152	12.7			93684	48
20/DD6, 22/DD6	1970→1973	R	K19072.0	4	19072	394	360	152	12.7			93684	48
Municipal Vehicles													
SB7000 T6		F	2925305390	4	29253		247.5	109.5	30				
		R	2925305390	4	29253		247.5	109.5	30				
Municipal Vehicles													
M17.P16, M17.P21 N17.P16, N17.P21	06/93→	F	19071.0	8	19071	410	176	200	18.3			93683/93685	96/104
		R	19071.0	8	19071	410	176	200	18.3			93683/93685	96/104
M25.P21 M26.P21 N23.P21	06/93→	F	19071.0	8	19071	410	176	200	18.3			93683/93685	96/104
		R1	19071.0	8	19071	410	176	200	18.3			93683/93685	96/104
		R2	19071.0	8	19071	410	176	200	18.3			93683/93685	96/104
		R	19071.0	8	19071	410	176	200	18.3			93683/93685	96/104
Pacer													
M210.C17, M210.P17 M240.C17 N210.C17, N210.P17	1994→	F	19071.0	8	19071	410	176	200	18.3			93683/93685	96/104
		R	19071.0	8	19071	410	176	200	18.3			93683/93685	96/104
M210.P25, M210.M26 M240.C25, M240.C26	1994→	F	19071.0	8	19071	410	176	200	18.3			93683/93685	96/104
		R1	19071.0	8	19071	410	176	200	18.3			93683/93685	96/104
		R2	19071.0	8	19071	410	176	200	18.3			93683/93685	96/104
M325.L32	1994→	F1	19071.0	8	19071	410	176	200	18.3			93683/93685	96/104
		F2	19071.0	8	19071	410	176	200	18.3			93683/93685	96/104
		R1	19071.0	8	19071	410	176	200	18.3			93683/93685	96/104
		R2	19071.0	8	19071	410	176	200	18.3			93683/93685	96/104
Stratos													
R24.26C TC26.27C, TC26.28L 26.275L	1990→01/93	F	19071.0	8	19071	410	176	200	18.3			93683/93685	96/104
	09/90→	R1	19071.0	8	19071	410	176	200	18.3			93683/93685	96/104
	1994→	R2	19071.0	8	19071	410	176	200	18.3			93683/93685	96/104
TC32.28L, TC32.33L, TC32.33P 32.275L	09/90→	F1	19071.0	8	19071	410	176	200	18.3			93683/93685	96/104
	1994→	F2	19071.0	8	19071	410	176	200	18.3			93683/93685	96/104
		R1	19071.0	8	19071	410	176	200	18.3			93683/93685	96/104
		R2	19071.0	8	19071	410	176	200	18.3			93683/93685	96/104
17.275L 17.325L 17.340C 17.350L 17.380C 17.410C	12/93→	F	19071.0	8	19071	410	176	200	18.3			93683/93685	96/104
	R	19071.0	8	19071	410	176	200	18.3			93683/93685	96/104	
210.C17, 210.P17	1994→	F	19071.0	8	19071	410	176	200	18.3			93683/93685	96/104
		R	19071.0	8	19071	410	176	200	18.3			93683/93685	96/104
210.C21, 210.P21	1994→	F	19071.0	8	19071	410	176	200	18.3			93683/93685	96/104
		R1	K19231.0	8	19306	360	173	170	16.5			93683	96
		R2	K19231.0	8	19306	360	173	170	16.5			93683	96
23.325L 23.340C 23.350L 23.380C 23.410C	02/94→	F	19071.0	8	19071	410	176	200	18.3			93683/93685	96/104
		R1	19071.0	8	19071	410	176	200	18.3			93683/93685	96/104
		R2	19071.0	8	19071	410	176	200	18.3			93683/93685	96/104
		R	19071.0	8	19071	410	176	200	18.3			93683/93685	96/104

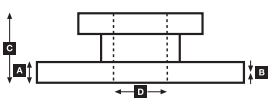
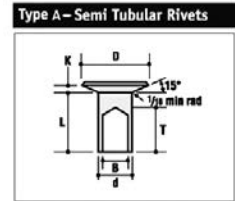
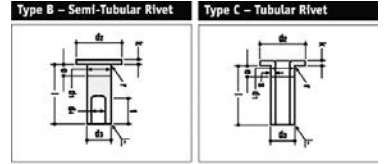
2925305390

29252

KNR.SB/SN7



Rivet Ref	Head Size	Shank Ø x Shank Length	Drawing type	Head Shape	T = tubular S = semi-tubular	Material	Material Description
93683	12.25	6.35 x 13	Type A	Conical	S	Steel	1 x JURID RIVETS BAG INCLUDES 100 PCS
93684	12.14	6.35 x 14.5	Type A	Conical	S	Steel	1 x JURID RIVETS BAG INCLUDES 100 PCS
93685	12.14	6.35 x 16	Type A	Conical	S	Steel	1 x JURID RIVETS BAG INCLUDES 100 PCS





STEYR

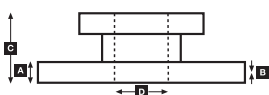
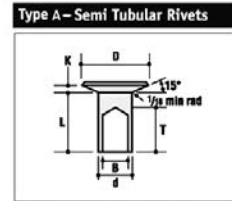
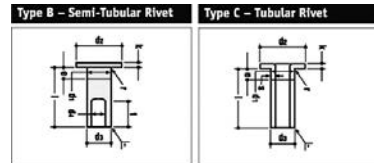
All														
6S (Meritor-Brake)	1991→	F	15879.0	8	15879	325	140	97	16.5				8162080001	48
		R	15879.0	8	15879	325	140	97	16.5				8162080001	48
8S, 9S, 11S (Meritor-Brake)	1990→	F	17988.0	8	17988	325	140	150	16.2				8162080001	64
		R	17988.0	8	17988	325	140	150	16.2				8162080001	64
9S, 10S, 11S (Perrot-Brake)	1986→1989	R	K19821.0	2	19822	325	249	160	12				8103060007	52
		R	K19821.0	2	19821	325	288	160	12					
12M18 (4x4) (Military Vehicle)	1986→	F	17 251 12,50 60 4	4	17251	405	370	120	12.5				8162080003	56
12S, 13S (4x2) (Meritor-Brakes)	1987→	F	K19928.0	8	19928	360	167	170	18				93683	96
		R	K19928.0	8	19928	360	167	170	18				93683	96
13S (4x4)	1986→	F	17 251 12,50 60 4	4	17251	405	370	120	12.5				8162080003	56
		R	17 252 11,50 60 3	2	17253	405	423	140	11.5				8162080003	56
		R	17 252 11,50 60 3	2	17252	405	321	140	11.5					
14S, 15S, 16S (4x2) (for Hydraulic brakes)	1986→1989	F	17 847 12,50 60 4	4	17847	405	370	240	12.5				8162080003	56
		R	19 134 14,00 60 5	4	19134	420	214	160	14				8103100002	56
		R	19 134 14,00 60 5	2	19298	420	334	160	14					
14S, 15S, 16S, 17S (4x2) (for Air brakes)	1990→	F	19 922 17,40 60 8	8	19922	394	186	203	17.4				93685	96
		R	19071.0	8	19071	410	176	200	18.3				93683/93685	96/104
15S (4x4), 16S (4x4) (for Hydraulic brakes)	1990→	F	17 847 12,50 60 4	4	17847	405	370	240	12.5				8162080003	56
		R	19 134 14,00 60 5	4	19134	420	214	160	14				8103100002	56
		R	19 134 14,00 60 5	2	19298	420	334	160	14					
19 S - 42 S	1986→1993	F	19245.0*	4	19245	420	186	160	15			*use 19 245 15,00 60 6	8103100002	56
		R	19246.0	8	19246	420	186	185	15				8103100002	64
19 S - 42 S (excl 4WD)	1994→	F	19495.0	8	19495	410	177	183	17				8162080002	64
		R	19246.0	8	19246	420	186	185	15				8103100002	64
19 S - 42 S 4WD	1986→	F	19245.0	8	19245	420	186	160	15				8103100002	64
		R	19246.0	8	19246	420	186	185	15				8103100002	64
19 S - 42 S Tractor unit for Eaton/MAN rear axle	1994→	F	19495.0	8	19495	410	177	183	17				8162080002	64
		R	19496.0	8	19496	410	177	223	17				8162080002	64
19 S - 42 S Tractor unit for Hypoid axle	1986→1993	F	19245.0*	4	19245	420	186	160	15			*use 19 245 15,00 60 6	8103100002	56
		F	19036.0	4	19036	419	188	178	18.6				93685	96
		F	19037.0	4	19037	419	194	178	18					
991, 1291, 1491, 1891	1978→1985	F	19245.0*	4	19245	420	186	160	15			*use 19 245 15,00 60 6	8103100002	56
		R	19246.0	8	19246	420	186	185	15				8103100002	64
991, 1291, 1491, 1891 Allrad	1978→1985	F	19245.0	8	19245	420	186	160	15				8103100002	64
		R	19246.0	8	19246	420	186	185	15				8103100002	64
Leading axle (6x2)		R	19245.0	8	19245	420	186	160	15				8103100002	64
Second Rear axle (6x4)		R	19246.0	8	19246	420	186	185	15				8103100002	64
Trailing axle (6x2): 6 to		R	17377.0	8	17377	420	204	120	18				8162080001	80
Trailing axle (6x2): 8 to		R	19032.0	8	19032	420	203	180	17.5				8102080005	80
Trailing axle (6x2): 10 to		R	19094.0	8	19094	420	203	200	17.5				8102080005	80
		R	17456.0	8	17456	420	201	140	18			Opt	8162080002	80

TAM

All														
TAM 170		F	17 340 10,00 60 4	4	17340	400	329	140	10				8162080001	48
TAM 170/190 A 11		F	19150.0	4	19150	419	209	152	18.3				93685	80
		F	19150.0	4	19151	419	216	152	18.8					
		R	17269.0	2	17269	400	320	140	12				8162080001	56
		R	17269.0	4	17336	400	320	140	12					
		R1	19256.0	4	19256	419	208	178	18.3				93685	112
TAM 260 A 119T		R2	19150.0	4	19260	419	216	178	18.8					
		F	19823.0	8	19786	410	202	200	18				8103100003	96
TAM 260/T22		R	K19641.0	8	19641	434	208	220	18				8103100003	128
		F	19 643 13,75 00 8	8	19643	409	215	160	13.75				8103100003	64
		R	19 642 13,75 00 6	4	19642	409	165	160	13.75				8103100003	56
R	19 643 13,75 00 6	4	19643	409	215	160	13.75							



Rivet Ref	Head Size	Shank Ø x Shank Length	Drawing type	Head Shape	T = tubular S = semi-tubular	Material	Material Description
8102080005	15.5	8 x 15	Type B	Flat	S	Copper	1 x JURID RIVETS BAG INCLUDES 100 PCS
8103060007	11.5	6 x 15	Type C	Flat	T	Steel	1 x JURID RIVETS BAG INCLUDES 100 PCS
8103100002	18	10 x 18	Type C	Flat	T	Steel	1 x JURID RIVETS BAG INCLUDES 100 PCS
8103100003	18	10 x 20	Type C	Flat	T	Steel	1 x JURID RIVETS BAG INCLUDES 100 PCS
8162080001	15.5	8 x 15	Type C	Flat	T (Stepped)	Steel	1 x JURID RIVETS BAG INCLUDES 100 PCS
8162080002	15.5	8 x 18	Type C	Flat	T (Stepped)	Steel	1 x JURID RIVETS BAG INCLUDES 100 PCS
8162080003	15.5	8 x 20	Type C	Flat	T (Stepped)	Steel	1 x JURID RIVETS BAG INCLUDES 100 PCS
93683	12.25	6.35 x 13	Type A	Conical	S	Steel	1 x JURID RIVETS BAG INCLUDES 100 PCS
93685	12.14	6.35 x 16	Type A	Conical	S	Steel	1 x JURID RIVETS BAG INCLUDES 100 PCS





WVA



!

**TATRA****Jamal**

410 x 180mm	2000→	F	19262.0	6	19262	410	201	180	19.8			8162080003	112	
				2	19342	410	201	180	19.8					
		R	19262.0	6	19262	410	201	180	19.8			8162080003	112	
				2	19342	410	201	180	19.8					
410 x 200mm	2000→	F	19263.0	2	19343	410	201	200	19.8			8162080003	112	
				6	19263	410	201	200	19.8					
		R	19263.0	2	19343	410	201	200	19.8			8162080003	112	
				6	19263	410	201	200	19.8					
420 x 160mm	2000→	F	19648.0	8	19648	420	186	160	16			8162080001	64	
				8	19648	420	186	160	16					
		R	19648.0	8	19648	420	186	160	16			8162080001	64	
				8	19648	420	186	160	16					

T813

420 x 180mm	1967→1982	F	19538.0	8	19538	420	186	180	16.1/ 11.7				64	
				8	19538	420	186	180	16.1/ 11.7					64
		R	19538.0	8	19538	420	186	180	16.1/ 11.7				64	
				8	19538	420	186	180	16.1/ 11.7					64

T815, T815-2

420 x 160mm	1982→1998	F	19648.0	8	19648	420	186	160	16			8162080001	64	
				8	19648	420	186	160	16					64
		R	19648.0	8	19648	420	186	160	16			8162080001	64	
				8	19648	420	186	160	16					64

T815-2 E1 & E2

410 x 180mm	1995→	F	19262.0	6	19262	410	201	180	19.8			8162080003	112	
				2	19342	410	201	180	19.8					
		R	19262.0	6	19262	410	201	180	19.8			8162080003	112	
				2	19342	410	201	180	19.8					
410 x 200mm	1995→	F	19263.0	2	19343	410	201	200	19.8			8162080003	112	
				6	19263	410	201	200	19.8					
		R	19263.0	2	19343	410	201	200	19.8			8162080003	112	
				6	19263	410	201	200	19.8					
420 x 160mm		F	19648.0	8	19648	420	186	160	16			8162080001	64	
				8	19648	420	186	160	16					
		R	19648.0	8	19648	420	186	160	16			8162080001	64	
				8	19648	420	186	160	16					64

VOLVO**F 4-Series**

F 406 F 407 F 408	1975→1986	F	17829.0	2	17829	310	245	100	10			93038	56	
				2	17830	310	209	100	10					
		R	17831.0	2	17832	310	245	125	10			93038	64	
				2	17831	310	209	125	10					

F 6-Series

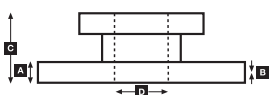
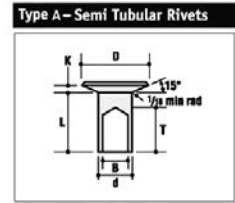
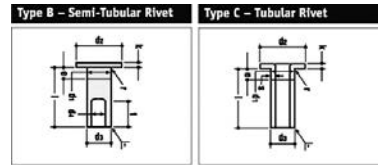
F 607 F 608 F 609 (9 to) F 610, A	1975→1986	F	17827.0	2	17827	325	251	120	12.5				60	
				2	17828	325	210	120	12.5					
		R	19620.0	2	19621	325	251	150	12.5				64	
				2	19620	325	210	150	12.5					
F 611 (11 to) F 613 (13 to) F 614 TF 614	1975→1986	F	17804.0	4	17804	394	354	127	12.7				64	
				4	19622	394	354	152	12.7					64
F 615, S F 616, S F 617, S	1979→ 1980→	F	19385.0	6	19384	381	188	178	18.15			93684	96	
				2	19385	381	188	178	18.15					
		R	19385.0	6	19384	381	188	178	18.15			93684	96	
				2	19385	381	188	178	18.15					

F 7-Series

F7	1977→1984	F	19560.0*	4	19560	414	197	152	19		*use 19 560 19,00 00 6	93685	88	
				4	19561	414	159	152	19					
		R	19467.0	4	19468	394	146	177	19		7" Brake	93687	84	
				4	19467	394	191	177	19					
		R	19562.0	4	19562	394	190	203	19		8" Brake	93685	84	
				4	19563	394	146	203	19					



Rivet Ref	Head Size	Shank Ø x Shank Length	Drawing type	Head Shape	T = tubular S = semi-tubular	Material	Material Description
8162080001	15.5	8 x 15	Type C	Flat	T (Stepped)	Steel	1 x JURID RIVETS BAG INCLUDES 100 PCS
8162080003	15.5	8 x 20	Type C	Flat	T (Stepped)	Steel	1 x JURID RIVETS BAG INCLUDES 100 PCS
93038	9.5	5 x 10	Type C	Flat	T	Steel	1 x JURID RIVETS BAG INCLUDES 100 PCS
93684	12.14	6.35 x 14.5	Type A	Conical	S	Steel	1 x JURID RIVETS BAG INCLUDES 100 PCS
93685	12.14	6.35 x 16	Type A	Conical	S	Steel	1 x JURID RIVETS BAG INCLUDES 100 PCS
93687	12.25	6.35 x 19	Type A	Conical	S	Steel	1 x JURID RIVETS BAG INCLUDES 100 PCS





WVA



!



#

**...VOLVO****...F 7-Series**

F 7 for Meritor-Brake	1978→1985	F	19385.0	6	19384	381	188	178	18.15			93684	96
			2	19385	381	188	178	18.15					
		R	19385.0	6	19384	381	188	178	18.15				
			2	19385	381	188	178	18.15					

F 12-Series

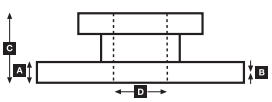
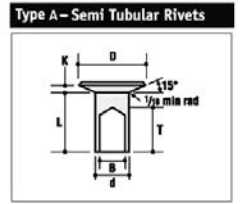
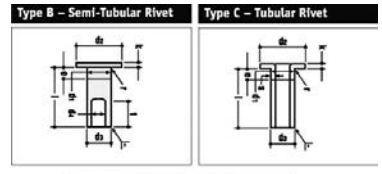
F 12 Intercooler 4x2 FAT 6.5 FAT 7.5	1980→1985	F	19560.0*	4	19560	414	197	152	19		*use 19 560 19,00 00 6	93685	88	
			4	19561	414	159	152	19						
		F	19467.0	4	19467	394	191	177	19					FAT 7.5
			4	19468	394	191	177	19						
		R	19799.0	4	19800	394	190	254	19					
			4	19799	394	146	254	19						
		R	K19885.0	4	19885	394	190	240	19					10/83→
			4	19886	394	146	240	19						
F 12 Intercooler 6x2 FAT 6.5	1980→1985	F	19560.0*	4	19560	414	197	152	19		*use 19 560 19,00 00 6	93685	88	
			4	19561	414	159	152	19						
		R	19799.0	4	19800	394	190	254	19					
			4	19799	394	146	254	19						
		R	K19885.0	4	19885	394	190	240	19					10/83→
			4	19886	394	146	240	19						
F 12 Intercooler 6x2, 38 to FAT 7.5	1980→1985	F	19467.0	4	19468	394	146	177	19			93687	84	
			4	19467	394	191	177	19						
		R	19799.0	4	19800	394	190	254	19					
			4	19799	394	146	254	19						
		R	K19885.0	4	19885	394	190	240	19					10/83→
			4	19886	394	146	240	19						

F 12/F16-Series

F 12/F 16 6x4 (24 to)	01/87→12/94	F	19090.0	8	19090	410	176	175	18.3		Z-Cam-Brake, 6.5 to axle load (96 x L8=5mm platform, 104 x L10=8mm platform)	93683/93685	96/104		
			19071.0	8	19071	410	176	200	18.3					7.5/8.0 to axle load (96 x L8=5mm platform, 104 x L10=8mm platform)	
		R	19071.0	8	19071	410	176	200	18.3						(96 x L8=5mm platform, 104 x L10=8mm platform)
F 12/F 16 4x2 (17-18 to)	01/87→12/94	F	19090.0	8	19090	410	176	175	18.3		Z-Cam-Brake, 6.5 axle load (96 x L8=5mm platform, 104 x L10=8mm platform)	93683/93685	96/104		
			19071.0	8	19071	410	176	200	18.3					7.5/8.0 to axle load (96 x L8=5mm platform, 104 x L10=8mm platform)	
		R	19068.0	8	19068	410	176	225	18.3						(96 x L8=5mm platform, 104 x L10=8mm platform)
F 12/F 16 6x2 (24-25 to)	01/87→12/94	F	19090.0	8	19090	410	176	175	18.3		Z-Cam-Brake, 6.5 to axle load (96 x L8=5mm platform, 104 x L10=8mm platform)	93683/93685	96/104		
			19071.0	8	19071	410	176	200	18.3					7.5/8.0 to axle load (96 x L8=5mm platform, 104 x L10=8mm platform)	
		R	19068.0	8	19068	410	176	225	18.3						(96 x L8=5mm platform, 104 x L10=8mm platform)
			17992.0	8	17992	410	176	125	18.3					Auxiliary axle (L8=5mm platform, L10=8mm platform)	
			19941.0	8	19941	410	176	150	18.3					Opt Auxiliary axle (96 x L8=5mm platform, 80 x L10=8mm platform)	
19071.0	8	19071	410	176	200	18.3	TD 121 G, SR 62 (96 x L8=5mm platform, 104 x L10=8mm platform)								



Rivet Ref	Head Size	Shank Ø x Shank Length	Drawing type	Head Shape	T = tubular S = semi-tubular	Material	Material Description
93683	12.25	6.35 x 13	Type A	Conical	S	Steel	1 x JURID RIVETS BAG INCLUDES 100 PCS
93684	12.14	6.35 x 14.5	Type A	Conical	S	Steel	1 x JURID RIVETS BAG INCLUDES 100 PCS
93685	12.14	6.35 x 16	Type A	Conical	S	Steel	1 x JURID RIVETS BAG INCLUDES 100 PCS
93687	12.25	6.35 x 19	Type A	Conical	S	Steel	1 x JURID RIVETS BAG INCLUDES 100 PCS





WVA



!



#

**...VOLVO****...F 12/F16-Series**

F12/F16 8x2	1986→	F	19941.0	8	19941	410	176	150	18.3		Z-Cam-Brake, 13 to axle load (96 x L8=5mm platform, 80 x L10=8mm platform)	93683/93685	80/96		
		F	19090.0	8	19090	410	176	175	18.3		15 to axle load (96 x L8=5mm platform, 104 x L10=8mm platform)	93683/93685	96/104		
	R		F	19068.0	8	19068	410	176	225	18.3		15 to axle load (96 x L8=5mm platform, 104 x L10=8mm platform)	93683/93685	96/104	
			F	17992.0	8	17992	410	176	125	18.3		Auxiliary axle (L8=5mm platform, L10=8mm platform)	93683/93685	64	
			F	19941.0	8	19941	410	176	150	18.3		Opt Auxiliary axle (96 x L8=5mm platform, 80 x L10=8mm platform)	93683/93685	80/96	
			F	19071.0	8	19071	410	176	200	18.3		TD 121 G, SR 62 (96 x L8=5mm platform, 104 x L10=8mm platform)	93683/93685	96/104	

FE-Series

240, 280, 320 Meritor Elsa 225-3 Caliper	05/06→	F	2917409560	4	29218	434	249	109.5	29					569214J
		R	2917409560	4	29218	434	249	109.5	29					569214J

FH-Series

16/580, 16/660, 400, 440, 480, 520 with Meritor Elsa 225-3 caliper	05/06→	F	2917409560	4	29218		249	109.5	29		22.5" Wheel			569214J
		F	2917409560	4	29218		249	109.5	29		22.5" Wheel			569214J
FH12, FH16	09/05→	R	FCV1952B	4	29151		216	97	29		Volvo lift Axle Meritor DLE Duco, Solid disc option 569217J			569212J
FH12 (6x2) for Air suspension rear, FH12-340 250kW/340PS, FH12-380 279kW/380PS, FH12-420 309kW/420PS, FH12-460 338kW/460PS, FH12-520 382kW/520PS, FH16 (6x2) for Air suspension rear	01/93→	F	2912509560	4	29125	434	250	111	29		Solid disc option 569213J			569214J
		R	2912509560	4	29125		250	111	29		Solid disc option 569213J			569214J

FH-Series

FH12 (6x2) for Air suspension rear	08/93→	F	19090.0	8	19090	410	176	175	18.3		Z-Cam-Brake (96 x L8=5mm platform, 104 x L10=8mm platform)	93683/93685	96/104	
			19071.0	8	19071	410	176	200	18.3		Opt (96 x L8=5mm platform, 104 x L10=8mm platform)	93683/93685	96/104	
		R	19941.0	8	19941	410	176	150	18.3		Auxiliary axle 7.5 to Axle load (96 x L8=5mm platform, 80 x L10=8mm platform)	93683/93685	80/96	
			19071.0	8	19071	410	176	200	18.3		(96 x L8=5mm platform, 104 x L10=8mm platform)	93683/93685	96/104	
			19071.0	8	19071	410	176	200	18.3		Auxiliary axle 9.5 to Axle load (96 x L8=5mm platform, 104 x L10=8mm platform)	93683/93685	96/104	
			19071.0	8	19071	410	176	200	18.3					



WVA



!

**...VOLVO****...FH-Series**

FH12-340 250kW/340PS FH12-420 309kW/420PS	08/93→	F	19090.0	8	19090	410	176	175	18.3	Z-Cam-Brake (96 x L8=5mm platform, 104 x L10=8mm platform)	93683/93685	96/104			
			19071.0	8	19071	410	176	200	18.3				Opt (96 x L8=5mm platform, 104 x L10=8mm platform)	93683/93685	96/104
		R	19071.0	8	19071	410	176	200	18.3	(96 x L8=5mm platform, 104 x L10=8mm platform)	93683/93685	96/104			
			19068.0	8	19068	410	176	225	18.3				(96 x L8=5mm platform, 104 x L10=8mm platform)	93683/93685	96/104
			17992.0	8	17992	410	176	125	18.3				Auxiliary axle (L8=5mm platform, L10=8mm platform)	93683/93685	64
			19071.0	8	19071	410	176	200	18.3				Opt Auxiliary axle (96 x L8=5mm platform, 104 x L10=8mm platform)	93683/93685	96/104
		FH12-380 279kW/380PS FH12-520 382kW/520PS	08/93→	F	19090.0	8	19090	410	176	175	18.3	Z-Cam-Brake (96 x L8=5mm platform, 104 x L10=8mm platform)	93683/93685	96/104	
					19071.0	8	19071	410	176	200	18.3				Opt (96 x L8=5mm platform, 104 x L10=8mm platform)
R	19071.0			8	19071	410	176	200	18.3	(96 x L8=5mm platform, 104 x L10=8mm platform)	93683/93685	96/104			
	19068.0			8	19068	410	176	225	18.3				Opt (96 x L8=5mm platform, 104 x L10=8mm platform)	93683/93685	96/104
	17992.0			8	17992	410	176	125	18.3				Auxiliary axle (L8=5mm platform, L10=8mm platform)	93683/93685	64
	19071.0			8	19071	410	176	200	18.3				Opt Auxiliary axle (96 x L8=5mm platform, 104 x L10=8mm platform)	93683/93685	96/104
FH12-460 338kW/460PS				F	19090.0	8	19090	410	176	175	18.3	Z-Cam-Brake (96 x L8=5mm platform, 104 x L10=8mm platform)	93683/93685	96/104	
					19071.0	8	19071	410	176	200	18.3				Opt (96 x L8=5mm platform, 104 x L10=8mm platform)
		R	19071.0	8	19071	410	176	200	18.3	(96 x L8=5mm platform, 104 x L10=8mm platform)	93683/93685	96/104			
			19068.0	8	19068	410	176	225	18.3				Opt (96 x L8=5mm platform, 104 x L10=8mm platform)	93683/93685	96/104
			17992.0	8	17992	410	176	125	18.3				Auxiliary axle (L8=5mm platform, L10=8mm platform)	93683/93685	64
			19071.0	8	19071	410	176	200	18.3				Opt (96 x L8=5mm platform, 104 x L10=8mm platform)	93683/93685	96/104

FL Series

FL240, 280	05/06→	F	2917309560	4	29203	216	99.5	29	FAI175	Meritor Elsa 225-1		
			2918105390	4	29207	210.5	92	30				
		R	2917309560	4	29203	216	99.5	29	FAI175	Meritor Elsa 225-1		
			2918105390	4	29207	210.5	92	30				

FL 4 Series

FL406, FL408, FL411 82kW	01/85→	F	2930209560	4	29302	322	176	80	22	FAI104	→02/90		561919J
			2930209560	4	29039	176	80	22	03/90→				
		R	2930209560	4	29302	322	176	80	22	FAI104	→02/90		567150J
			2930209560	4	29039	322	176	80	22				



...VOLVO

FL 6-Series

FL608, FL609, FL610, FL611, FL612 126-184kW FL613, FL614, FL615 126-184kW	01/85→	F	2930209560	4	29302	322	176	80	22	FAI104	→02/90			561920J
			2930209560	4	29039	322	176	80	22		03/90→			561920J
		R	2930209560	4	29302	322	176	80	22		→02/90			567114J
			2930209560	4	29039	322	176	80	22		03/90→			567114J
FL613, FL614, FL615 126-184kW	2000→	F	2913709560	4	29137	337	210	102.5	29		17.5" Wheel size, Meritor B-Duco Caliper			FCR303A
			2913709560	4	29137	375	210	102.5	29		19.5" Wheel size, Meritor C-Duco Caliper			FCR305A
		R	2913709560	4	29137	337	210	102.5	29		17.5" Wheel size, Meritor B-Duco Caliper			FCR303A
			2913709560	4	29137	375	210	102.5	29		19.5" Wheel size, Meritor C-Duco Caliper			FCR305A
FL616, FL617, FL618		F	2930209560	4	29039	322	176	80	22	FAI104	→2000			561920J
			2912509560	4	29125	250	111	29	→2000					
		R	2930209560	4	29039	322	176	80	22	FAI104	→2000			567114J
			2912509560	4	29125	250	111	29	2000→					

FL 6-Series

FL608	10/85→	F	19 543 14,80 60 5	4	19543	360	174	170	14.8		1991→	93683	92	
			19 543 14,80 60 5	2	19552	360	269	170	8.4					
FL609	1986→	F	19 543 14,80 60 5	4	19543	360	174	170	14.8		Opt 1991→	93683	92	
			19 543 14,80 60 5	2	19552	360	269	170	8.4					
FL610	1986→	F	17357.0	4	17357	360	174	140	14.8		1991→	93683	112	
			17357.0	4	17358	360	174	140	9.7					
FL611	1986→	F	17357.0	4	17357	360	174	140	14.8		1991→ Opt	93683	112	
			17357.0	4	17358	360	174	140	9.7					
FL611	1994→	F	17357.0	4	17357	360	174	140	14.8			93683	112	
			17357.0	4	17358	360	174	140	9.7					
FL611	09/85→1994	F	19 543 14,80 60 5	4	19543	360	174	170	14.8		Opt 1991→	93683	92	
			19 543 14,80 60 5	2	19552	360	269	170	8.4					
FL611	09/85→	F	19 543 14,80 60 5	4	19543	360	174	170	14.8		Opt 1991→	93683	92	
			19 543 14,80 60 5	2	19552	360	269	170	8.4					
FL512	09/85→	F	19 543 14,80 60 5	4	19543	360	174	170	14.8		Opt 90→94	93683	92	
			19 543 14,80 60 5	2	19552	360	269	170	8.4					
FL512	09/85→	F	19758.0	4	19758	360	174	170	14.8		95→04/00	93683	112	
			19758.0	4	19759	360	174	170	9.7					
FL512	09/85→	F	17357.0	4	17357	360	174	140	14.8		Opt 95→04/00	93683	112	
			17357.0	4	17358	360	174	140	9.7					
FL512	09/85→	R	19 543 14,80 60 5	4	19543	360	174	170	14.8		Opt 90→94	93683	92	
			19 543 14,80 60 5	2	19552	360	269	170	8.4					
FL512	09/85→	R	19758.0	4	19758	360	174	170	14.8		95→04/00	93683	112	
			19758.0	4	19759	360	174	170	9.7					
FL512	09/85→	R	17357.0	4	17357	360	174	140	14.8		Opt 95→04/00	93683	112	
			17357.0	4	17358	360	174	140	9.7					
FL614	09/85→1994	F	19 543 14,80 60 5	4	19543	360	174	170	14.8		Opt 90→94	93683	92	
			19 543 14,80 60 5	2	19552	360	269	170	8.4					
FL614 (Platform Chass.)	1994→04/00	F	19385.0	6	19384	381	188	178	18.15			93684	96	
			19385.0	2	19385	381	188	178	18.15					
FL614 (Rigid Chass.) FL615	1994→04/00	F	19758.0	4	19758	360	174	170	14.8			93683	112	
			19758.0	4	19759	360	174	170	9.7					
FL614 (Rigid Chass.) FL615	1994→04/00	F	17357.0	4	17357	360	174	140	14.8		Opt	93683	112	
			17357.0	4	17358	360	174	140	9.7					
FL614 (Rigid Chass.) FL615	1994→04/00	R	19758.0	4	19758	360	174	170	14.8			93683	112	
			19758.0	4	19759	360	174	170	9.7					
FL614 (Rigid Chass.) FL615	1994→04/00	R	17357.0	4	17357	360	174	140	14.8		Opt	93683	112	
			17357.0	4	17358	360	174	140	9.7					



WVA



!



...VOLVO

...FL 6-Series

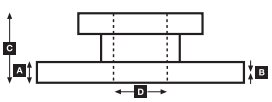
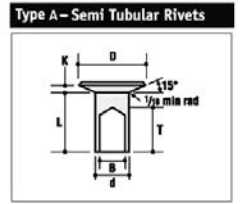
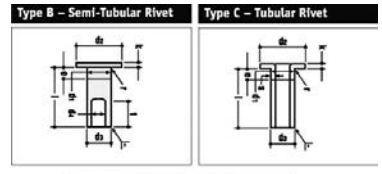
FL615, FL616, FL617	1986→1994	F	19385.0	6	19384	381	188	178	18.15		→1989	93684	96
				2	19385	381	188	178	18.15				
		F	K19492.0	8	19492	381	180	180	19.2		1990→	93684	96
		R	19385.0	6	19384	381	188	178	18.15		→1989	93684	96
				2	19385	381	188	178	18.15				
		R	K19492.0	8	19492	381	180	180	19.2		1990→	93684	96
FL618	1990→	F	K19492.0	8	19492	381	180	180	19.2		10/91→04/00 6.5-7.5 to Opt	93684	96
			K19542.0	8	19542	381	180	200	19.2		10/91→04/00 6 to Opt	93684	96
		R	K19492.0	8	19492	381	180	180	19.2		10/91→04/00 6.5-7.5 to Opt	93684	96
			K19542.0	8	19542	381	180	200	19.2		10/91→04/00 6 to Opt	93684	96
FL619	1990→	F	K19492.0	8	19492	381	180	180	19.2		→1992	93684	96
		R	K19492.0	8	19492	381	180	180	19.2		→1992	93684	96
			K19542.0	8	19542	381	180	200	19.2		1993→ 6.5-7.5 to	93684	96

FL 7/FL 10-Series

4x2 Model for 6.5 to Axle load	09/85→	F	19941.0	8	19941	410	176	150	18.3		Z-Cam-Brake (96 x L8=5mm platform, 80 x L10=8mm platform)	93683/93685	80/96
		R	19071.0	8	19071	410	176	200	18.3		Z-Cam-Brake (96 x L8=5mm platform, 104 x L10=8mm platform)	93683/93685	96/104
4x2 Model for 7.5/8.0 to Axle load	09/85→	F	19090.0	8	19090	410	176	175	18.3		Z-Cam-Brake (96 x L8=5mm platform, 104 x L10=8mm platform)	93683/93685	96/104
		R	19071.0	8	19071	410	176	200	18.3		Z-Cam-Brake (96 x L8=5mm platform, 104 x L10=8mm platform)	93683/93685	96/104
6x2 Model for 7.5/8.0 to Axle load Air Suspension & S-Ride	09/85→	F	19090.0	8	19090	410	176	175	18.3		Z-Cam-Brake (96 x L8=5mm platform, 104 x L10=8mm platform)	93683/93685	96/104
		R1	19090.0	8	19090	410	176	175	18.3		Z-Cam-Brake (96 x L8=5mm platform, 104 x L10=8mm platform)	93683/93685	96/104
		R2	17992.0	8	17992	410	176	125	18.3		(L8=5mm platform, L10=8mm platform)	93683/93685	64
6x2 & 6x2/2/4 Model for 6.5 to Axle load	09/85→	F	19941.0	8	19941	410	176	150	18.3		Z-Cam-Brake (96 x L8=5mm platform, 80 x L10=8mm platform)	93683/93685	80/96
		R1	19071.0	8	19071	410	176	200	18.3		Z-Cam-Brake (96 x L8=5mm platform, 104 x L10=8mm platform)	93683/93685	96/104
		R2	17992.0	8	17992	410	176	125	18.3		(L8=5mm platform, L10=8mm platform)	93683/93685	64
6x2 & 6x2/2/4 Model for 7.5/8.0 to Axle load	09/85→	F	19090.0	8	19090	410	176	175	18.3		Z-Cam-Brake (96 x L8=5mm platform, 104 x L10=8mm platform)	93683/93685	96/104
		R1	19071.0	8	19071	410	176	200	18.3		Z-Cam-Brake (96 x L8=5mm platform, 104 x L10=8mm platform)	93683/93685	96/104
		R2	17992.0	8	17992	410	176	125	18.3		(L8=5mm platform, L10=8mm platform)	93683/93685	64
6x2 Model for 6.5 to Axle load Air Suspension & S-Ride	09/85→	F	19941.0	8	19941	410	176	150	18.3		Z-Cam-Brake (96 x L8=5mm platform, 80 x L10=8mm platform)	93683/93685	80/96
		R1	19090.0	8	19090	410	176	175	18.3		Z-Cam-Brake (96 x L8=5mm platform, 104 x L10=8mm platform)	93683/93685	96/104
		R2	17992.0	8	17992	410	176	125	18.3		(L8=5mm platform, L10=8mm platform)	93683/93685	64



Rivet Ref	Head Size	Shank Ø x Shank Length	Drawing type	Head Shape	T = tubular S = semi-tubular	Material	Material Description
93683	12.25	6.35 x 13	Type A	Conical	S	Steel	1 x JURID RIVETS BAG INCLUDES 100 PCS
93684	12.14	6.35 x 14.5	Type A	Conical	S	Steel	1 x JURID RIVETS BAG INCLUDES 100 PCS
93685	12.14	6.35 x 16	Type A	Conical	S	Steel	1 x JURID RIVETS BAG INCLUDES 100 PCS





...VOLVO

...FL 7/FL 10-Series

8x4 Model	09/85→	F1	19941.0	8	19941	410	176	150	18.3		(96 x L8=5mm platform, 80 x L10=8mm platform)	93683/93685	80/96	
		F2	19941.0	8	19941	410	176	150	18.3		(96 x L8=5mm platform, 80 x L10=8mm platform)	93683/93685	80/96	
		R1	19090.0	8	19090	410	176	175	18.3		8x4 T-Ride (96 x L8=5mm platform, 104 x L10=8mm platform)	93683/93685	96/104	
			19068.0	8	19068	410	176	225	18.3		8x4 T-Ride (96 x L8=5mm platform, 104 x L10=8mm platform)	93683/93685	96/104	
		R2	17992.0	8	17992	410	176	125	18.3		(L8=5mm platform, L10=8mm platform)	93683/93685	64	
			19090.0	8	19090	410	176	175	18.3		8x4 T-Ride (96 x L8=5mm platform, 104 x L10=8mm platform)	93683/93685	96/104	

FL 10-Series

6x4 Model (FAT 6.5) T-Ride	09/85→	F	19941.0	8	19941	410	176	150	18.3		Z-Cam-Brake (96 x L8=5mm platform, 80 x L10=8mm platform)	93683/93685	80/96	
		R1	19090.0	8	19090	410	176	175	18.3		Z-Cam-Brake 20 to axle (96 x L8=5mm platform, 104 x L10=8mm platform)	93683/93685	96/104	
		R2	19090.0	8	19090	410	176	175	18.3		20 to axle (96 x L8=5mm platform, 104 x L10=8mm platform)	93683/93685	96/104	
		R1	19071.0	8	19071	410	176	200	18.3		Z-Cam-Brake 26 to axle (96 x L8=5mm platform, 104 x L10=8mm platform)	93683/93685	96/104	
		R2	19071.0	8	19071	410	176	200	18.3		26 to axle (96 x L8=5mm platform, 104 x L10=8mm platform)	93683/93685	96/104	
			19090.0	8	19090	410	176	175	18.3		Z-Cam-Brake (96 x L8=5mm platform, 104 x L10=8mm platform)	93683/93685	96/104	
6x4 Model (FAT 7.5) T-Ride	09/85→	F	19090.0	8	19090	410	176	175	18.3		Z-Cam-Brake (96 x L8=5mm platform, 104 x L10=8mm platform)	93683/93685	96/104	
		R1	19090.0	8	19090	410	176	175	18.3		20 to axle Z-Cam-Brake (96 x L8=5mm platform, 104 x L10=8mm platform)	93683/93685	96/104	
		R2	19090.0	8	19090	410	176	175	18.3		20 to axle (96 x L8=5mm platform, 104 x L10=8mm platform)	93683/93685	96/104	
		R1	19071.0	8	19071	410	176	200	18.3		26 to axle Z-Cam-Brake (96 x L8=5mm platform, 104 x L10=8mm platform)	93683/93685	96/104	
		R2	19071.0	8	19071	410	176	200	18.3		26 to axle (96 x L8=5mm platform, 104 x L10=8mm platform)	93683/93685	96/104	
			19090.0	8	19090	410	176	175	18.3		20 to axle (96 x L8=5mm platform, 104 x L10=8mm platform)	93683/93685	96/104	

FLC

FLC 140 99kW	09/96→09/00	F	2930209560	4	29039	322	176	80	22	FA1104			561919J
		R	2930209560	4	29039	322	176	80	22				567114J

FLE

FLE	2001→	F	2912509560	4	29125		250	111	29				
		R	2912509560	4	29125		250	111	29				

FM Series

4x2 Tractors & Rigids Meritor D-Duco, 6x2 Tractors & Rigids Meritor D-Duco	05/00→	F	2912509560	4	29125		250	111	29		Solid disc option 569213J		569214J
		R	2912509560	4	29125		250	111	29		Solid disc option 569213J		569214J 569149J
FM 9 FM 12		R	FCV1952B FCV1952B	4	29151		216	97	29		Lift axle Lift axle		
FM 300, 340, 360, 380, 400, 440, 480 Meritor Elsa 225-3 Caliper	09/05→	F	2917409560	4	29218		249	109.5	29		Solid disc option 569213J		569214J 569149J
		R	2917409560	4	29218		249	109.5	29		Solid disc option 569213J		569214J 569149J



WVA



!



#

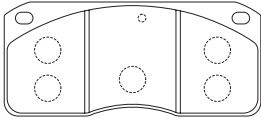
**...VOLVO**

FS 7													
FS 718 169-191kW	09/94→03/96	F	2930209560	4	29039	322	176	80	22	FA1104			561920J
FS-Series													
FS 718	1992→	F	K19492.0	8	19492	381	180	180	19.2		6 to axle load	93684	96
			K19542.0	8	19542	381	180	200	19.2		6.5-7.5 axle load	93684	96
		R	K19492.0	8	19492	381	180	180	19.2		6 to axle load	93684	96
			K19542.0	8	19542	381	180	200	19.2		6.5-7.5 axle load	93684	96
N7, N 10, N12 (Mk2)													
All	1980→	F	19467.0	4	19468	394	146	177	19			93687	84
				4	19467	394	191	177	19				
		R	19562.0	4	19562	394	190	203	19			93685	84
				4	19563	394	146	203	19				

YUGO

Zeta Turbo 650													
All		F	17635.0	2	17635	325	249	120	12			8103060013	52
				2	17636	325	288	120	12				

2930209560
29302 MER 2x68

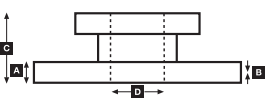
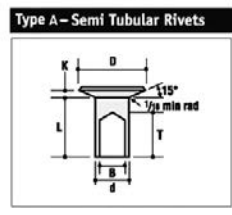
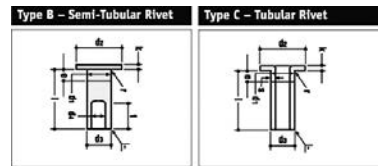


FAI104 ↔ 235
2



				A	B	C	D		Kg		ABS
561920J				322	30	28	90	132	8xM14	13.6	

Rivet Ref	Head Size	Shank Ø x Shank Length	Drawing type	Head Shape	T = tubular S = semi-tubular	Material	Material Description
8103060013	11.5	6 x 12	Type C	Flat	T	Steel	1 x JURID RIVETS BAG INCLUDES 100 PCS
93684	12.14	6.35 x 14.5	Type A	Conical	S	Steel	1 x JURID RIVETS BAG INCLUDES 100 PCS
93685	12.14	6.35 x 16	Type A	Conical	S	Steel	1 x JURID RIVETS BAG INCLUDES 100 PCS
93687	12.25	6.35 x 19	Type A	Conical	S	Steel	1 x JURID RIVETS BAG INCLUDES 100 PCS





WVA



!



#



A.D.R.

All												
300 x 100			57 251 11,00 00 4	4	57251	300	248.5	100	11			
300 x 135			57 250 11,00 00 4	4	57250	300	246.6	135	11		16.5mm counter bore Ø	
			57 248 11,00 00 4	4	57248	300	248	135	11		18.5mm counter bore Ø	
300 x 150			59 338 11,00 00 4	4	59338	300	286	150	11			
300 x 160			59 335 11,00 66 4	4	59335	300	286	160	11			
400 x 120			K17016.2	8	17016	400	192.7	120	11			

ACERBI

All												
Knorr SB7 Brakes			2925305390	4	29253		247.5	109.5	30			
All												
300 x 200mm (BPW)			19574.0	8	19574	300	144	200	18			8102080005 64
311 x 203mm (SMB C3)			19862.0	4	19609	311	136	203	19.3			8102050013 80
				4	19608	311	141	203	18.4			
419 x 178mm (SMB C2)			19613.0	4	19614	419	188	178	18.6		Conical Drilling	93281 128
				4	19613	419	192	178	19.2			
419 x 203mm			19365.0	4	19366	419	189	203	19.3			93685 96
				4	19365	419	192	203	18.7			
419 x 203mm (SMB C1)			19557.0	4	19606	419	188	203	19.2		Conical Drilling	93281 128
				4	19557	419	192	203	18.6			
420 x 180mm			19032.0	8	19032	420	205	180	17.8			8102080005 80
420 x 200mm			19094.0	8	19094	420	202	200	17.8			8102080005 80

ADIGE

All												
320 x 140mm		R	K17660.0	4	17660	320	310	140	12			8162080003 40
420 x 90mm		R	15 207 08,00 60 4	4	15207	420	406	90	8			8162080002 64
			15494.0	4	15494	420	397	90	12			8162080003 64
420 x 110mm		R	K17797.0	8	17797	420	204	110	17.8			8162080003 80
420 x 140mm		R	K17895.0	4	17895	420	401	140	12			8162080003 64
420 x 205mm		R	19 779 19,00 00 8	8	19779	420	203	205	19			8162080003 120

AUSTERAS

All												
420 x 140mm			17456.0	8	17456	420	201	140	18			8162080002 64
420 x 180mm			19032.0	8	19032	420	205	180	17.8			8102080005 80

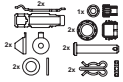
BAJ et FOND

All												
419 x 178mm			19036.0	4	19036	419	188	178	18.6			93685 96
				4	19037	419	194	178	18			
419 x 203mm			19365.0	4	19366	419	189	203	19.3			93685 96
				4	19365	419	192	203	18.7			
BPW												
300 x 200mm			19574.0	8	19574	300	144	200	18			8102080005 64
Trailer L200												
419 x 178mm			19036.0	4	19037	419	192	178	18			8102050013 96
				4	19036	419	189	178	18.6			
Trailer N400												
419 x 203mm			19365.0	4	19366	419	192	203	18.7			96
				4	19365	419	189	203	19.3			

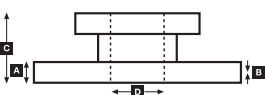
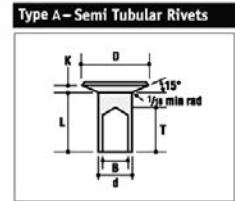
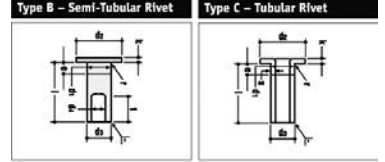
2925305390

29252

KNR.SB/SN7



Rivet Ref	Head Size	Shank Ø x Shank Length	Drawing type	Head Shape	T = tubular S = semi-tubular	Material	Material Description
8102050013	12	5 x 15	Type B	Flat	S	Brass	1 x JURID RIVETS BAG INCLUDES 100 PCS
8102080005	15.5	8 x 15	Type B	Flat	S	Copper	1 x JURID RIVETS BAG INCLUDES 100 PCS
8162080002	15.5	8 x 18	Type C	Flat	T (Stepped)	Steel	1 x JURID RIVETS BAG INCLUDES 100 PCS
8162080003	15.5	8 x 20	Type C	Flat	T (Stepped)	Steel	1 x JURID RIVETS BAG INCLUDES 100 PCS
93281	11.74	5 x 16	Type A	Conical	S	Steel	1 x JURID RIVETS BAG INCLUDES 100 PCS
93685	12.14	6.35 x 16	Type A	Conical	S	Steel	1 x JURID RIVETS BAG INCLUDES 100 PCS





WVA



!

**BARTOLETTI**

All												
300 x 160mm		19756 12,00 60 4	4	19756	300	312	160	13				48
430 x 140mm		K17905.0	4	17905	430	207	140	17			8162080003	64
			4	17906	430	207	140	17.75				
430 x 200mm		19801.0	4	19802	430	207	200	17.5			8162080003	96
			4	19801	430	207	200	17.75				

BATTAGLINO

All												
419 x 218mm		19369.0	4	19369	419	189	218	18.7			93685	96
			4	19370	419	192	218	19.3				96
420 x 90mm		15 207 08,00 60 4	4	15207	420	406	90	8			8162080002	64
420 x 180mm		19032.0	8	19032	420	205	180	17.8			8102080005	80
420 x 200mm		19094.0	8	19094	420	202	200	17.8			8102080005	80

BENALU

All												
All Trailers fitted with Wabco PAN 22		FCV1366	4	29154		248	108	30				
All												
311 x 203mm (SMB C3)		19862.0	4	19609	311	136	203	19.3			8102050013	80
			4	19608	311	141	203	18.4				
360 x 200 (SMB C5)		19718.0	4	19718	360	169	200	20.5/ 17.7				96
			4	19179	360	169	200	19.1/ 11.35				
419 x 178mm (ROR)		19036.0	4	19036	419	188	178	18.6			93685	96
			4	19037	419	194	178	18				
419 x 178mm (Propar P13)		19613.0	4	19614	419	188	178	18.6		Conical Drilling	93281	128
			4	19613	419	192	178	19.2		Conical Drilling		
419 x 178mm (SMB C2)		19613.0	4	19614	419	188	178	18.6		Conical Drilling	93281	128
			4	19613	419	192	178	19.2		Conical Drilling		
419 x 203mm		19365.0	4	19366	419	189	203	19.3			93685	96
			4	19365	419	192	203	18.7				
419 x 203mm (Propar P20)		19557.0	4	19606	419	188	203	19.2		Conical Drilling	93281	128
			4	19557	419	192	203	18.6		Conical Drilling		
419 x 203mm (SMB C1)		19557.0	4	19606	419	188	203	19.2		Conical Drilling	93281	128
			4	19557	419	192	203	18.6		Conical Drilling		
419 x 218mm ROR		19369.0	4	19369	419	189	218	18.7			93685	96
			4	19370	419	192	218	19.3				96
420 x 180mm (BPW)		19032.0	8	19032	420	205	180	17.8			8102080005	80
420 x 200mm (BPW)		19094.0	8	19094	420	202	200	17.8			8102080005	80

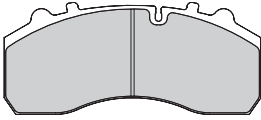
BERTOJA

All												
300 x 200mm		19574.0	8	19574	300	144	200	18			8102080005	64
420 x 200mm		19094.0	8	19094	420	202	200	17.8			8102080005	80

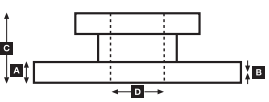
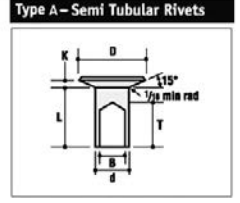
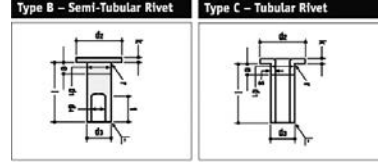
BPW

1. Generation												
300 x 150mm Cam brake		R 19102.0	8	19102	300	141	150	10			8102080005	64
300 x 200mm Cam brake		R 19103.0	8	19103	300	142	200	10			8102080005	64
2. Generation												
300 x 150mm Cam brake		R 19396.0	8	19396	300	141	150	13			8102080005	64
300 x 200mm Cam brake		R 19397.0	8	19397	300	141	200	13			8102080005	64
3. Generation												
300 x 150mm (SN 3015) Cam brake		R 19573.0	8	19573	300	144	150	18			8102080005	64
300 x 200mm (SN 3020) Cam brake		R 19574.0	8	19574	300	144	200	18			8102080005	64

FCV1366
 29154 WABCO PAN22



Rivet Ref	Head Size	Shank Ø x Shank Length	Drawing type	Head Shape	T = tubular S = semi-tubular	Material	Material Description
8102050013	12	5 x 15	Type B	Flat	S	Brass	1 x JURID RIVETS BAG INCLUDES 100 PCS
8102080005	15.5	8 x 15	Type B	Flat	S	Copper	1 x JURID RIVETS BAG INCLUDES 100 PCS
8162080002	15.5	8 x 18	Type C	Flat	T (Stepped)	Steel	1 x JURID RIVETS BAG INCLUDES 100 PCS
8162080003	15.5	8 x 20	Type C	Flat	T (Stepped)	Steel	1 x JURID RIVETS BAG INCLUDES 100 PCS
93281	11.74	5 x 16	Type A	Conical	S	Steel	1 x JURID RIVETS BAG INCLUDES 100 PCS
93685	12.14	6.35 x 16	Type A	Conical	S	Steel	1 x JURID RIVETS BAG INCLUDES 100 PCS





WVA



!

**...BPW**

All													
200 x 40mm	R	11 478 05,00 60 4	4	11478	200	190	40	5				810304009	40
230 x 40mm	R	11556.0	4	11556	230	224	40	5				810304009	40
250 x 40mm Spread lever brake	R	11 084 05,00 60 4	4	11084	250	245	40	5				810304009	40
300 x 60mm Spread lever brake	R	11 084 05,00 60 4	4	15004	300	290	60	5				810304014	64
300 x 100mm	R	17 347 18,00 00 8	8	17347	300	145	100	18				810208005	64
300 x 120mm Cam brake	R	17 183 10,00 60 8	8	17183	300	142	120	10				810208005	64
300 x 200mm	R	19967.0	4	19967	300	132	200	16.3				8102050013	96
			4	19968	300	129	200	15.4					
300 x 200mm S Cam	R	19103.0	8	19103	300	142	200	10				810208005	64
350 x 60mm Spread lever brake	R	15044.0	4	15044	350	339	60	6				810306002	40
350 x 150mm Flat Cam	R	19102.0	8	19102	300	141	150	10				810208005	64
360 x 160mm (SN 3616)	R	19952.0	4	19952	360	187	160	17.8				810208005	72
			4	19953	360	158	160	17.8					
360 x 200mm (SN 3620)	R	19902.0	4	19902	360	159	200	17.8				810208005	72
			4	19903	360	188	200	17.8					
400 x 80mm Spread lever brake, Cam brake	R	15247.0	4	15247	400	388	80	8				810208005	40
400 x 120mm Spread lever brake, Cam brake/ hydraulic brake	R	17115.0	8	17115	400	190	120	10				810208005	64
420 x 120mm (SN 4212) S-Cam brake	R	17377.0	8	17377	420	204	120	18				810208005	80
400 x 120mm	R	K17016.0	8	17016	400	192.7	120	8				810208005	
420 x 124mm	R	K17807.0	8	17807	420	204	124	18.3				810208005	80
420 x 140mm	R	17456.0	8	17456	420	201	140	18				810208005	64
420 x 160mm (SN 4216) S-Cam brake	R	19200.0	8	19200	420	204	160	17.8				810208005	80
420 x 180mm (SN 4218) S-Cam brake	R	19032.0	8	19032	420	205	180	17.8				810208005	80
420 x 180mm (SN 4218) S-Cam brake, Eco Plus2	R	K19191.0	8	19191	420	205	180	17.8				810208005	80
420 x 200mm (SN 4220) S-Cam brake	R	19094.0	8	19094	420	202	200	17.8				810208005	80
420 x 200mm (SN 4220) S-Cam brake, Eco Plus2	R	K19192.0	8	19192	420	202	200	17.8				810208005	80
420 x 220mm (SN 4222)	R	19 825 18,00 00 8	8	19825	420	202	220	18				810208005	80
500 x 200mm	R	19 602 18,00 00 6	4	19602	500	197	200	18				810208005	72
			4	19603	500	244	200	18					

Eco Max SB/SN6 (SB3745)													
K Series		→04/03		29287	377	210.5	92.5	30					569143J
K Series		05/03→		29265	375	210.5	92.5	30	587035/587036	no ABS - double notch ABS			569145J 569146J

Eco Plus SB/SN6 (SB3745)													
Wheel = 19.5" Air Brake		→04/03		29287	377	210.5	92.5	30					569022J
		05/03→		29265	375	210.5	92.5	30	587035/587036	no ABS - double notch ABS			569145J 569146J

Eco Plus SB/SN7 (SB4345)													
Wheel = 22.5" Air Brake		→04/03		29253	430	247.5	109.5	30					569141J
		05/03→		29263	430	247.5	109.5	30	587035/587036	double notch			569141J

Eco Plus SK7 (SB4309)													
		05/03→		29264	430	211	108	30			BPW Axle SB4309T - double notch		569141J

SB5													
Wheel = 17.5" Air Brake		2000→		29148		185	84	34					
				29115		175	84	27					

SH Series SB/SN7 (SB4345)													
HD		→04/03		29253	430	247.5	109.5	30					569021J
		05/03→		29263	430	247.5	109.5	30	587035/587036	double notch			569141J

SKH Series SB/SN6 (SB3745)													
Uni - Disc		→04/03		29287	377	210.5	92.5	30					569143J 569123J 569144J
				377									
				377									
Uni - Disc		05/03→		29265	375	210.5	92.5	30	587035/587036	no ABS - double notch ABS			569145J 569146J
				377									



WVA



!



#



BROCKHOUSE

All														
387 x 108mm		K17134.0	4	17134	387	360	108	9.5					48	
394 x 152mm		K19072.0	4	19072	394	360	152	12.7				93684	48	
419 x 178mm		19036.0	4	19036	419	188	178	18.6				93685	96	
			4	19037	419	194	178	18						
419 x 218mm		19369.0	4	19369	419	189	218	18.7				93685	96	
			4	19370	419	192	218	19.3						

CALABRESE

All														
419 x 178mm		19036.0	4	19036	419	188	178	18.6				93685	96	
			4	19037	419	194	178	18						
420 x 110mm		K17797.0	8	17797	420	204	110	17.8				8162080003	80	

CARDI

All														
300 x 200mm	R	19574.0	8	19574	300	144	200	18				8102080005	64	
420 x 90mm	R	15 207 08,00 60 4	4	15207	420	406	90	8				8102080026	64	
420 x 140mm Mod. Germania	R	17456.0	8	17456	420	201	140	18				8102080026	64	
420 x 160mm	R	19200.0	8	19200	420	204	160	17.8				8102080005	80	
420 x 180mm	R	19032.0	8	19032	420	205	180	17.8				8102080005	80	
420 x 200mm	R	19094.0	8	19094	420	202	200	17.8				8102080005	80	

CARENZI

All														
420 x 90mm		15 207 08,00 60 4	4	15207	420	406	90	8				8102080026	64	
420 x 140mm		K17895.0	4	17895	420	401	140	12				8162080003	64	

CARRIMORE

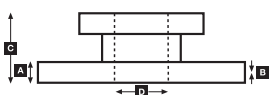
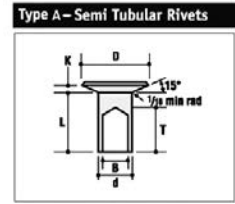
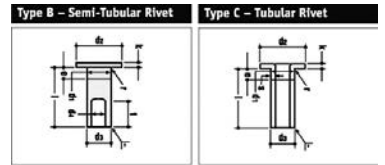
All														
311 x 178mm		K19783.0	4	19783	311	148	178	14.6				93684	96	
			4	19784	311	146	178	14.3						
387 x 108mm		K17134.0	4	17134	387	360	108	9.5					48	
394 x 152mm		K19072.0	4	19072	394	360	152	12.7				93684	48	
419 x 178mm		19036.0	4	19036	419	188	178	18.6				93685	96	
			4	19037	419	194	178	18						
419 x 218mm		19369.0	4	19369	419	189	218	18.7				93685	96	
			4	19370	419	192	218	19.3						

CASTERA

ROR														
419 x 218mm		19369.0	4	19369	419	189	218	18.7				93685	96	
			4	19370	419	192	218	19.3						
SAE S3315														
305 x 150mm		19760.0	4	19760	305	144	150	15.9				8102080026	48	
			4	19761	305	140	150	15.8						
SAE S3320														
305 x 200mm		19762.0	4	19762	305	143	200	15.9				8102080026	64	
			4	19763	305	141	200	15.8						
SAF														
419 x 178mm		19036.0	4	19037	419	192	178	18				8102050013	96	
			4	19036	419	189	178	18.6						



Rivet Ref	Head Size	Shank Ø x Shank Length	Drawing type	Head Shape	T = tubular S = semi-tubular	Material	Material Description
8102050013	12	5 x 15	Type B	Flat	S	Brass	1 x JURID RIVETS BAG INCLUDES 100 PCS
8102080005	15.5	8 x 15	Type B	Flat	S	Copper	1 x JURID RIVETS BAG INCLUDES 100 PCS
8102080026	15.5	8 x 18	Type C	Flat	T	Steel	1 x JURID RIVETS BAG INCLUDES 100 PCS
8162080003	15.5	8 x 20	Type C	Flat	T (Stepped)	Steel	1 x JURID RIVETS BAG INCLUDES 100 PCS
93684	12.14	6.35 x 14.5	Type A	Conical	S	Steel	1 x JURID RIVETS BAG INCLUDES 100 PCS
93685	12.14	6.35 x 16	Type A	Conical	S	Steel	1 x JURID RIVETS BAG INCLUDES 100 PCS





WVA



!

**CAZENAVE****Colaert**

414 x 150mm		19049.0	2	19049	414	347	150	12.5			8103060007	96	
			2	19199	414	286	150	12.5					

CODER**All**

419 x 218mm		All 19369.0	4	19369	419	192	218	19.3			93685	96	
			4	19370	419	192	218	19.3					
420 x 180mm BPW-axle RR 200		All 19032.0	8	19032	420	205	180	17.8			8102080005	80	

COLAERT**W6**

414 x 150mm		19049.0	2	19049	414	347	150	12.5			8103060007	96	
			2	19199	414	286	150	12.5					

COMETTO**All**

300 x 179mm		K59082.0	4	59082	300	285	179	9				32	
300 x 180mm		K19795.0	8	19795	300	141	180	14			8102080026	64	

CRANE FRUEHAUF**All**

Haldex DB 22 (22.5")	01/00→	2914305390	4	29143		248	108.3	30	587035/587036				
Knorr SB6000		2928705390	4	29287	377	211	100	30					569110J
Knorr SB7000		2925305390	4	29253	430	247.5	109.5	30					569100J
Wabco PAN 22		FCV1366	4	29154		248	108	30	587034				

All

381 x 178mm		19385.0	6	19384	381	188	178	18.15			93684	96	
			2	19385	381	188	178	18.15					
387 x 108mm		K17134.0	4	17134	387	360	108	9.5				48	
394 x 152mm		K19072.0	4	19072	394	360	152	12.7			93684	48	
419 x 178mm		19036.0	4	19037	419	192	178	18			8102050013	96	
			4	19036	419	189	178	18.6					
419 x 203mm		19365.0	4	19366	419	189	203	19.3		Conical Drilling	93685	96	
			4	19365	419	192	203	18.7					
420 x 160mm		19200.0	8	19200	420	204	160	17.8			8102080005	80	
420 x 180mm		19032.0	8	19032	420	205	180	17.8			8102080005	80	
420 x 200mm		19094.0	8	19094	420	202	200	17.8			8102080005	80	

FOU 5DF

414 x 150mm		19049.0	2	19049	414	347	150	12.5			8103060007	96	
			2	19199	414	286	150	12.5					

ROR

311 x 190mm		19604.0	4	19604	311	126	190	14.8			93685	80	
			4	19605	311	158	190	16.1					
419 x 178mm		19036.0	4	19036	419	188	178	18.6			93685	96	
			4	19037	419	194	178	18					

SMB C1

419 x 203mm		19557.0	4	19606	419	188	203	19.2		Conical Drilling	93281	128	
			4	19557	419	192	203	18.6					

SMB C2

419 x 178mm		19613.0	4	19614	419	188	178	18.6		Conical Drilling	93281	128	
			4	19613	419	192	178	19.2					

2914305390
29143 HAL DB22

2925305390
29252 KNR SB/SN7

2928705390
29287 KNR SB/SN6

FCV1366
29154 WABCO PAN22

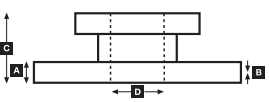
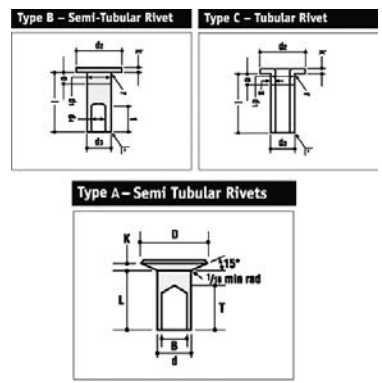
587034 ↔ 450
2

587035 ↔ 430
2

587036 ↔ 940
2

569100J																																																																																																				
569110J																																																																																																				

Rivet Ref	Head Size	Shank Ø x Shank Length	Drawing type	Head Shape	T = tubular S = semi-tubular	Material	Material Description
8102050013	12	5 x 15	Type B	Flat	S	Brass	1 x JURID RIVETS BAG INCLUDES 100 PCS
8102080005	15.5	8 x 15	Type B	Flat	S	Copper	1 x JURID RIVETS BAG INCLUDES 100 PCS
8102080026	15.5	8 x 18	Type C	Flat	T	Steel	1 x JURID RIVETS BAG INCLUDES 100 PCS
8103060007	11.5	6 x 15	Type C	Flat	T	Steel	1 x JURID RIVETS BAG INCLUDES 100 PCS
93281	11.74	5 x 16	Type A	Conical	S	Steel	1 x JURID RIVETS BAG INCLUDES 100 PCS
93684	12.14	6.35 x 14.5	Type A	Conical	S	Steel	1 x JURID RIVETS BAG INCLUDES 100 PCS
93685	12.14	6.35 x 16	Type A	Conical	S	Steel	1 x JURID RIVETS BAG INCLUDES 100 PCS





WVA



!

**...CRANE FRUEHAUF****SMB C3**

311 x 203mm			19862.0	4	19609	311	136	203	19.3				8102050013	80	
				4	19608	311	141	203	18.4						

SMB C5

360 x 200 (SMB C5)			19718.0	4	19718	360	169	200	20.5/ 17.7					96	
				4	19179	360	169	200	19.1/ 11.35						

DAF**All**

4 Wheel Trailer		All	19094.0	8	19094	420	202	200	17.8				8102080005	80	
4 Wheel Trailer for BPW axle		All	19094.0	8	19094	420	202	200	17.8				8102080005	80	
12-13 to Payload		All	19094.0	8	19094	420	202	200	17.8				8102080005	80	
BPW axle		All	19094.0	8	19094	420	202	200	17.8				8102080005	80	
ELT 3218 & ELT 3219		All	19150.0	4	19150	419	209	152	18.3				93685	80	
				4	19151	419	216	152	18.8						
ELT-3224 Eurotrailer 21 to		All	19150.0	4	19150	419	209	152	18.3				93685	80	
				4	19151	419	216	152	18.8						
LT 3200-1800 Low Loader		All	19150.0	4	19150	419	209	152	18.3				93685	80	
				4	19151	419	216	152	18.8						
LVW 1616, 16 Ton Gross		All	19094.0	8	19094	420	202	200	17.8				8102080005	80	
Tandem-axle		All	19150.0	4	19150	419	209	152	18.3				93685	80	
				4	19151	419	216	152	18.8						
Trailers LVW 1616		All	19094.0	8	19094	420	202	200	17.8				8102080005	80	

DISCOS → SEE JOST**DORSEY****All**

419 x 218mm ROR			19369.0	4	19369	419	189	218	18.7				93685	96	
				4	19370	419	192	218	19.3						

DYSON**All**

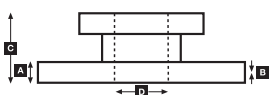
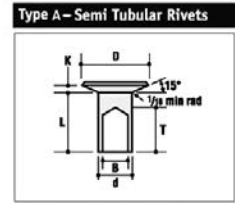
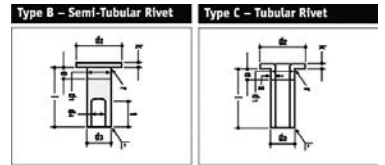
311 x 178mm			K19783.0	4	19783	311	148	178	14.6				93684	96	
				4	19784	311	146	178	14.3						
311 x 190mm			19604.0	4	19604	311	126	190	14.8				93685	80	
				4	19605	311	158	190	16.1						
387 x 108mm			K17134.0	4	17134	387	360	108	9.5					48	
394 x 152mm			K19072.0	4	19072	394	360	152	12.7				93684	48	
419 x 178mm			19036.0	4	19036	419	188	178	18.6				93685	96	
				4	19037	419	194	178	18						
419 x 218mm			19369.0	4	19369	419	189	218	18.7				93685	96	
				4	19370	419	192	218	19.3						

FODEN**All**

381 x 177mm		R	19385.0	6	19384	381	188	178	18.15				93684	96	
				2	19385	381	188	178	18.15						
419 x 178mm		R	19896.0	8	19896	419	196	178	18				93683	112	
419 x 203mm		R	19557.0	4	19606	419	188	203	19.2			Conical Drilling	93281	128	
				4	19557	419	192	203	18.6						



Rivet Ref	Head Size	Shank Ø x Shank Length	Drawing type	Head Shape	T = tubular S = semi-tubular	Material	Material Description
8102050013	12	5 x 15	Type B	Flat	S	Brass	1 x JURID RIVETS BAG INCLUDES 100 PCS
8102080005	15.5	8 x 15	Type B	Flat	S	Copper	1 x JURID RIVETS BAG INCLUDES 100 PCS
93281	11.74	5 x 16	Type A	Conical	S	Steel	1 x JURID RIVETS BAG INCLUDES 100 PCS
93683	12.25	6.35 x 13	Type A	Conical	S	Steel	1 x JURID RIVETS BAG INCLUDES 100 PCS
93684	12.14	6.35 x 14.5	Type A	Conical	S	Steel	1 x JURID RIVETS BAG INCLUDES 100 PCS
93685	12.14	6.35 x 16	Type A	Conical	S	Steel	1 x JURID RIVETS BAG INCLUDES 100 PCS





WVA



!



FOX

All													
387 x 108mm			K17134.0	4	17134	387	360	108	9.5			48	
419 x 178mm			19036.0	4	19036	419	188	178	18.6			93685	96
				4	19037	419	194	178	18				
419 x 203mm			19365.0	4	19366	419	189	203	19.3			93685	96
				4	19365	419	192	203	18.7				
419 x 218mm			19369.0	4	19369	419	189	218	18.7			93685	96
				4	19370	419	192	218	19.3				

FRANCHIN

All													
420 x 90mm			15 207 08,00 60 4	4	15207	420	406	90	8			8102080026	64
420 x 180mm			19032.0	8	19032	420	205	180	17.8			8102080005	80

FROMANT

All													
419 x 178mm			19036.0	4	19036	419	188	178	18.6			93685	96
				4	19037	419	194	178	18				
419 x 218mm			19369.0	4	19369	419	189	218	18.7			93685	96
				4	19370	419	192	218	19.3				

FROMCO

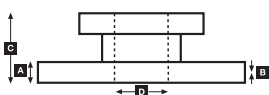
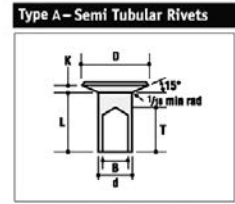
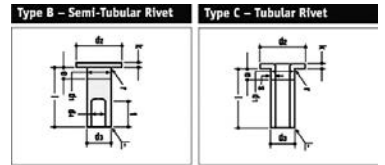
All													
419 x 178mm			19036.0	4	19036	419	188	178	18.6			93685	96
				4	19037	419	194	178	18				
419 x 218mm			19369.0	4	19369	419	189	218	18.7			93685	96
				4	19370	419	192	218	19.3				

FRUEHAUF/BENALU

All													
16.1/2 x 7" 419 x 178mm		All	19036.0	4	19037	419	192	178	18		Rivet 5mm	8102050013	96
				4	19036	419	189	178	18.6		Rivet 8mm	8102080026	96
			19036.0	4	19036	419	189	178	18.6			93685	96
				4	19037	419	194	178	18				
			19036.0	4	19036	419	188	178	18.6		Rivet 6.35mm; Conical Drilling	93685	96
				4	19037	419	194	178	18				
16.1/2 x 8" 419 x 203mm Conical drilling		All	19365.0	4	19366	419	189	203	19.3			93685	96
				4	19365	419	192	203	18.7				
311 x 190mm MER Axle		All	19604.0	4	19604	311	126	190	14.8			93685	80
				4	19605	311	158	190	16.1				
311 x 203mm Propar-Axle P15 A75		All	19862.0	4	19609	311	136	203	19.3			8102050013	80
				4	19608	311	141	203	18.4				
360 x 200mm (SMB C5)			19718.0	4	19718	360	169	200	20.5/ 17.7			96	
				4	19179	360	169	200	19.1/ 11.35				
381 x 177.8mm		All	19385.0	6	19384	381	188	178	18.15			93684	96
				2	19385	381	188	178	18.15				
414 x 150mm FOU 5DF		All	19049.0	2	19049	414	347	150	12.5			8103060007	96
				2	19199	414	286	150	12.5				
419 x 178mm Axle SMB C2		All	19613.0	4	19614	419	188	178	18.6		Conical Drilling	93281	128
				4	19613	419	192	178	19.2				
419 x 203mm Axle SMB C1		All	19557.0	4	19606	419	188	203	19.2		Conical Drilling	93281	128
				4	19557	419	192	203	18.6				
419 x 218mm		All	19369.0	4	19369	419	189	218	18.7			93685	96
				4	19370	419	192	218	19.3				



Rivet Ref	Head Size	Shank Ø x Shank Length	Drawing type	Head Shape	T = tubular S = semi-tubular	Material	Material Description
8102050013	12	5 x 15	Type B	Flat	S	Brass	1 x JURID RIVETS BAG INCLUDES 100 PCS
8102080005	15.5	8 x 15	Type B	Flat	S	Copper	1 x JURID RIVETS BAG INCLUDES 100 PCS
8102080026	15.5	8 x 18	Type C	Flat	T	Steel	1 x JURID RIVETS BAG INCLUDES 100 PCS
8103060007	11.5	6 x 15	Type C	Flat	T	Steel	1 x JURID RIVETS BAG INCLUDES 100 PCS
93281	11.74	5 x 16	Type A	Conical	S	Steel	1 x JURID RIVETS BAG INCLUDES 100 PCS
93684	12.14	6.35 x 14.5	Type A	Conical	S	Steel	1 x JURID RIVETS BAG INCLUDES 100 PCS
93685	12.14	6.35 x 16	Type A	Conical	S	Steel	1 x JURID RIVETS BAG INCLUDES 100 PCS





WVA



!



...FRUEHAUF/BENALU

...All														
420 x 160mm	All	19200.0	8	19200	420	204	160	17.8				8102080005	80	
420 x 180mm	All	19032.0	8	19032	420	205	180	17.8				8102080005	80	
Trailers equipped with BPW axles														
420 x 200mm	All	19094.0	8	19094	420	202	200	17.8				8102080005	80	

GFA (Gothaer Achsen)

All														
300 x 80mm		15077.0	8	15077	300	148	80	16				8102080005	48	
300 x 100mm		17347 18,00 00 8	8	17347	300	145	100	18				8102080005	64	
420 x 120mm		17377.0	8	17377	420	204	120	18				8162080001	80	
420 x 180mm		19032.0	8	19032	420	205	180	17.8				8102080005	80	

GKN FAD Axles

All														
300 x 100		57 251 11,00 00 4	4	57251	300	248.5	100	11						
300 x 135		57 248 11,00 00 4	4	57248	300	248	135	11			16.5mm counter bore Ø			
		57 250 11,00 00 4	4	57250	300	246.6	135	11			18.5mm counter bore Ø			
300 x 150		59 338 11,00 00 4	4	59338	300	286	150	11						
300 x 160		59 335 11,00 66 4	4	59335	300	286	160	11						
400 x 120		K17016.2	8	17016	400	192.7	120	11						

GORICA

All														
300 x 200mm Jumbo	R	19 676 10,00 60 4	4	19676	300	265	200	10				8102080026	56	
360 x 200mm Jumbo	R	19902.0	4	19902	360	159	200	17.8				8102080005	72	
			4	19903	360	188	200	17.8						
420 x 180mm	R	19032.0	8	19032	420	205	180	17.8				8102080005	80	
420 x 200mm	R	19 644 17,80 00 8	8	19644	420	204	200	17.8				8102080026	80	

GRANNING LYNX

All														
Axle Trailers, Wheel = 19.5 Knorr SB6...	2000→	2928705390	4	29287	377	211	100	30						FCR260A
Truck Wheel = 22.5 Knorr SB7		2925305390	4	29253		247.5	109.5	30						
All														
311 x 190mm	R	19604.0	4	19604	311	126	190	14.8				93685	80	
			4	19605	311	158	190	16.1						

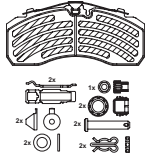
HANDS

All														
387 x 108mm		K17134.0	4	17134	387	360	108	9.5					48	
394 x 152mm		K19072.0	4	19072	394	360	152	12.7				93684	48	
419 x 178mm		19036.0	4	19036	419	188	178	18.6				93685	96	
			4	19037	419	194	178	18						
419 x 218mm		19369.0	4	19369	419	189	218	18.7				93685	96	
			4	19370	419	192	218	19.3						

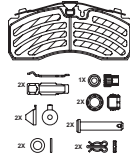
HIGHWAY









All														
387 x 108mm		K17134.0	4	17134	387	360	108	9.5					48	
394 x 152mm		K19072.0	4	19072	394	360	152	12.7				93684	48	
419 x 178mm		19036.0	4	19036	419	188	178	18.6				93685	96	
			4	19037	419	194	178	18						
419 x 218mm		19369.0	4	19369	419	189	218	18.7				93685	96	
			4	19370	419	192	218	19.3						

2925305390
29252 KNR SB/SN7



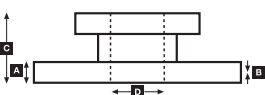
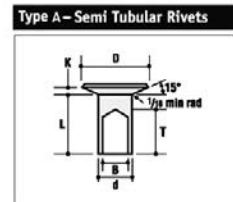
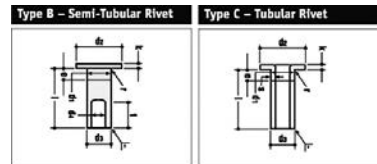
2928705390
29287 KNR SB/SN6



							Kg		ABS
FCR260A									



Rivet Ref	Head Size	Shank Ø x Shank Length	Drawing type	Head Shape	T = tubular S = semi-tubular	Material	Material Description
8102080005	15.5	8 x 15	Type B	Flat	S	Copper	1 x JURID RIVETS BAG INCLUDES 100 PCS
8102080026	15.5	8 x 18	Type C	Flat	T	Steel	1 x JURID RIVETS BAG INCLUDES 100 PCS
8162080001	15.5	8 x 15	Type C	Flat	T (Stepped)	Steel	1 x JURID RIVETS BAG INCLUDES 100 PCS
93684	12.14	6.35 x 14.5	Type A	Conical	S	Steel	1 x JURID RIVETS BAG INCLUDES 100 PCS
93685	12.14	6.35 x 16	Type A	Conical	S	Steel	1 x JURID RIVETS BAG INCLUDES 100 PCS





WVA



!



HOYNOR

All



311 x 178mm		K19783.0	4	19783	311	148	178	14.6			93684	96	
			4	19784	311	146	178	14.3					
419 x 218mm		19369.0	4	19369	419	189	218	18.7			93685	96	
			4	19370	419	192	218	19.3					

ILASA-TMM

All



410 x 200mm		19879.0	4	19879	410	162	200	17.3			8103060007	104	
			4	19881	410	162	200	16.5					

ITAS

All



420 x 200mm		19 677 17,80 00 8	8	19677	420	204	200	17.8				80	
-------------	--	--------------------------	---	-------	-----	-----	-----	------	--	--	--	----	--

JOST

Trailer



Haldex-Brake Intra disc DB 22 MK II, MK III	2000→	2914305390	4	29143		248	108.3	30	587035/587036				
Haldex-Brake Intra disc DB 22 MK IV, Modul-X		FCV1901B	4	29120		248	105	30	587035/587036				
Hendricksons (22.5") Knorr SB/SN7	1998→	2925305390	4	29253	430	247.5	109.5	30					567751J
NR5/10DCL-9/10DCLG-9/10DCL-10.5 (22.5") Knorr SB7	1999→	2925305390	4	29253	430	247.5	109.5	30					567751J
TE Axles Knorr SK7		2925705390	4	29257		211	108	30					
TE3, TZ3 (19.5") Knorr SB/SN6		2928705390	4	29287	377	211	100	30					567765J
TE5, TZ5 (22.5") Knorr SB/SN7		2925305390	4	29253	430	247.5	109.5	30					567751J
TZ/1C/10.5 (22.5") Knorr SB/SN7	2000→	2925305390	4	29253	430	247.5	109.5	30					567751J

KAISER

All



300 x 200mm SAF		19515.0	4	19516	300	132	200	16.6			8102080026	64	
			4	19515	300	127	200	15.7					
303 x 200mm SAE S3320		19762.0	4	19762	303	143	200	15.9			8102080026	64	
			4	19763	303	141	200	15.8					
305 x 150mm SAE S3315		19760.0	4	19760	305	144	150	15.9			8102080026	48	
			4	19761	305	140	150	15.8					
305 x 200mm SAE S3120/3220		19405.0	8	19405	305	141	200	11.5			8103060007	48	
419 x 178mm		19036.0	4	19036	419	188	178	18.6			93685	96	
			4	19037	419	194	178	18					
419 x 178mm SAF		19036.0	4	19037	419	192	178	18			8102050013	96	
			4	19036	419	189	178	18.6					
419 x 203mm		19365.0	4	19366	419	189	203	19.3			93685	96	
			4	19365	419	192	203	18.7					
420 x 178mm SAF SNF		19283.0	4	19283	420	177	178	20.6			8102080005	64	
			4	19284	420	183	178	20					
420 x 180mm SAF SNF		19032.0	8	19032	420	205	180	17.8			8102080005	80	
420 x 200mm SAF SNF		19094.0	8	19094	420	202	200	17.8			8102080005	80	
420 x 203mm SAF SNF		19477.0	4	19477	420	188	203	20.6			8102080005	64	
			4	19478	420	192	203	20					

2914305390
29143 HAL DB22

2925305390
29252 KNR SB/SN7

2925705390
29257 KNR SK7

2928705390
29287 KNR SB/SN6

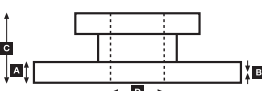
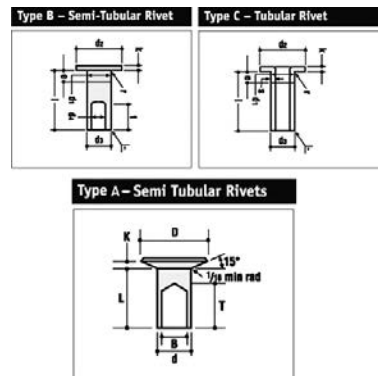
FCV1901B
29120 HAL DB22

587035 ↔ 430
2

587036 ↔ 940
2

		A	B	C	D		Kg	ABS	
567751J		430	45	38	132.5	211	10xM14	34.24	
567765J		377	45	37	138.5	176	8xM14	26.4	

Rivet Ref	Head Size	Shank Ø x Shank Length	Drawing type	Head Shape	T = tubular S = semi-tubular	Material	Material Description
8102050013	12	5 x 15	Type B	Flat	S	Brass	1 x JURID RIVETS BAG INCLUDES 100 PCS
8102080005	15.5	8 x 15	Type B	Flat	S	Copper	1 x JURID RIVETS BAG INCLUDES 100 PCS
8102080026	15.5	8 x 18	Type C	Flat	T	Steel	1 x JURID RIVETS BAG INCLUDES 100 PCS
8103060007	11.5	6 x 15	Type C	Flat	T	Steel	1 x JURID RIVETS BAG INCLUDES 100 PCS
93684	12.14	6.35 x 14.5	Type A	Conical	S	Steel	1 x JURID RIVETS BAG INCLUDES 100 PCS
93685	12.14	6.35 x 16	Type A	Conical	S	Steel	1 x JURID RIVETS BAG INCLUDES 100 PCS





WVA



!



#



KÄSSBOHRER

300 x 200mm

Cam brake, 1. Series	All	19103.0	8	19103	300	142	200	10			8102080005	64	
S-Cam brake, Series 2, low loader	All	19568.0	8	19568	300	140	200	18			8102080026	64	
S-Cam brake	All	19574.0	8	19574	300	144	200	18			8102080005	64	

400 x 80mm

All	All	15247.0	4	15247	400	388	80	8			8102080005	40	
-----	-----	----------------	---	-------	-----	-----	----	---	--	--	------------	----	--

400 x 150mm

All	All	19168.0*	4	19168	400	214	150	19.4		*use 19 168 18,40 00 6	8102080026	80	
			4	19169	400	215	150	19.8					

400 x 200mm

S-Cam brake, 8 to-axle	All	19160.0	4	19166	400	215	200	19.8			8102080026	80	
			4	19167	400	215	200	19.4					

420 x 120mm

All	All	17377.0	8	17377	420	204	120	18			8102080005	80	
-----	-----	----------------	---	-------	-----	-----	-----	----	--	--	------------	----	--

420 x 180mm

All	All	19032.0	8	19032	420	205	180	17.8			8102080005	80	
-----	-----	----------------	---	-------	-----	-----	-----	------	--	--	------------	----	--

420 x 200mm

All	All	19094.0	8	19094	420	202	200	17.8			8102080005	80	
-----	-----	----------------	---	-------	-----	-----	-----	------	--	--	------------	----	--

KESSLER

410 x 180 mm

Old version 8 holes		19723.0*	8	19723	410	178	180	18.2		*use 19 723 18,20 00 8	8162080002	64	
New version 10 holes		19 113 18,20 00 8	8	19113	410	178	180	18.2			8103100002	80	

500 x 120 mm

Old version 8 holes		17 237 17,80 00 8	8	17237	500	253	120	17.8			8103100002	64	
New version 10 holes		17 374 17,80 00 8	8	17374	500	253	120	17.8			8162080002	80	

500 X 160 mm

Old version 8 holes		19687.1	8	19687	500	253	160	17.8			8103100002	64	
New version 10 holes		19 042 17,80 00 8	8	19042	500	253	160	17.8			8162080002	80	

500 x 180 mm

Old version 8 holes		19690.0	8	19690	500	253	180	17.8			8103100002	64	
New version 10 holes		19041.0	8	19041	500	253	180	17.8			8162080002	80	

KING

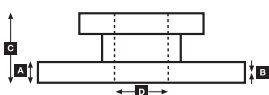
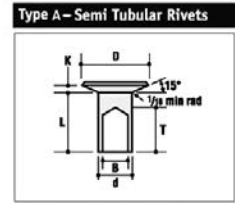
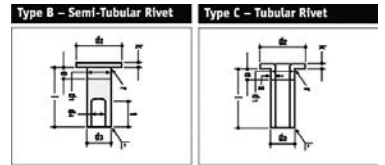
All

300 x 200mm		19515.0	4	19516	300	132	200	16.6			8102080026	64	
			4	19515	300	127	200	15.7					
311 x 178mm		K19783.0	4	19783	311	148	178	14.6			93684	96	
			4	19784	311	146	178	14.3			93684		
394 x 178mm		K19333.0	4	19334	394	195	178	17.5/ 14.1				96	
			4	19333	394	192	178	17.3/ 5.6					



KÄSSBOHRER - KING

Rivet Ref	Head Size	Shank Ø x Shank Length	Drawing type	Head Shape	T = tubular S = semi-tubular	Material	Material Description
8102080005	15.5	8 x 15	Type B	Flat	S	Copper	1 x JURID RIVETS BAG INCLUDES 100 PCS
8102080026	15.5	8 x 18	Type C	Flat	T	Steel	1 x JURID RIVETS BAG INCLUDES 100 PCS
8103100002	18	10 x 18	Type C	Flat	T	Steel	1 x JURID RIVETS BAG INCLUDES 100 PCS
8162080002	15.5	8 x 18	Type C	Flat	T (Stepped)	Steel	1 x JURID RIVETS BAG INCLUDES 100 PCS
93684	12.14	6.35 x 14.5	Type A	Conical	S	Steel	1 x JURID RIVETS BAG INCLUDES 100 PCS





WVA



!



#



KNOTT

All												
250 x 40mm 2-2.5 to Payload GA 2-2.5/246 K 4-01 K 5-01/249 K, K 1-01	R	11 284 05,00 60 4	4	11284	250	262	40	5			8103040014	40
300 x 120mm GA 4, GA 5/6	R	17 183 10,00 60 8	8	17183	300	142	120	10			8102080026	64
350 x 60mm	R	15 044.0	4	15044	350	339	60	6			8103060002	40
400 x 80mm	R	15 031 09,30 60 4	4	15031	400	418	80	9.3				64
408 x 160mm	R	19 634.0*	4	19634	410	207	160	15.9		*use 19 634 15,90 00 6	8103100002	64
410 x 180mm for Mobile Crane	R	19 723.0*	8	19723	410	178	180	18.2		*use 19 723 18,20 00 8	8162080002	64
	R	19 113 18,20 00 8	8	19113	410	178	180	18.2		New version	8103100002	80
500 x 120mm for Mobile Crane	R	17 237 17,80 00 8	8	17237	500	253	120	17.8		Old version	8103100002	64
	R	17 374 17,80 00 8	8	17374	500	253	120	17.8		New version	8162080002	80
500 x 160mm for Mobile Crane	R	19 687.1	8	19687	500	253	160	17.8		Old version	8103100002	64
	R	19 042 17,80 00 8	8	19042	500	253	160	17.8		New version	8162080002	80
500 x 180mm for Mobile Crane	R	19 690.0	8	19690	500	253	180	17.8		Old version	8103100002	64
	R	19 041.0	8	19041	500	253	180	17.8		New version	8162080002	80

LAG

All												
300 x 200mm		19 515.0	4	19516	300	132	200	16.6			8102080026	64
419 x 218mm		19 369.0	4	19515	300	127	200	15.7			93685	96
			4	19369	419	189	218	18.7				
420 x 200 (BPW)		19 094.0	8	19370	419	192	218	19.3			8102080005	80
			8	19094	420	202	200	17.8				

LECITRAILER

All												
300 x 200mm		19 574.0	8	19574	300	144	200	18			8102080005	64
420 x 180mm		19 032.0	8	19032	420	205	180	17.8			8102080005	80
420 x 200mm		19 094.0	8	19094	420	202	200	17.8			8102080005	80

LOHR

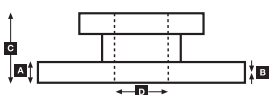
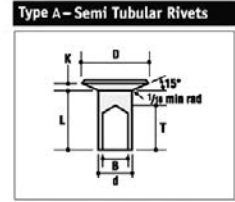
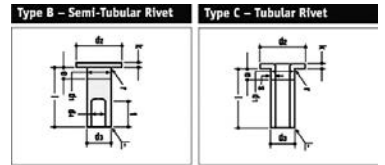
All												
303 x 200mm SAE S3320		19 762.0	4	19762	303	143	200	15.9			8102080026	64
			4	19763	303	141	200	15.8				
305 x 125mm SAE S3312		17 897.0	4	17897	305	151	125	15.8			8102080026	48
			4	17898	305	143	125	15.9				
305 x 150mm SAE S3315		19 760.0	4	19760	305	144	150	15.9			8102080026	48
			4	19761	305	140	150	15.8				
355 x 150mm		19 912.0	4	19913	355	168	150	18.8			8102080026	80
			4	19912	355	157	150	18				
400 x 150mm KÄSSBOHRER		19 168.0*	4	19168	400	214	150	19.4		*use 19 168 18,40 00 6	8102080026	80
			4	19169	400	215	150	19.8				

MADURAUD

All												
414 x 150mm		19 049.0	2	19049	414	347	150	12.5			8103060007	96
			2	19199	414	286	150	12.5				



Rivet Ref	Head Size	Shank Ø x Shank Length	Drawing type	Head Shape	T = tubular S = semi-tubular	Material	Material Description
8102080005	15.5	8 x 15	Type B	Flat	S	Copper	1 x JURID RIVETS BAG INCLUDES 100 PCS
8102080026	15.5	8 x 18	Type C	Flat	T	Steel	1 x JURID RIVETS BAG INCLUDES 100 PCS
8103040014	7.5	4 x 10	Type C	Flat	T	Copper	1 x JURID RIVETS BAG INCLUDES 100 PCS
8103060002	11.5	6 x 10	Type C	Flat	T	Steel	1 x JURID RIVETS BAG INCLUDES 100 PCS
8103060007	11.5	6 x 15	Type C	Flat	T	Steel	1 x JURID RIVETS BAG INCLUDES 100 PCS
8103100002	18	10 x 18	Type C	Flat	T	Steel	1 x JURID RIVETS BAG INCLUDES 100 PCS
8162080002	15.5	8 x 18	Type C	Flat	T (Stepped)	Steel	1 x JURID RIVETS BAG INCLUDES 100 PCS
93685	12.14	6.35 x 16	Type A	Conical	S	Steel	1 x JURID RIVETS BAG INCLUDES 100 PCS





WVA



!



#

**MERITOR**

All

LM-axle (19.5") 11 tonnes Meritor DX195	1998→		2912409560	4	29155	378 377	205	102	27					
LM-axle Axial Actuation D Elsa 2	02/00→		2913109560	4	29131	434	250	118	30					
LM-axle Elsa 195	2003→		2916909560	4	29169	378	211	100	30					
LM/TM axles (19.5" Wheels)	2006→		2916909560	4	29169		211	100	30					
TA-axle (22.5") 13 tonnes D DUCO	06/00→		2912509560	4	29125		250	111	29					
TA-axle Axial Actuation D Elsa 2	02/00→		2913109560	4	29131	434	250	118	30					
TA-axle Elsa 195	2003→		2916909560	4	29169	378	211	100	30					

All

311 x 178mm 12.1/4 x 7" S-Cam brake		R	K19783.0	4	19783	311	148	178	14.6				93684	96
				4	19784	311	146	178	14.3					
311 x 190mm 12.1/4 x 7.1/2" Type AC		R	19604.0	4	19604	311	126	190	14.8				93685	80
				4	19605	311	158	190	16.1					
350 x 200mm, Type B		R	19908.0	4	19908	350	149	200	18.1				93685	80
				4	19909	350	151	200	18.8					
381 x 177.8mm		R	19385.0	6	19384	381	188	178	18.15				93684	96
				2	19385	381	188	178	18.15					
394 x 178mm			K19333.0	4	19334	394	195	178	17.5/ 14.1					96
				4	19333	394	192	178	17.3/ 5.6					
410 x 180mm		R	19555.0	6	19556	410	180	180	20.4		Old version →04/96		8102080005	96
				2	19555	410	180	180	20.4					
		R	19174.0	4	19556	410	180	180	20.4		New version 05/96→		8102080005	96
				2	19715	410	196	180	21.9					
				2	19714	410	196	180	22.2					
410 x 200mm		R	19553.0	6	19553	410	180	200	20.4		Old version →04/96		8102080005	96
				2	19554	410	180	200	20.4					
		R	19716.0	4	19553	410	180	200	20.4		New version 05/96→		8102080005	96
				2	19717	410	196	200	21.9					
				2	19716	410	196	200	22.2					
419 x 178mm, Typ Q 16.1/2 x 7" Conical drilling		R	19036.0	4	19036	419	188	178	18.6				93685	96
				4	19037	419	194	178	18					
419 x 178mm 16.1/2 x 7" New Brake Q plus, LM - axle		R	19036.0	4	19030	419	189	177	22				93684	96
				4	19033	419	195	177	21.4					
419 x 203mm 16.1/2 x 8" Type C12SL030		R	19365.0	4	19366	419	189	203	19.3		Rivet 6.35mm		93685	96
				4	19365	419	192	203	18.7					
419 x 218mm 16.1/2 x 8.5/8" Type Z		R	19369.0	4	19369	419	189	218	18.7		Rivet 6.35mm		93685	96
				4	19370	419	192	218	19.3					
		R	19369.0	4	19369	419	194	219	18.7		Rivet 8mm		8102080026	96
				4	19370	419	189	219	19.3					

MERRIWORTH

All

419 x 178mm			19036.0	4	19036	419	188	178	18.6				93685	96
				4	19037	419	194	178	18					
419 x 203mm			19365.0	4	19366	419	189	203	19.3				93685	96
				4	19365	419	192	203	18.7					

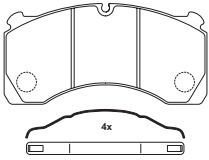
MULTIWHEEL

All

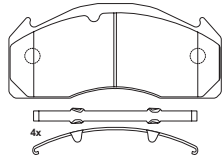
387 x 108mm			K17134.0	4	17134	387	360	108	9.5					48
419 x 178mm			19036.0	4	19036	419	188	178	18.6				93685	96
				4	19037	419	194	178	18					



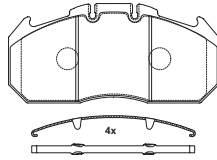
2912409560
29124 MER DXT195



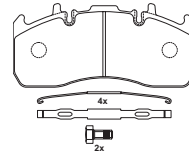
2912509560
29125 MER D-DUCO



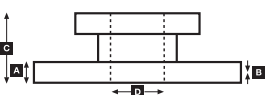
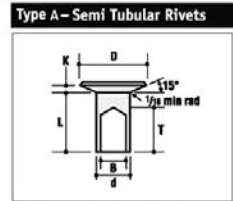
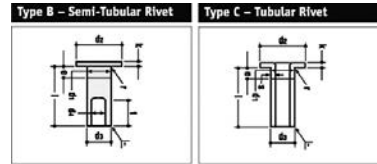
2913109560
29131 MER D-ELSA2



2916909560
29169 Meritor Elsa195



Rivet Ref	Head Size	Shank Ø x Shank Length	Drawing type	Head Shape	T = tubular S = semi-tubular	Material	Material Description
8102080005	15.5	8 x 15	Type B	Flat	S	Copper	1 x JURID RIVETS BAG INCLUDES 100 PCS
8102080026	15.5	8 x 18	Type C	Flat	T	Steel	1 x JURID RIVETS BAG INCLUDES 100 PCS
93684	12.14	6.35 x 14.5	Type A	Conical	S	Steel	1 x JURID RIVETS BAG INCLUDES 100 PCS
93685	12.14	6.35 x 16	Type A	Conical	S	Steel	1 x JURID RIVETS BAG INCLUDES 100 PCS





WVA



!



MURFITT

All

419 x 218mm		F	19369.0	4	19369	419	189	218	18.7			93685	96			
				4	19370	419	192	218	19.3							
				R	19369.0	4	19369	419	189	218	18.7					
						4	19370	419	192	218	19.3					

NICOLAS

All

303 x 200mm SAE S3320			19762.0	4	19762	303	143	200	15.9			8102080026	64	
				4	19763	303	141	200	15.8					

NORTHERN

All

419 x 178mm			19036.0	4	19036	419	188	178	18.6			93685	96	
				4	19037	419	194	178	18					
419 x 218mm			19369.0	4	19369	419	189	218	18.7			93685	96	
				4	19370	419	192	218	19.3					

PEAK

All

419 x 178mm			19036.0	4	19036	419	188	178	18.6			93685	96	
				4	19037	419	194	178	18					
419 x 218mm			19369.0	4	19369	419	189	218	18.7			93685	96	
				4	19370	419	192	218	19.3					

PEITZ

All

230 x 40mm		R	11 082 05,00 60 4	4	11082	230	230	40	5			8103040009	32	
250 x 40mm		R	11 084 05,00 60 4	4	11084	250	245	40	5			8103040009	40	
				4	11284	250	262	40	5			8103040014	40	
300 x 150mm		R	19102.0	8	19102	300	141	150	10			8102080005	64	
310 x 80mm		R	55 173 08,00 60 4	4	55173	310	307	80	8			8103060007	64	
				8	15826	310	152	80	8		Or split linings	8103060007	64	
350 x 60mm		R	15044.0	4	15044	350	339	60	6			8103060002	40	

Servo Brake

300 x 60mm			15004.0	4	15004	300	290	60	5			8103040014	64	
------------	--	--	----------------	---	-------	-----	-----	----	---	--	--	------------	----	--

PERLINI

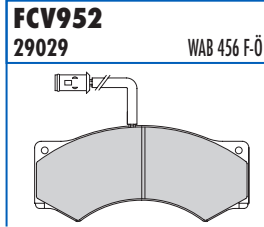
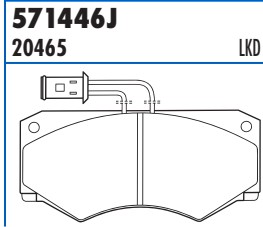
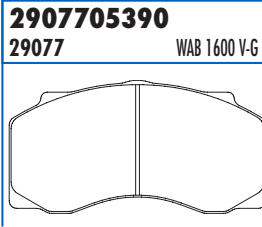
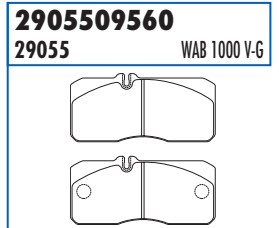
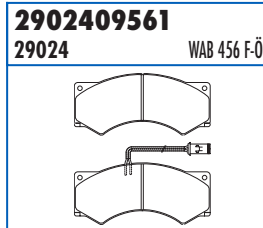
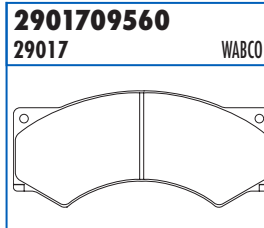
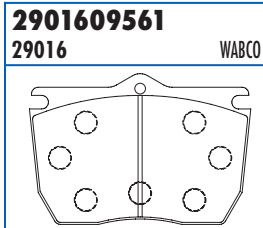
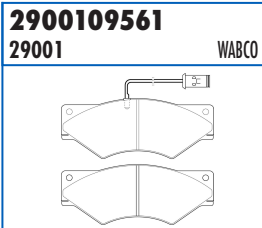
All

420 x 90mm		R	15 207 08,00 60 4	4	15207	420	406	90	8			8102080026	64	
------------	--	---	--------------------------	---	-------	-----	-----	----	---	--	--	------------	----	--

PERROT BREMSEN (WABCO)

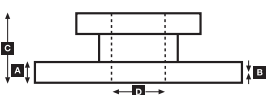
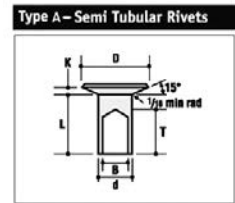
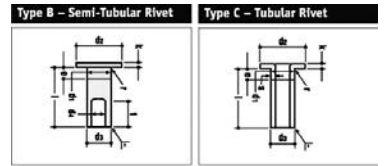
All

1000 V-G for MAN, Neoplan		F	2905509560	4	29055		176	83	22					
		R	2905509560	4	29055		176	83	22					
1600 V-G for DAF for DAF, Iveco, Leyland		F	2907705390	4	29077		205	106	27					
		F	2901709560	4	29017		191	89	23					
			2902409561	4	29024		191	89	23					
for Iveco		F	571446J	4	21006		149	69	18					
			571446J	4	29012		149	69	18					
			571446J	4	29040		149	69	18					
			FCV952	4	29029		191	87	23					
			2900109561	4	29001		174	69	20					
			2901609561	8	29016		163	111	28					



RIVETS

Rivet Ref	Head Size	Shank Ø x Shank Length	Drawing type	Head Shape	T = tubular S = semi-tubular	Material	Material Description
8102080005	15.5	8 x 15	Type B	Flat	S	Copper	1 x JURID RIVETS BAG INCLUDES 100 PCS
8102080026	15.5	8 x 18	Type C	Flat	T	Steel	1 x JURID RIVETS BAG INCLUDES 100 PCS
8103040009	7.5	4 x 8	Type C	Flat	T	Copper	1 x JURID RIVETS BAG INCLUDES 100 PCS
8103040014	7.5	4 x 10	Type C	Flat	T	Copper	1 x JURID RIVETS BAG INCLUDES 100 PCS
8103060002	11.5	6 x 10	Type C	Flat	T	Steel	1 x JURID RIVETS BAG INCLUDES 100 PCS
8103060007	11.5	6 x 15	Type C	Flat	T	Steel	1 x JURID RIVETS BAG INCLUDES 100 PCS
93685	12.14	6.35 x 16	Type A	Conical	S	Steel	1 x JURID RIVETS BAG INCLUDES 100 PCS





WVA



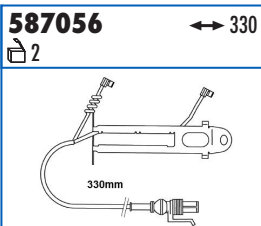
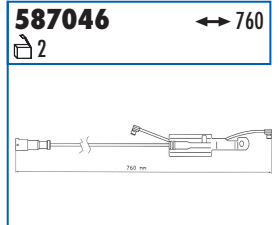
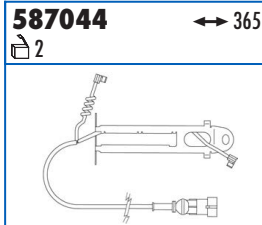
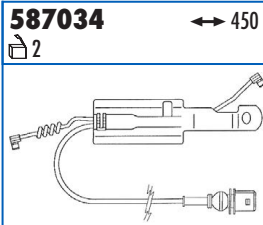
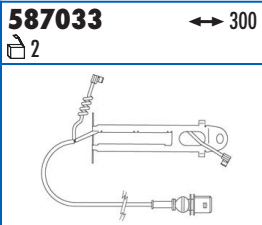
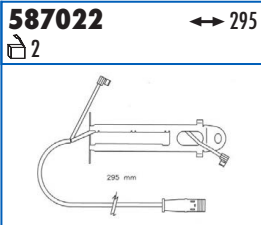
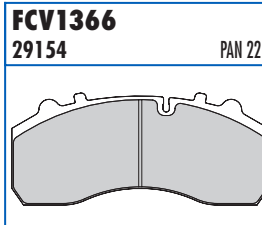
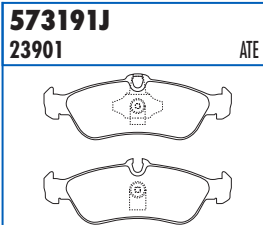
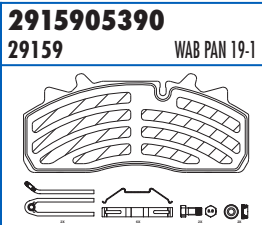
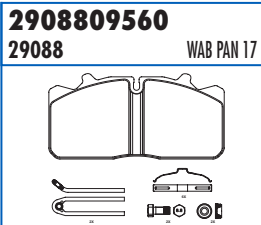
!

**...PERROT BREMSEN (WABCO)**

...All												
for Mercedes-Benz, Volkswagen	F	573191J	4	23901		156.5	55	18.5				
	R	573191J	4	23901		156.5	55	18.5				
PAN 17 for DAF, Renault Trucks	F	2908809560	4	29088		176	83	26	587056 (DAF) / 587033 (Ren T.)			
	R	2908809560	4	29088		176	83	26	587056 (DAF) / 587033 (Ren T.)			
PAN 17 for MAN	F	2908809560	4	29088		176	83	26	587022 (MAN)			
	R	2908809560	4	29088		176	83	26	587022 (MAN)			
PAN 17 for Iveco	F	2908809560	4	29088	330	176	83	26	587044			569172J
	R	2908809560	4	29088	330	176	83	26	587044			569172J
PAN 19-1 for SAF PAN 22 for SMB Trailer	R	2915905390 FCV1366	4	29159 29154		210.5 248	92.5 108	30	587046 587034			

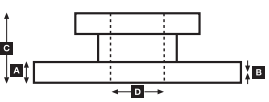
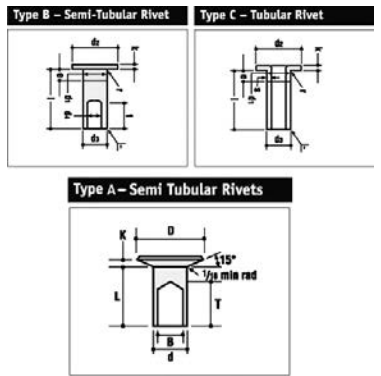
All												
230 x 34mm	R	11019.0	2	11582	230	174	34	8	FAI200		8103040014	42
			1	11019	230	207	34	8				
			1	11025	230	207	34	8				
260 x 55mm	R	13020.0	2	13532	260	201	54	8	FAI200		8103040014	52
			2	13020	260	233	54	8				
270 x 80mm for Iveco	R	15 039 08,00 00 3	2	15742	270	211	79	8			93038	52
			2	15039	270	244	79	8				52
270 x 80mm for Mercedes-Benz	R	15030.0	2	15742	270	211	79	8	FAI200		93038	52
			2	15030	270	244	79	8				
310 x 100mm	R	17096.0	2	17313	310	236	100	12.9			8103060013	52
			2	17318	310	280	100	12.9				
325 x 80mm	R	15732.0	2	15733	325	256	80	7			8103060013	56
			2	15732	325	298	80	7				
325 x 97mm	R	15817.0	2	15817	325	301	97	12.1			8162080003	44
			2	15823	325	251	97	12.1				
325 x 100mm	R	17408.0	2	17793	325	296	100	8			8103060013	52
			2	17408	325	296	100	8				
	R	17924.0	2	17924	325	249	100	12.5		Opt	8103060013	52
			2	17925	325	288	100	12.5				
325 x 120mm	R	17635.0	2	17635	325	249	120	12			8103060013	52
			2	17636	325	288	120	12				
	R	17758.0	4	17758	325	255	120	8.1		Opt	8103060013	48
325 x 147mm	R	17900.0	2	17900	325	301	147	12.1			8103080008	44
			2	17901	325	251	147	12.1				
325 x 160mm	R	K19821.0	2	19822	325	249	160	12			8103060007	52
			2	19821	325	288	160	12				
360 x 170mm	R	19918.0 19503.0	4	19225	360	318	170	14			8102080026	72
			4	19503	360	316	170	16		Opt	8102080005	72
400 x 140mm Duplex-Bremse	R	17 248 12,00 60 4	4	17248	400	321	140	12			8162080003	48
400 x 140mm Servo brake	R	17269.0	2	17269	400	320	140	12			8102080005	56
			4	17336	400	320	140	12				
410 x 140mm	R	17742.0	4	17742	410	207	140	16			8103100003	64
			4	17743	410	210	140	16				
410 x 160mm	R	19634.0*	4	19634	410	207	160	15.9		*use 19 634 15,90 00 6	8103100002	64
			4	19635	410	207	160	15.9				
	R	19 849 17,55 00 6	4	19849	410	192	160	17.55		Opt	8103100002	64
			4	19850	410	192	160	17.45				
	R	19 237 19,40 00 6	4	19237	410	196	160	19.4		Opt	8103100002	32
			4	19238	410	196	160	19.3				

PERROT BREMSEN (WABCO)



Part Number	Dimensions (mm)	Weight (Kg)	Material
569172J	330 34 28 141 215 8x20 2xM10	23.2	ABS

Rivet Ref	Head Size	Shank Ø x Shank Length	Drawing type	Head Shape	T = tubular S = semi-tubular	Material	Material Description
8102080005	15.5	8 x 15	Type B	Flat	S	Copper	1 x JURID RIVETS BAG INCLUDES 100 PCS
8102080026	15.5	8 x 18	Type C	Flat	T	Steel	1 x JURID RIVETS BAG INCLUDES 100 PCS
8103040014	7.5	4 x 10	Type C	Flat	T	Copper	1 x JURID RIVETS BAG INCLUDES 100 PCS
8103060007	11.5	6 x 15	Type C	Flat	T	Steel	1 x JURID RIVETS BAG INCLUDES 100 PCS
8103060013	11.5	6 x 12	Type C	Flat	T	Steel	1 x JURID RIVETS BAG INCLUDES 100 PCS
8103080008	15.5	8 x 12	Type C	Flat	T	Steel	1 x JURID RIVETS BAG INCLUDES 100 PCS
8103100002	18	10 x 18	Type C	Flat	T	Steel	1 x JURID RIVETS BAG INCLUDES 100 PCS
8103100003	18	10 x 20	Type C	Flat	T	Steel	1 x JURID RIVETS BAG INCLUDES 100 PCS
8162080003	15.5	8 x 20	Type C	Flat	T (Stepped)	Steel	1 x JURID RIVETS BAG INCLUDES 100 PCS
93038	9.5	5 x 10	Type C	Flat	T	Steel	1 x JURID RIVETS BAG INCLUDES 100 PCS



PERROT BREMSEN (WABCO)



WVA



!



...PERROT BREMSSEN (WABCO)

...All																
410 x 180mm	R	19099.0	6	19100	410	204	180	21.5					8162080003	96		
		2	19099	410	204	180	21.5									
	R	19084.0	2	19084	410	192	180	17.5			Opt			8103100002	64	
		2	19855	410	196	180	17.5									
		4	19856	410	192	180	17.4									
	R	19946.0	4	19946	410	192	180	18.2						8103100002	64	
		4	19947	410	193	180	18.7									
	R	19262.0	2	19342	410	201	180	19.8			Opt			8162080003	112	
		6	19262	410	201	180	19.8									
	R	19076.0	4	19558	410	210	180	16			Opt			8103100002	64	
4		19559	410	207	180	16										
410 x 180mm for Mobile Crane	R	19723.0*	8	19723	410	177	180	18.2			*use 19 723 18,20 00 8		8162080002	64		
		19 113 18,20 00 8	8	19113	410	178	180	18.2			New version		8103100002	80		
410 x 200mm	R	19263.0	2	19343	410	201	200	19.8					8162080003	112		
		6	19263	410	201	200	19.8									
410 x 220mm	R	19114.0	4	19114	410	196	220	19.4					8103100002	96		
		4	19115	410	196	220	19.4									
	R	19699.0	2	19847	410	192	220	17.55			Opt			8103100002	96	
		2	19699	410	192	220	17.55									
		4	19848	410	192	220	17.45									
	R	19004.0	4	19712	410	208	220	16.1						8103100002	96	
		4	19755	410	211	220	16									
	R	19004.2	4	19712	410	208	220	18.1			for cast iron brake shoes 1986-->			8103100002	96	
		4	19755	410	211	220	18									
	R	19838.0	6	19824	410	202	220	18.4			Opt			8103100002	112	
2		19838	410	202	220	18.4										
420 x 160mm	R	19 134 14,00 60 5	4	19134	420	214	160	14					8103100002	32		
		2	19298	420	334	160	14									
420 x 180mm	R	19019.0	4	19019	420	391	180	14					8103100001	56		
500 x 120mm for Mobile Crane	R	17 237 17,80 00 8	8	17237	500	253	120	17.8			Old version		8103100002	64		
		17 374 17,80 00 8	8	17374	500	253	120	17.8			New version		8162080002	80		
500 x 160mm for Mobile Crane	R	19687.1	8	19687	500	253	160	17.8			Old version		8103100002	64		
		19 042 17,80 00 8	8	19042	500	253	160	17.8			New version		8162080002	80		
500 x 180mm for Mobile Crane	R	19690.0	8	19690	500	253	180	17.8			Old version		8103100002	64		
		19041.0	8	19041	500	253	180	17.8			New version		8162080002	80		

PIACENZA

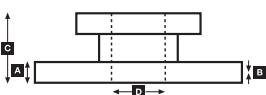
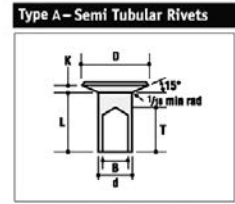
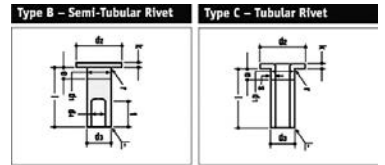
All															
300 x 200mm		19574.0	8	19574	300	144	200	18					8102080005	64	
335 x 210mm		K19700.0	8	19700	335	156	210	14.5					93684	128	
420 x 90mm		15494.0	4	15494	420	397	90	12					8162080003	64	
420 x 180mm		19032.0	8	19032	420	205	180	17.8					8102080005	80	
420 x 200mm		19094.0	8	19094	420	202	200	17.8					8102080005	80	

PITT

All															
394 x 152mm		K19072.0	4	19072	394	360	152	12.7					93684	48	
419 x 178mm		19036.0	4	19036	419	188	178	18.6					93685	96	
			4	19037	419	194	178	18							
419 x 218mm		19369.0	4	19369	419	189	218	18.7					93685	96	
			4	19370	419	192	218	19.3							



Rivet Ref	Head Size	Shank Ø x Shank Length	Drawing type	Head Shape	T = tubular S = semi-tubular	Material	Material Description
8102080005	15.5	8 x 15	Type B	Flat	S	Copper	1 x JURID RIVETS BAG INCLUDES 100 PCS
8103100001	18	10 x 17	Type C	Flat	T	Brass	1 x JURID RIVETS BAG INCLUDES 100 PCS
8103100002	18	10 x 18	Type C	Flat	T	Steel	1 x JURID RIVETS BAG INCLUDES 100 PCS
8162080002	15.5	8 x 18	Type C	Flat	T (Stepped)	Steel	1 x JURID RIVETS BAG INCLUDES 100 PCS
8162080003	15.5	8 x 20	Type C	Flat	T (Stepped)	Steel	1 x JURID RIVETS BAG INCLUDES 100 PCS
93684	12.14	6.35 x 14.5	Type A	Conical	S	Steel	1 x JURID RIVETS BAG INCLUDES 100 PCS
93685	12.14	6.35 x 16	Type A	Conical	S	Steel	1 x JURID RIVETS BAG INCLUDES 100 PCS





WVA



!



PRIM-BALL

All



420 x 180mm BPW		19032.0	8	19032	420	205	180	17.8			8102080005	80	
420 x 200mm BPW		19094.0	8	19094	420	202	200	17.8			8102080005	80	

PRIMROSE

All



419 x 178mm		19036.0	4	19036	419	188	178	18.6			93685	96	
			4	19037	419	194	178	18					

ROCKWELL

All



360 x 170mm		K19928.0	8	19928	360	167	170	18			93683	96	
381 x 178mm		19385.0	6	19384	381	188	178	18.15			93684	96	
			2	19385	381	188	178	18.15					
410 x 180mm		19555.0	6	19556	410	180	180	20.4		Old version → 04/96	8102080005	96	
			2	19555	410	180	180	20.4					
		19174.0	4	19556	410	180	180	20.4		New version 05/96 →	8102080005	96	
			2	19715	410	196	180	21.9					
			2	19714	410	196	180	22.2					
410 x 200mm		19553.0	6	19553	410	180	200	20.4		Old version → 04/96	8102080005	96	
			2	19554	410	180	200	20.4					
		19716.0	4	19553	410	180	200	20.4		New version 05/96 →	8102080005	96	
			2	19717	410	196	200	21.9					
			2	19716	410	196	200	22.2					

ROLFO

All



300 x 200mm		19574.0	8	19574	300	144	200	18			8102080005	64	
420 x 90mm		15 207 08,00 60 4	4	15207	420	406	90	8			8102080026	64	
420 x 180mm		19032.0	8	19032	420	205	180	17.8			8102080005	80	
420 x 200mm		19094.0	8	19094	420	202	200	17.8			8102080005	80	

S.A.E. (Dupillier)

All



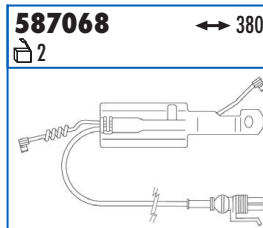
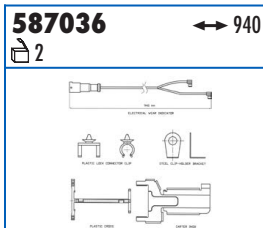
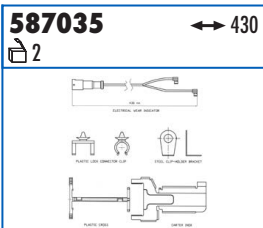
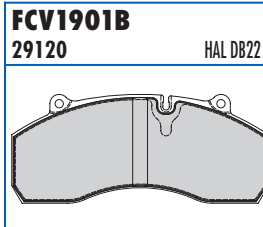
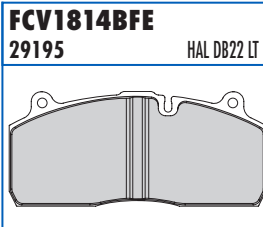
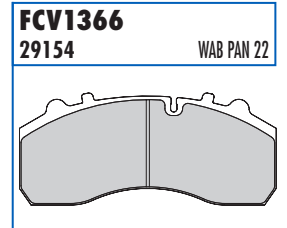
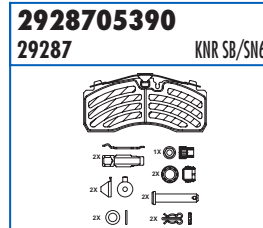
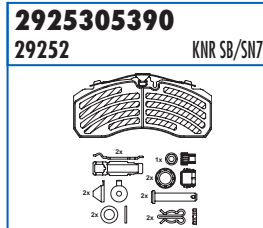
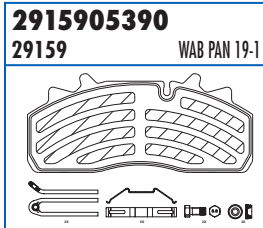
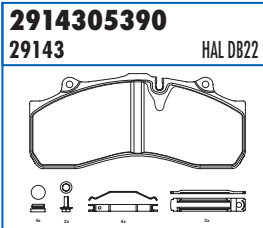
Haldex-Brake Intra disc DB 22 MK II, MK III		2914305390	4	29143		248	108.3	30	587035/587036				
Haldex-Brake Intra disc DB 22 MK IV, Modul-X		FCV1901B	4	29120		248	105	30	587035/587036				
Haldex Disc Brake DB 22 LT (22.5")	01/06 →	FCV1814BFE	4	29195		210	93.8	30		Eurotrailer axle application between 9 and 11 tons			
Knorr SB6...		2928705390	4	29287	377	211	100	30					569110J
Knorr SB7...		2925305390	4	29253	430	247.5	109.5	30					569100J
Wabco PAN 19-1		2915905390	4	29159	377	210.5	92.5	30	587068				569002J
Wabco PAN 22		FCV1366	4	29154		248	108	30					

All



300 x 100mm		R 17347.0	8	17347	300	145	100	17			8102080005	64	
300 x 200mm		R 19103.0	8	19103	300	142	200	10			8102080005	64	
305 x 80mm, S 3208		R 15 799 11,50 66 8	8	15799	305	141	80	11.5			8103060007	48	
305 x 125mm		R 17897.0	4	17897	305	151	125	15.8			8102080026	48	
			4	17898	305	143	125	15.9					
305 x 150mm		R 19760.0	4	19760	305	144	150	15.9			8102080026	48	
			4	19761	305	140	150	15.8					
305 x 200mm		R 19762.0	4	19762	303	143	200	15.9			8102080026	64	
			4	19763	303	141	200	15.8					
305 x 200mm, S 3120, S 3220		R 19405.0	8	19405	305	141	200	11.5			8103060007	48	
355 x 150mm, S 3515		R 19912.0	4	19913	355	168	150	18.8			8102080026	80	
			4	19912	355	157	150	18					
355 x 200mm, S 3520		R 19892.0	4	19892	355	157	200	18			8102080026	80	
			4	19893	355	168	200	18.8					

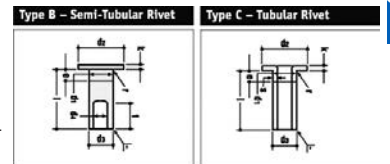
PRIM-BALL - S.A.E. (Dupillier)



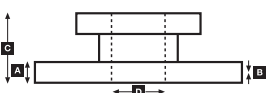
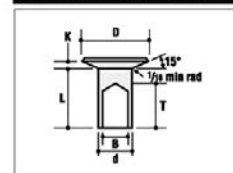
	A	B	C	D		Kg	ABS	
569002J	377	45	38	157	169	8x23	27	
569100J	430	45	37	155	280	10x26.5	36.2	✓
569110J	377	45	37	138.5	169	8xM14	27	✓



Rivet Ref	Head Size	Shank Ø x Shank Length	Drawing type	Head Shape	T = tubular S = semi-tubular	Material	Material Description
8102080005	15.5	8 x 15	Type B	Flat	S	Copper	1 x JURID RIVETS BAG INCLUDES 100 PCS
8102080026	15.5	8 x 18	Type C	Flat	T	Steel	1 x JURID RIVETS BAG INCLUDES 100 PCS
8103060007	11.5	6 x 15	Type C	Flat	T	Steel	1 x JURID RIVETS BAG INCLUDES 100 PCS
93683	12.25	6.35 x 13	Type A	Conical	S	Steel	1 x JURID RIVETS BAG INCLUDES 100 PCS
93684	12.14	6.35 x 14.5	Type A	Conical	S	Steel	1 x JURID RIVETS BAG INCLUDES 100 PCS
93685	12.14	6.35 x 16	Type A	Conical	S	Steel	1 x JURID RIVETS BAG INCLUDES 100 PCS



Type A - Semi Tubular Rivets





WVA



!



#



...S.A.E. (Dupillier)

...All													
405 x 125mm, S 4112		R	J1233928	8	17761	405	180	125	11.5			8103060007	48
419 x 178mm, RS 8041		R	19036.0	4	19037	419	192	178	18			8102050013	96
				4	19036	419	189	178	18.6				
419 x 203mm Conical drilling		R	19365.0	4	19366	419	189	203	19.3			93685	96
				4	19365	419	192	203	18.7			93685	
419 x 203.2mm 16 1/2 x 8"		R	19557.0	4	19606	419	188	203	19.2		Conical Drilling	93281	128
				4	19557	419	192	203	18.6			93281	
420 x 160mm, S 4416		R	19200.0	8	19200	420	204	160	17.8			8102080005	80
420 x 178mm SKRS 9042		R	19283.0	4	19283	420	177	178	20.6			8102080005	64
				4	19284	420	183	178	20				
420 x 200mm, S 4420		R	19094.0	8	19094	420	202	200	17.8			8102080005	80
420 x 203mm SKRS		R	19477.0	4	19477	420	188	203	20.6			8102080005	64
				4	19478	420	192	203	20				

SAF

All													
9-11 ton (Knorr SK7)			2925705390	4	29257		211	108	30				
MK II, MK III DB 22 caliper types			FCV1901B	4	29120		248	105	30		without bump		
MK IV, Modul-X DB 22 caliper types			2914305390	4	29143	430	248	108.3	30	587035/587036	with bump		
Knorr SB/SN6 (19.5")			2928705390	4	29287	377	211	100	30				569002J
						375					Opt		569109J
Knorr SB/SN7 (22.5")			2925305390	4	29253	430	247.5	109.5	30				569001J
						430					Opt		569000J
Knorr ST7-430	2015→	R	2931905390	2	29318		215	108.5	32	587083			
Wabco PAN 19-1			2915905390	4	29159	377	210.5	92.5	30	587046			569002J
						375					Opt		569109J
Wabco PAN 22			FCV1366	4	29154	430	248	108	30	587034			569001J
						430					Opt		569000J
Wabco PAN 22-1			2916205390	4	29162	430	210.5	109.5	31	FA1174			569000J

SBS2220

Haldex DBT 22 LT	2015→	R	2927404420	4	29274		210.3	93.8	30	587081			
------------------	-------	---	-------------------	---	-------	--	-------	------	----	---------------	--	--	--

All													
250 x 40mm		R	11 284 05,00 60 4	4	11284	250	262	40	5			8103040014	40
300 x 60mm		R	15004.0	4	15004	300	290	60	5			8103040014	64
300 x 80mm		R	15077.0	8	15077	300	148	80	16			8102080005	48
300 x 150mm		R	19102.0	8	19102	300	141	150	10			8102080005	64
300 x 150mm (SN 300 x 150)		R	19517.0	4	19518	300	131	150	16.6			8102080026	64
				4	19517	300	127	150	15.7				
300 x 200mm		R	19103.0	8	19103	300	142	200	10			8102080005	64
300 x 200mm (SN 300 x 200)		R	19515.0	4	19516	300	132	200	16.6			8102080026	64
				4	19515	300	127	200	15.7				
350 x 60mm		R	15044.0	4	15044	350	339	60	6			8103060002	40
355 x 150mm (SN 355 x 150)		R	19912.0	4	19913	355	168	150	18.8			8102080026	80
				4	19912	355	157	150	18				
355 x 200mm (SN 355 x 200)		R	19892.0	4	19892	355	157	200	18			8102080026	80
				4	19893	355	168	200	18.8				
367 x 180mm (SNK 367 x 180)		R	19480.0	4	19479	367	169	180	20.6			8102080026	64
				4	19480	367	167	180	20				
367 x 200mm (SNK 367 x 200)		R	19490.0	4	19490	367	169	200	20.6			8102080005	64
				4	19491	367	167	200	20				
400 x 80mm		R	15751.0	8	15751	400	195	80	12.4			8102080005	48
400 x 120mm		R	17115.0	8	17115	400	190	120	10			8102080026	64
419 x 178mm		R	19036.0	4	19037	419	192	178	18			8102080026	96
				4	19036	419	189	178	18.6				
419 x 203mm		R	19365.0	4	19366	419	189	203	19.3			8102080026	96
				4	19365	419	192	203	18.7				
419 x 203mm		R	19557.0	4	19606	419	188	203	19.2		Conical Drilling	93281	128
				4	19557	419	192	203	18.6				

2914305390
29143 HAL DB22

2915905390
29159 WAB PAN 19-1

2916205390
29162 WAB PAN 22-1

2925305390
29252 KNR SB/SN7

2925705390
29257 KNR SK7

2927404420
29274 HAL DBT22LT

2928705390
29287 KNR SB/SN6

2931905390
29318/29319 KNR ST7-430

FCV1366
29154 WAB PAN 22

FCV1901B
29120 HAL DB22



587034 ↔ 450
2

587035 ↔ 430
2

587036 ↔ 940
2

587046 ↔ 760
2

587081 ↔ 610
2

587083 ↔ 760
2

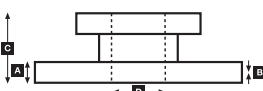
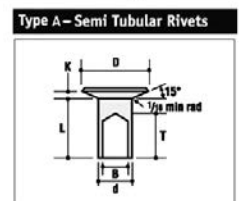
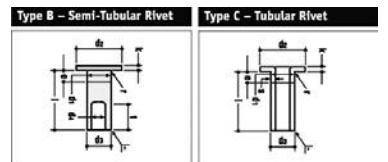
FAI174 ↔ 760
2



		A	B	C	D		Kg	ABS	
569000J		430	45	37	161	192	10x23	38.8	
569001J		430	45	37	130	131	12x19 3xM12	33	
569002J		377	45	38	157	169	8x23	27	
569109J		375	45	37	139.5	131	12x19 3xM12	25.4	



Rivet Ref	Head Size	Shank Ø x Shank Length	Drawing type	Head Shape	T = tubular S = semi-tubular	Material	Material Description
8102050013	12	5 x 15	Type B	Flat	S	Brass	1 x JURID RIVETS BAG INCLUDES 100 PCS
8102080005	15.5	8 x 15	Type B	Flat	S	Copper	1 x JURID RIVETS BAG INCLUDES 100 PCS
8102080026	15.5	8 x 18	Type C	Flat	T	Steel	1 x JURID RIVETS BAG INCLUDES 100 PCS
8103040014	7.5	4 x 10	Type C	Flat	T	Copper	1 x JURID RIVETS BAG INCLUDES 100 PCS
8103060002	11.5	6 x 10	Type C	Flat	T	Steel	1 x JURID RIVETS BAG INCLUDES 100 PCS
8103060007	11.5	6 x 15	Type C	Flat	T	Steel	1 x JURID RIVETS BAG INCLUDES 100 PCS
93281	11.74	5 x 16	Type A	Conical	S	Steel	1 x JURID RIVETS BAG INCLUDES 100 PCS
93685	12.14	6.35 x 16	Type A	Conical	S	Steel	1 x JURID RIVETS BAG INCLUDES 100 PCS





WVA



!



#



...SAF

...All												
420 x 120mm (SNF 420 x 120)	R	17 399 18,00 00 8	8	17399	420	204	120	18			8102080005	64
420 x 160mm	R	19200.0	8	19200	420	204	160	17.8			8102080005	64
420 x 180mm (SNF 420 x 180)	R	19032.0	8	19032	420	205	180	17.8			8102080005	80
420 x 178mm (SNK 420 x 180)	R	19283.0	4	19283	420	177	178	20.6			8102080005	64
			4	19284	420	183	178	20				
420 x 200mm (SNK 420 x 200)	R	19477.0	4	19477	420	188	203	20.6			8102080005	64
			4	19478	420	192	203	20				
420 x 200mm (SNF 420 x 200)		19094.0	8	19094	420	202	200	17.8			8102080005	80

SAMRO

Axles with Disc Brakes												
Fontenax Wabco PAN 19-2		2914209569	4	29142		204.5	99.5	30				
Knorr SB7...		2925305390	4	29253		247.5	109.5	30				
Meritor D-Elsa 2		2913109560	4	29131		250	118	30				
All												
311 x 190mm ROR		19604.0	4	19604	311	126	190	14.8			93685	80
			4	19605	311	158	190	16.1				
350 x 200mm ROR		19908.0	4	19908	350	149	200	18.1			93685	80
			4	19909	350	151	200	18.8				
419 x 178mm ROR		19036.0	4	19036	419	188	178	18.6			93685	96
			4	19037	419	194	178	18				
419 x 203mm ROR		19365.0	4	19366	419	189	203	19.3			93685	96
			4	19365	419	192	203	18.7				
419 x 218mm ROR		19369.0	4	19369	419	189	218	18.7			93685	96
			4	19370	419	192	218	19.3				

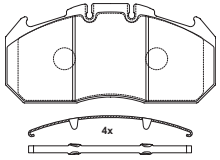
SCAMMELL

All												
311 x 190mm		19604.0	4	19604	311	126	190	14.8			93685	80
			4	19605	311	158	190	16.1				
387 x 108mm		K17134.0	4	17134	387	360	108	9.5				48
394 x 127mm		K17546.0	4	17546	394	361	127	12.7				48
394 x 152mm		K19072.0	4	19072	394	360	152	12.7			93684	48
419 x 178mm		19036.0	4	19036	419	188	178	18.6			93685	96
			4	19037	419	194	178	18				
419 x 218mm		19369.0	4	19369	419	189	218	18.7			93685	96
			4	19370	419	192	218	19.3				96

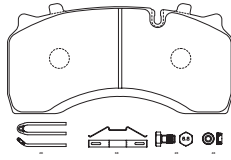
SCANIA

All												
16.1/4 x 5" 413 x 127mm	R	17161.0*	8	17161	413	193	127	19		*use 17 161 19,00 00 8	93687	64
		17991.0	4	17991	413	235	127	19			93280	32
16.1/4 x 7" 413 x 178mm	R	19075.0	8	19075	413	193	178	19		->07/88	93687	96
		19931.0	4	19931	413	235	178	19		08/88->	93280	64
16.1/4 x 8" 413 x 203mm	R	19393.0	8	19393	413	193	203	19		2003->07/88	93687	96
		19932.0	4	19932	413	235	203	19		08/88->	93280	64
16.1/4 x 10" 413 x 254mm	R	19647.0	8	19647	413	193	254	19			93687	96
		19933.0	4	19933	413	235	254	19		08/88->	93280	64

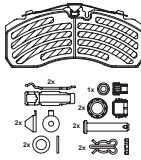
2913109560
29131 MER D-ELSA2



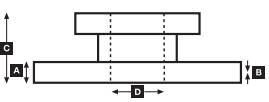
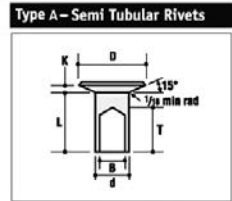
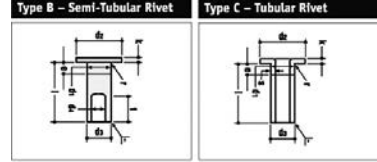
2914209569
29142 WAB PAN 19-2



2925305390
29252 KNR SB/SN7



Rivet Ref	Head Size	Shank Ø x Shank Length	Drawing type	Head Shape	T = tubular S = semi-tubular	Material	Material Description
8102080005	15.5	8 x 15	Type B	Flat	S	Copper	1 x JURID RIVETS BAG INCLUDES 100 PCS
93280	12.25	6.65 x 18.35	Type A	Flat	S	Steel	1 x JURID RIVETS BAG INCLUDES 100 PCS
93684	12.14	6.35 x 14.5	Type A	Conical	S	Steel	1 x JURID RIVETS BAG INCLUDES 100 PCS
93685	12.14	6.35 x 16	Type A	Conical	S	Steel	1 x JURID RIVETS BAG INCLUDES 100 PCS
93687	12.25	6.35 x 19	Type A	Conical	S	Steel	1 x JURID RIVETS BAG INCLUDES 100 PCS





WVA



!



SCHMITZ CARGOBULL

All



Knorr ST7-430	2015→	R	2932805390	2	29328		215	108.5	32					
---------------	-------	---	-------------------	---	-------	--	-----	-------	----	--	--	--	--	--

SEDDON ATKINSON

All



394 x 152mm		R	K19072.0	4	19072	394	360	152	12.7			93684	48	
410 x 200mm		R	19071.0	8	19071	410	176	200	18.3			93683/93685	96/104	

SISU

All



394 x 178mm		F	19071.0	8	19071	410	176	200	18.3			93683/93685	96/104	
		R	19071.0	8	19071	410	176	200	18.3			93683/93685	96/104	
394 x 203mm		R	19745.0	8	19745	394	157	203	18.5/ 11.5				96	
410 x 150mm			K19144.0	4	19144	410	211	150	19.8/18			93282	96	
				4	19145	410	211	150	18.9/ 12.2					
410 x 180mm			K19146.0	4	19146	410	211	180	19.8/18			93282	96	
				4	19147	410	211	180	18.9/ 12.2					
410 x 210mm			19217.0	4	19217	410	211	210	19.8/18			93282	96	
				4	19218	410	211	210	18.9/ 12.2					
413 x 203mm		R	19393.0	8	19393	413	193	203	19			93687	96	
419 x 152mm			19150.0	4	19150	419	209	152	18.3			93685	80	
				4	19151	419	216	152	18.8					

SMB

All



Haldex-Brake Intra disc DB 22 MK II, MK III	2000→		2914305390	4	29143	430	248	108.3	30	587035/587036				569100J
Haldex-Brake Intra disc DB 22 MK IV, Modul-X			FCV1901B	4	29120		248	105	30	587035/587036				
Haldex Disc Brake DB 19	01/06→		2918105390	4	29207		210.5	92	30	FA1175				
Haldex Disc Brake DB 22 LT			2927404420	4	29274		210.3	93.8	30	587081				
Haldex Disc Brake DB 22 LT (22.5")	01/06→		FCV1814BFE	4	29195		210	93.8	30			Eurotrailer axle application between 9 and 11 tons		
Knorr SB6-Brake (19.5")	2000→		2928705390	4	29287	377	211	100	30					569110J
Knorr SB7-Brake (22.5")	2000→		2925305390	4	29253	430	247.5	109.5	30					569100J
Wabco PAN 22-Brake (22.5")	2000→		FCV1366	4	29154	430	248	108	30	587034				569100J

All



311 x 203mm (C3)		R	19862.0	4	19609	311	136	203	19.3			8102050013	80	
				4	19608	311	141	203	18.4					
360 x 200 (SMB C5)		R	19718.0	4	19718	360	169	200	20.5/ 17.7				96	
				4	19179	360	169	200	19.1/ 11.35					
419 x 178mm (C2)		R	19613.0	4	19614	419	188	178	18.6		Conical Drilling	93281	128	
				4	19613	419	192	178	19.2		Conical Drilling			
419 x 203mm (C1 + L1)		R	19557.0	4	19606	419	188	203	19.2		Conical Drilling	93281	128	
				4	19557	419	192	203	18.6		Conical Drilling			

TITAN

All



414 x 150mm Bendix			19049.0	2	19049	414	347	150	12.5			8103060007	96	
				2	19199	414	286	150	12.5					
419 x 178mm ROR			19036.0	4	19036	419	188	178	18.6			93685	96	
				4	19037	419	194	178	18					



TRABOSA

All													
300 x 200mm BPW			19574.0	8	19574	300	144	200	18			8102080005	64

TRAILOR

All													
300 x 150mm		R	19517.0	4	19518	300	131	150	16.6			8102080026	64
				4	19517	300	127	150	15.7				
300 x 200mm		R	19967.0	4	19967	300	132	200	16.3			8102050013	96
				4	19968	300	129	200	15.4				
		R	19103.0	8	19103	300	142	200	10		Opt	8102080005	64
355 x 150mm		R	19912.0	4	19912	355	157	150	18		Rivet 5mm		80
				4	19913	355	157	150	18.8				
		R	19912.0	4	19913	355	168	150	18.8		Rivet 8mm	8102080026	80
				4	19912	355	157	150	18			8102080026	
355 x 150mm H100 TEM			19912.0	4	19912	355	157	150	18				80
				4	19913	355	157	150	18.8				
360 x 200 (SMB C5)		R	19718.0	4	19718	360	169	200	20.5/ 17.7				96
				4	19179	360	169	200	19.1/ 11.35				
419 x 152mm			19150.0	4	19150	419	209	152	18.3			93685	80
				4	19151	419	216	152	18.8				
419 x 178mm		R	19036.0	4	19037	419	192	178	18		Cylindrical drilling	8102050013	96
				4	19036	419	189	178	18.6				
419 x 178mm axle SMB C2		R	19613.0	4	19614	419	188	178	18.6		Conical Drilling	93281	128
				4	19613	419	192	178	19.2				
419 x 203mm			19365.0	4	19366	419	189	203	19.3			8102080026	96
				4	19365	419	192	203	18.7				
419 x 203mm axle SMB C1		R	19557.0	4	19606	419	188	203	19.2		Conical Drilling	93281	128
				4	19557	419	192	203	18.6				

TREKAMP & GEHLE

All													
Protec-axle for Knorr SB5			2914809560	2	29148		185	84	34				
				2	29115		175	84	27				
Protec-axle for Knorr SB6			2928705390	4	29287		211	100	30				
Protec-axle for Knorr SB7			2925305390	4	29253	430	247.5	109.5	30		No ABS		569147J
						430	248	108	30		ABS		569152J
Protec-axle DNH6 10008 3745; DH6 10008 3745	2000→		2915905390	4	29159		210.5	92.5	30				

VIBERTI

All													
18 T		R	15 207 08,00 60 4	4	15207	420	406	90	8			8102080026	64
420 x 200mm		R	19094.0	8	19094	420	202	200	17.8			8102080005	80
Unified. 120 q. li		F	15 207 08,00 60 4	4	15207	420	406	90	8			8102080026	64
		R	15 207 08,00 60 4	4	15207	420	406	90	8			8102080026	64

VOLVO

Olympian Series													
410 x 200mm		R	19823.0	6	19786	410	202	200	18.9			8103100003	96
				2	19823	410	202	200	18.9				
410 x 220mm		R	19838.0	2	19824	410	202	220	18.4			8103100002	112
				6	19838	410	202	220	18.4				



WVA



!



#



WARSTEINER

All



300 x 60mm			15004.0	4	15004	300	290	60	5				8103040014	64	
300 x 120mm			17 183 10,00 60 8	8	17183	300	142	120	10				8102080026	64	
300 x 150mm			19102.0	8	19102	300	141	150	10				8102080005	64	
300 x 200mm			19103.0	8	19103	300	142	200	10				8102080005	64	
350 x 60mm			15044.0	4	15044	350	339	60	6				8103060002	40	
420 x 120mm			17377.0	8	17377	420	204	120	18				8102080005	80	
420 x 160mm			19200.0	8	19200	420	204	160	17.8				8102080005	80	
420 x 180mm			19032.0	8	19032	420	205	180	17.8				8102080005	80	

YORK TRAILERS

2000 Axle



419 x 178mm		R	19036.0	4	19036	419	188	178	18.6				93685	96	
				4	19037	419	194	178	18						

All



311 x 178mm		All	K19783.0	4	19783	311	148	178	14.6				93684	96	
				4	19784	311	146	178	14.3						
335 x 150mm Hendrickson Bremse		All	17 362 14,50 60 8	8	17362	335	156	150	14.5				93684	64	
335 x 210mm		All	K19700.0	8	19700	335	156	210	14.5				93684	128	
387 x 108mm			K17134.0	4	17134	387	360	108	9.5					48	
394 x 152.4mm		All	K19072.0	4	19072	394	360	152	12.7				93684	48	
394 x 178mm			K19333.0	4	19334	394	195	178	17.5/ 14.1					96	
				4	19333	394	192	178	17.3/ 5.6						
419 x 178mm		All	19036.0	4	19036	419	188	178	18.6				93685	96	
				4	19037	419	194	178	18						
419 x 178mm Cylindrical Drilling		All	19036.0	4	19037	419	192	178	18				8102050013	96	
				4	19036	419	189	178	18.6						
419 x 218mm		All	19369.0	4	19369	419	189	218	18.7				93685	96	
				4	19370	419	192	218	19.3						

ZF

All



			2925305390	4	29253		247.5	109.5	30						
--	--	--	-------------------	---	-------	--	-------	-------	----	--	--	--	--	--	--

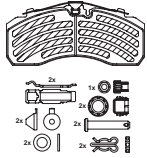
ZORZI

All

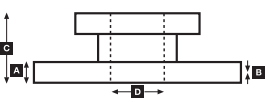
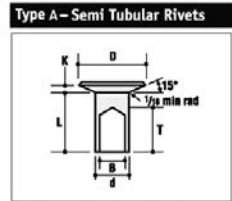
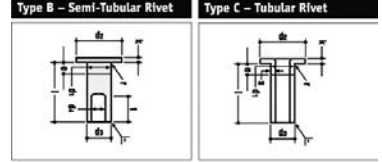


300 x 200mm			19574.0	8	19574	300	144	200	18				8102080005	64	
350 x 200mm			19908.0	4	19908	350	149	200	18.1				93685	80	
				4	19909	350	151	200	18.8						
420 x 90mm			15 207 08,00 60 4	4	15207	420	406	90	8				8102080026	64	
420 x 180mm			19032.0	8	19032	420	205	180	17.8				8102080005	80	
420 x 200mm			19094.0	8	19094	420	202	200	17.8				8102080005	80	

2925305390
29252 KNR.SB/SN7



Rivet Ref	Head Size	Shank Ø x Shank Length	Drawing type	Head Shape	T = tubular S = semi-tubular	Material	Material Description
8102050013	12	5 x 15	Type B	Flat	S	Brass	1 x JURID RIVETS BAG INCLUDES 100 PCS
8102080005	15.5	8 x 15	Type B	Flat	S	Copper	1 x JURID RIVETS BAG INCLUDES 100 PCS
8102080026	15.5	8 x 18	Type C	Flat	T	Steel	1 x JURID RIVETS BAG INCLUDES 100 PCS
8103040014	7.5	4 x 10	Type C	Flat	T	Copper	1 x JURID RIVETS BAG INCLUDES 100 PCS
8103060002	11.5	6 x 10	Type C	Flat	T	Steel	1 x JURID RIVETS BAG INCLUDES 100 PCS
93684	12.14	6.35 x 14.5	Type A	Conical	S	Steel	1 x JURID RIVETS BAG INCLUDES 100 PCS
93685	12.14	6.35 x 16	Type A	Conical	S	Steel	1 x JURID RIVETS BAG INCLUDES 100 PCS





WVA



!



AEC

Ranger

4M4L/R	1966→1975	F	K19072.0	4	19072	394	360	152	12.7			93684	48	
--------	-----------	---	-----------------	---	-------	-----	-----	-----	------	--	--	-------	----	--

Reliance

6MU3R	1969→1975	F	K19072.0	4	19072	394	360	152	12.7			93684	48	
-------	-----------	---	-----------------	---	-------	-----	-----	-----	------	--	--	-------	----	--

Swift

691	1968→1975	F	K19072.0	4	19072	394	360	152	12.7			93684	48	
-----	-----------	---	-----------------	---	-------	-----	-----	-----	------	--	--	-------	----	--

ALEXANDER PSV

ALX 100

8.1-8.5m	01/96→	F	2983509560	4	29835	324	175	85	22		FAC174			FCR163A
		R	2983509560	4	29835	324	175	85	22		FAC174			569112J

Mini

PSV	F	2983509560	4	29835	324	175	85	22			FAC174			FCR163A
	R	2983509560	4	29835	324	175	85	22			FAC174			569112J

AUTOSAN

H10-10M Medium

All		R	19657.0	4	19463	414	374	175	13.5			8162080002	72	
-----	--	---	----------------	---	-------	-----	-----	-----	------	--	--	------------	----	--

H10-11-12

All	F	19410.0	8	19410	420	182	150	18						64
	R	19410.0	8	19410	420	182	150	18						64
All	F	19615.0	4	19615	420	195	180	21.5				93684	128	
			4	19616	420	195	180	21.45						
	R	19615.0	4	19615	420	195	180	21.5				93684	128	
			4	19616	420	195	180	21.45						

AYATS

Atlantis

SB7000	F	2925305390	4	29253		247.5	109.5	30						
	R	2925305390	4	29253		247.5	109.5	30						

Atlas

SB7000	F	2925305390	4	29253		247.5	109.5	30						
	R	2925305390	4	29253		247.5	109.5	30						

Bravo 1

SB7000	F	2925305390	4	29253		247.5	109.5	30						
	R	2925305390	4	29253		247.5	109.5	30						

BEDFORD

All

BLP (Rear Eng.)	1977→1987	F	K19072.0	4	19072	394	360	152	12.7			93684	48	
		R	K19072.0	4	19072	394	360	152	12.7			93684	48	
YLQ	1975→1987	F	K19072.0	4	19072	394	360	152	12.7			93684	48	
		R	K19072.0	4	19072	394	360	152	12.7			93684	48	
YMQ	1983→1987	F	K19072.0	4	19072	394	360	152	12.7			93684	48	
		R	K19072.0	4	19072	394	360	152	12.7			93684	48	



WVA



!

**BERKHOF PSV****Axial 50**

12m	01/91→12/96 01/97→	F	FCV769	4	29043	204	97	24					
			2909009560	4	29090	250	114	28					

Excellence

3000HD		F	2925305390	4	29253	430	247.5	109.5	30				567500J
		R	2925305390	4	29253	430	247.5	109.5	30				567500J

Radial

12m	01/91→12/96 01/97→	F	FCV769	4	29043	204	97	24					
			2909009560	4	29090	250	114	28					

Radial+D361

12m	01/97→	F	2909009560	4	29090	250	114	28					
-----	--------	---	-------------------	---	-------	-----	-----	----	--	--	--	--	--

Scania Chassis

		F	2925305390	4	29253	430	247.5	109.5	30				567500J
		R	2925305390	4	29253	430	247.5	109.5	30				567500J

BMC**1100 Falcon**

School Bus	2002→		2908809560	4	29088	176	83	26					
------------	-------	--	-------------------	---	-------	-----	----	----	--	--	--	--	--

BOGDAN**A-092 (Euro-3)**

City Mini Bus	2004→	F	FCV1853	4	29258	310	206.2	80	20				
---------------	-------	---	----------------	---	-------	-----	-------	----	----	--	--	--	--

A-0100 (Euro-3)

Tourist Bus	2006→	F	FCV1853	4	29258	310	206.2	80	20				
-------------	-------	---	----------------	---	-------	-----	-------	----	----	--	--	--	--

BOVA**Futura**

FHD 10-290, FHD 10-300, FHD 12-290, FHD 12-360, FHD 12-370, FVD 12-220, FVD 12-270	01/86→	F	2974709560	8	29747	460	140	121	33		01/90→12/94		567115J
			2925305390	4	29253	430	247.5	109.5	30		01/95→ 01/95→, Opt		567801J FCR282A
FLD 14 Knorr SB/SN7...	01/86→	F	2925305390	4	29253	430	247.5	109.5	30		Opt		567801J FCR282A

Futura

FHD 10-290 FHD 10-300 FHD 12-370 FVD 12-220 FVD 12-270	1986→	F	19890.0	4	19891	420	179	200	19.1			93685	128	
			19890.0	4	19890	420	177	200	18.5					
		R	19890.0	4	19891	420	179	200	19.1				93685	128
			19063.0	4	19890	420	177	200	18.5					
		R	19063.0	4	19063	420	177	200	20.6		Opt	93685	128	
			19063.0	4	19064	420	176	200	20.8					

Futura (3-Axle)

FHD 15-430, FHX 15-420, FLD 15-370	01/95→	F	2925305390	4	29253	430	247.5	109.5	30		Opt		567801J FCR282A
		R	2925305390	4	29253	430	247.5	109.5	30		Opt		567801J FCR282A
FHD 12.370A Knorr SB/SN6 268kW	01/96→	F	2928705390	4	29287	211	100	30					

Futura (DAF Ch.)

FHD 10-290 FHD 10-300 FHD 12-220 FHD 12-290 FHD 12-360 FHD 12-370	1983→1985	F	19150.0	4	19150	419	209	152	18.3			93685	80	
			19150.0	4	19151	419	216	152	18.8					
		R	19256.0	4	19256	419	208	178	18.3				93685	112
			19256.0	4	19260	419	216	178	18.8					

2908809560
29088 WAB PAN 17

2909009560
29090 MER D-LISA

2925305390
29252 KNR SB/SN7

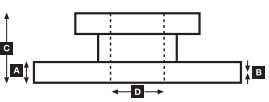
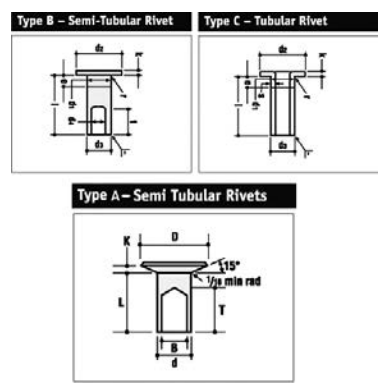
2928705390
29287 KNR SB/SN6

FCV769
29043 MERITOR D2

FCV1853
29258

								Kg		ABS
	A	B	C	D						
567115J	460	48	46	119	170	10xM16	34			
567500J	430	45	37	131	208	10xM16	29.5			
567801J	430	45	37	131	203	10xM16	34.4			
FCR282A	429	45	37	131	220	20xM12	35.5			

Rivet Ref	Head Size	Shank Ø x Shank Length	Drawing type	Head Shape	T = tubular S = semi-tubular	Material	Material Description
93685	12.14	6.35 x 16	Type A	Conical	S	Steel	1 x JURID RIVETS BAG INCLUDES 100 PCS





WVA



!

**...BOVA****...Futura (DAF Ch.)**

FVD 12-220 FVD 12-270	1983→1985	F	19890.0	4	19891	420	179	200	19.1			93685	128		
				4	19890	420	177	200	18.5						
		R	19890.0	4	19891	420	179	200	19.1				93685	128	
				4	19890	420	177	200	18.5						
		R	19063.0	4	19063	420	177	200	20.6		Opt		93685	128	
				4	19064	420	176	200	20.8						

Futura (Mercedes-Benz Ch.)

FHM 12-290 FHM 12-360	1983→1994	F	19579.0	4	19706	410	173	163	18	587009		8162080003	72		
				4	19579	410	214	163	18	587009	FAI203 for 2 oversize Opt				
		R	19581.0	4	19707	410	173	223	18	587009			8162080003	72	
				4	19581	410	214	223	18	587009	FAI203 for 2 oversize Opt				

Lexio

LD 123, LD 130	09/05→	F	2925305390	4	29253	430	247.5	109.5	30					567801J
		R	2925305390	4	29253	430	247.5	109.5	30					567801J

Magiq

HD 120, HD 122, HD 131 Magnum, HD 139 Magnum	10/99→	F	2925305390	4	29253	430	247.5	109.5	30					567801J
		R	2925305390	4	29253	430	247.5	109.5	30					567801J

Synergy

DD 130, DD 138, SDD 130, SSD 141	10/99→	F	2925305390	4	29253	430	247.5	109.5	30					567801J
		R	2925305390	4	29253	430	247.5	109.5	30					567801J

BRISTOL**LHL, LHS**

	1968→1981	F	K17546.0	4	17546	394	361	127	12.7				48	
		R	K19072.0	4	19072	394	360	152	12.7			93684	48	

CAETANO PSV**Enigma 8.5m**

		F	17244.0	8	17017	360	173	143	16			8162080001	64		
			19504.0	8	19177	360	173	160	16		Opt		8162080001	96	
		R	17244.0	8	17017	360	173	143	16				8162080001	64	
			19504.0	8	19177	360	173	160	16		Opt		8162080001	96	

Enigma 12m, Porto 12m

	1991→1996	F	2903005390	4	29030		250	118.5	28	587019				
			2903009560	4	29030		250	118.5	28	587019	Opt			
		F	2909009560	4	29090	438	250	114	28	587027				567152J

Enigma 12m, Porto 12m

		R	19 922 17,40 60 8	8	19922	394	187	203	17.4			93685	96	
		R	19090.0	8	19090	410	176	175	18.3			93683/93685	96/104	
		R	19071.0	8	19071	410	176	200	18.3			93683/93685	96/104	

Volvo Chassis

		F	19562.0	4	19562	394	190	203	19		19562.0	93685	84		
				4	19563	394	146	203	19						
		R	19799.0	4	19800	394	190	254	19				93685	84	
				4	19799	394	146	254	19						



WVA



!

**DAF****Cub Bus, Cub Coach**

CU385/453	1983→1994	F	K17555.0	4	17555	330	299	101	9.5				48
		R	K17662.0	2	17662	330	300	127	9.5			93684	52
				2	17663	330	343	127	9.5				

MB200

All	1989→	F	K19024.0	4	19024	419	209	152	20.6			93686	80
				4	19031	419	220	152	20.8				
		R	K19024.0	4	19024	419	209	152	20.6			93686	80
				4	19031	419	220	152	20.8				
		R	19256.0	4	19256	419	208	178	18.3		Opt	93685	112
				4	19260	419	216	178	18.8				

MB200, MBG200

DKFL, DKVL, DKTL	1974→1985	F	19150.0	4	19150	419	209	152	18.3			93685	80
				4	19151	419	216	152	18.8				
		F	17263.0*	4	17263	419	209	127	18.3		*use 17 263 18,30 60 6	93685	80
				4	17264	419	216	127	18.8				
		R	19256.0	4	19256	419	208	178	18.3			93685	112
				4	19260	419	216	178	18.8				
		R	19150.0	4	19150	419	209	152	18.3		MBG200 Trailing axle	93685	80
				4	19151	419	216	152	18.8				

MB201

All DKCL	1974→1980 1987→1989	F	19150.0	4	19150	419	209	152	18.3			93685	80
				4	19151	419	216	152	18.8				
		R	19 617 18,50 60 6	4	19618	419	219	203	18.5			93686	160
				4	19617	419	210	203	18.5				

MB230

LB, LT	01/87→	F	2974709560	8	29747	460	140	121	33				567115J
--------	--------	---	-------------------	---	-------	-----	-----	-----	----	--	--	--	---------

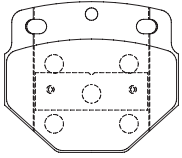
MB230

All	1984→1989	F	19150.0	4	19150	419	209	152	18.3			93685	80
				4	19151	419	216	152	18.8				
		R	19 617 18,50 60 6	4	19618	419	219	203	18.5			93686	160
				4	19617	419	210	203	18.5				
		R	19256.0	4	19256	419	208	178	18.3		Opt	93685	112
				4	19260	419	216	178	18.8				
	1990→	F	K19024.0	4	19024	419	209	152	20.6		Opt	93686	80
				4	19031	419	220	152	20.8				
		R	19069.0	4	19069	420	177	240	20.7/ 12.3				128
				4	19077	420	176	240	20.8/ 14.8				
				4	19914	420	179	240	19.1/ 13.4		Opt		128
				4	19915	420	177	240	19.7/ 17.4				

MBG200

All	1984→1989	F	19150.0	4	19150	419	209	152	18.3			93685	80
				4	19151	419	216	152	18.8				
		R	19 617 18,50 60 6	4	19618	419	219	203	18.5			93686	160
				4	19617	419	210	203	18.5				
		R	19094.0	8	19094	420	202	200	17.8		Opt	8102080005	80
		DKFL	1983→	F	19150.0	4	19150	419	209	152	18.3		
4	19151					419	216	152	18.8				
R1	19256.0			4	19256	419	208	178	18.3			93685	112
				4	19260	419	216	178	18.8				
R2	19150.0	4	19150	419	209	152	18.3			93685	80		
		4	19151	419	216	152	18.8						

2974709560
29747



567115J

			A	B	C	D	
	460	48	46	119	170	10xM16	

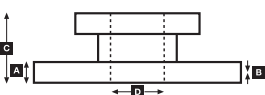
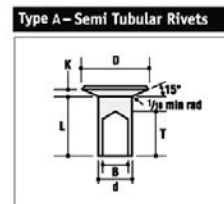
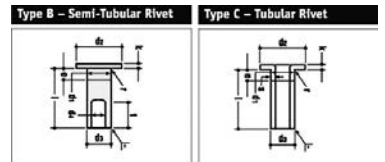
Kg
34



ABS



Rivet Ref	Head Size	Shank Ø x Shank Length	Drawing type	Head Shape	T = tubular S = semi-tubular	Material	Material Description
8102080005	15.5	8 x 15	Type B	Flat	S	Copper	1 x JURID RIVETS BAG INCLUDES 100 PCS
93684	12.14	6.35 x 14.5	Type A	Conical	S	Steel	1 x JURID RIVETS BAG INCLUDES 100 PCS
93685	12.14	6.35 x 16	Type A	Conical	S	Steel	1 x JURID RIVETS BAG INCLUDES 100 PCS
93686	12.25	6.35 x 17.5	Type A	Conical	S	Steel	1 x JURID RIVETS BAG INCLUDES 100 PCS





WVA



!



#



...DAF

SB200

	2001→	F	2928705390	4	29287	377	211	100	30					569156J
		R	2928705390	4	29287	377	211	100	30					569193J

SB200

	1980→1989	F	19150.0	4	19150	419	209	152	18.3				93685	80
				4	19151	419	216	152	18.8					
		F	17263.0*	4	17263	419	209	127	18.3		*use 17 263 18,30 60 6		93685	80
				4	17264	419	216	127	18.8					
		R	19256.0	4	19256	419	208	178	18.3				93685	112
				4	19260	419	216	178	18.8					
		R	19150.0	4	19150	419	209	152	18.3		Opt		93685	80
				4	19151	419	216	152	18.8					

SB201, 210

	1974→1980	F	19150.0	4	19150	419	209	152	18.3				93685	80
				4	19151	419	216	152	18.8					
		R	19 911 18,80 60 6	4	19617	419	210	203	18.5				93685	144
				4	19911	419	176	203	18.8					

SB220

	1975→1980	F	19150.0	4	19150	419	209	152	18.3				93685	80
				4	19151	419	216	152	18.8					
		R	19 911 18,80 60 6	4	19617	419	210	203	18.5				93685	144
				4	19911	419	176	203	18.8					
LD, LC	1987→1989	F	19150.0	4	19150	419	209	152	18.3				93685	80
				4	19151	419	216	152	18.8					
		F	19900.0	4	19900	420	177	150	19.1		Opt		93686	64
				4	19901	420	179	150	18.5					
		R	19890.0	4	19891	420	179	200	19.1		Opt		93685	128
				4	19890	420	177	200	18.5					
		R	19 911 18,80 60 6	4	19617	419	210	203	18.5				93685	144
				4	19911	419	176	203	18.8					

SB220, SBG220

All	1989→	F	19010.0	4	19011	420	177	150	20.6				93686	64
				4	19010	420	176	150	20.8					
		R1	19063.0	4	19063	420	177	200	20.6				93685	128
				4	19064	420	176	200	20.8					

SB230

		F	2915905390	4	29159		210.5	92.5	30	587068				
		R	2915905390	4	29159		210.5	92.5	30	587068				

SB2005

DHU 169kW/230PS	1982→1986	R	19256.0	4	19256	419	208	178	18.3				93685	112
				4	19260	419	216	178	18.8					

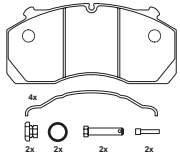
SB2300

DHTD	01/87→	F	2974709560	8	29747	460	140	121	33					567115J
------	--------	---	-------------------	---	-------	-----	-----	-----	----	--	--	--	--	----------------

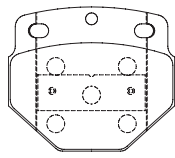
SB2300

DHD, DHS	1982→1986	F	19150.0	4	19150	419	209	152	18.3				93685	80
				4	19151	419	216	152	18.8					
		R1	19256.0	4	19256	419	208	178	18.3				93685	112
				4	19260	419	216	178	18.8					
		R2	19150.0	4	19150	419	209	152	18.3				93685	80
				4	19151	419	216	152	18.8					
DHTD	01/87→	R	19 911 18,80 60 6	4	19617	419	210	203	18.5				93685	144
				4	19911	419	176	203	18.8					
		R	19094.0	8	19094	420	204	200	17.8		Opt		8102080005	80

2915009560
29150 MER DX225



2974709560
29747



567115J

			A	B	C	D		
			460	48	46	119	170	10xM16

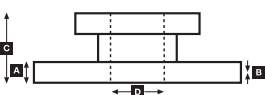
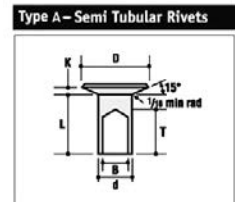
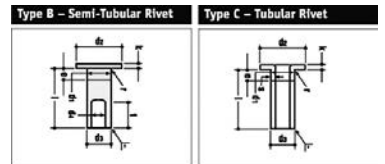
Kg
34



ABS



Rivet Ref	Head Size	Shank Ø x Shank Length	Drawing type	Head Shape	T = tubular S = semi-tubular	Material	Material Description
8102080005	15.5	8 x 15	Type B	Flat	S	Copper	1 x JURID RIVETS BAG INCLUDES 100 PCS
93685	12.14	6.35 x 16	Type A	Conical	S	Steel	1 x JURID RIVETS BAG INCLUDES 100 PCS
93686	12.25	6.35 x 17.5	Type A	Conical	S	Steel	1 x JURID RIVETS BAG INCLUDES 100 PCS





WVA



!



#

**...DENNIS****Javelin Coach**

MK II (22.5") Meritor D2	→1990	F	FCV769	4	29043	440	204	97	24	FAI109/FAI111				FCR285A
MK III (10/11/12m Coach) (22.5") Meritor D-Lisa	01/91→		2909009560	4	29090		250	114	28	587027				

Javelin Coach

MK I	1987→	R	19 922 17,40 60 8	8	19922	394	187	203	17.4			93685	96	
MK II (22.5") Meritor D2		R	19071.0	8	19071	410	176	200	18.3		Opt	93683/93685	96/104	

Javelin MK III

		R	19068.0	8	19068	410	176	225	18.3		Opt	93683/93685	96/104	
--	--	---	----------------	---	-------	-----	-----	-----	------	--	-----	-------------	--------	--

Lance

SLF (22.5") Meritor D3	01/95→	F	2903005390	4	29030		250	118.5	28					
			2903009560	4	29030		250	118.5	28		Opt			
			2905305390	4	29053		250	118.5	30		oversize			

Lancet

Single Decker	1982→1987	R	19 922 17,40 60 8	8	19922	394	187	203	17.4			93685	96	
---------------	-----------	---	--------------------------	---	-------	-----	-----	-----	------	--	--	-------	----	--

R Series

(22.5") Knorr SB7	01/01→	F	2925305390	4	29253		247.5	109.5	30					
		R	2925305390	4	29253	430	247.5	109.5	30					567801J

Trident

		R	19699.0	2	19847	410	192	220	17.55			8103100002	96	
				2	19699	410	192	220	17.55					
				4	19848	410	192	220	17.45					

Trident II

(22.5") Knorr SB7	01/01→	F	2925305390	4	29253		247.5	109.5	30					
		R	2925305390	4	29253	430	247.5	109.5	30					567801J

ERNST AUWÄRTER**Clubstar**

Wheel = 19.5" Air Brake MAN 11.220	01/98→	F	2928705390	4	29287	377	211	100	30	587003				567766J
HOCL Chassis. Knorr SB6, Wheel = 19.5" Air Brake MB Atego. Knorr SB6		R	2928705390	4	29287	377	211	100	30	587003				567765J

Economy

Wheel = 17.5" Hydraulic Brakes	01/98→	F	2983509560	4	29835	324	175	85	22	587004	FAC174			567762J
MB 815 Vario. Meritor 2x60		R	2983509560	4	29835	324	175	85	22	587004	FAC174			567762J

Eurostar

Wheel = 22.5" Air Brake	01/92→	F	2903005390	4	29030		250	118.5	28	587007				567555J
MB O 404 Chassis. Meritor D3			2903009560	4	29030		250	118.5	28		Opt			567555J
			2905305390	4	29053		250	118.5	30		oversize			
		R	2903005390	4	29030		250	118.5	28	587007				567555J
			2903009560	4	29030		250	118.5	28		Opt			567555J
			2905305390	4	29053		250	118.5	30		oversize			

Teamstar

Wheel = 17.5" Hydraulic Brakes	01/98→	F	2983509560	4	29835	324	175	85	22	587004	FAC174			567762J
MB 815 Vario. Meritor 2x60		R	2983509560	4	29835	324	175	85	22	587004	FAC174			567762J



WVA



!

**FORD****R Series**

R1114, R1115	1977→1982	F	K19072.0	4	19072	394	360	152	12.7			93684	48	
		R	K19072.0	4	19072	394	360	152	12.7			93684	48	

HEULIEZ

→ SEE IRISBUS

IKARUS**All**

200	1976→1983	F	17 746 18,00 60 8	8	17746	420	184	140	18			8162080002	48	
		R	19 567 18,00 00 8	8	19567	420	184	180	18			8162080002	72	
			17 746 18,00 60 8	8	17746	420	184	140	18		Trailing axle	8162080002	48	
260	1976→1983	F	17 746 18,00 60 8	8	17746	420	184	140	18			8162080002	48	
		R	19 567 18,00 00 8	8	19567	420	184	180	18			8162080002	72	
			17 746 18,00 60 8	8	17746	420	184	140	18		Trailing axle	8162080002	48	
280	1984→	F	19896.0	8	19896	419	196	178	18			93683	112	
		R	19896.0	8	19896	419	196	178	18			93683	112	
			19896.0	8	19896	419	196	178	18		Trailing axle	93683	112	
288	1976→1983	F	17 746 18,00 60 8	8	17746	420	184	140	18			8162080002	48	
		R	19 567 18,00 00 8	8	19567	420	184	180	18			8162080002	72	
			17 746 18,00 60 8	8	17746	420	184	140	18		Trailing axle	8162080002	48	
556-180		F	17 746 18,00 60 8	8	17746	420	184	140	18			8162080002	48	
		R	19 567 18,00 00 8	8	19567	420	184	180	18			8162080002	72	

Articulated City Bus

435.18E, 435.18F		F	2925305390	4	29253		247.5	109.5	30					
		R	2925305390	4	29253		247.5	109.5	30					
			2925305390	4	29253		247.5	109.5	30		Auxiliary Axle			

Articulated City Bus

435.18E, 435.18F		R	K19722.0	4	19722	420	195	180	21.4			93685	128		
					4	19727	420	195	180	20.8					
		R2	K19722.0	4	19722	420	195	180	21.4				93685	128	
					4	19727	420	195	180	20.8					

City Bus

415.3, 415.30A		F	2925305390	4	29253		247.5	109.5	30					
----------------	--	---	-------------------	---	-------	--	-------	-------	----	--	--	--	--	--

City Bus

415		F	K19722.0	4	19722	420	195	180	21.4			93685	128		
					4	19727	420	195	180	20.8					
		R	K19722.0	4	19722	420	195	180	21.4				93685	128	
					4	19727	420	195	180	20.8					

INBUS**F140 (Filobus)**

		F	2901609561	8	29016	425	163	111	28					567132J
--	--	---	-------------------	---	-------	-----	-----	-----	----	--	--	--	--	---------

F140 (Filobus)

		R	19076.0	4	19558	410	210	180	16			8103100002	64	
				4	19559	410	207	180	16					

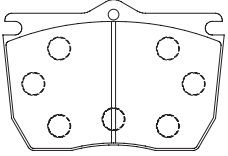
U210 - S210 - 1330

		F	2901609561	8	29016	425	163	111	28					567132J
--	--	---	-------------------	---	-------	-----	-----	-----	----	--	--	--	--	---------

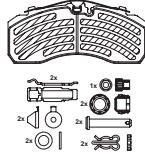
U210 - S210 - 1330







		R	19076.0	4	19558	410	210	180	16			8103100002	64	
				4	19559	410	207	180	16					

2901609561
29016 WABCO



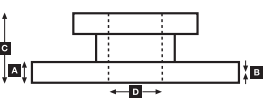
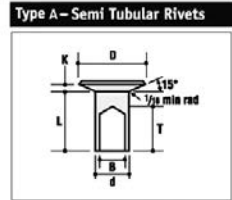
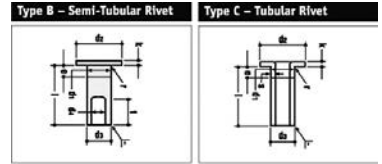
2925305390
29252 KNR SB/SN7



			A	B	C	D		Kg		ABS
567132J		425	45	38	159.5	215	10xM16	36.8		



Rivet Ref	Head Size	Shank Ø x Shank Length	Drawing type	Head Shape	T = tubular S = semi-tubular	Material	Material Description
8103100002	18	10 x 18	Type C	Flat	T	Steel	1 x JURID RIVETS BAG INCLUDES 100 PCS
8162080002	15.5	8 x 18	Type C	Flat	T (Stepped)	Steel	1 x JURID RIVETS BAG INCLUDES 100 PCS
93683	12.25	6.35 x 13	Type A	Conical	S	Steel	1 x JURID RIVETS BAG INCLUDES 100 PCS
93684	12.14	6.35 x 14.5	Type A	Conical	S	Steel	1 x JURID RIVETS BAG INCLUDES 100 PCS
93685	12.14	6.35 x 16	Type A	Conical	S	Steel	1 x JURID RIVETS BAG INCLUDES 100 PCS





WVA



!

**IRISBUS****Agora**

Agora	01/95→08/98	F	2903005390	4	29030	438	250	118.5	28	FA1101→12/96	Opt oversize			567953J
			2903009560	4	29030	438	250	118.5	28	FA1101→12/96				
			2905305390	4	29053		250	118.5	30	587026 01/97→				
	09/98→2000		2909009560	4	29090	438	250	114	28	587027				567953J
Agora Line	2001→	F	2913109560	4	29131	438	250	118	30	587032				567953J
		R	2913109560	4	29131	434	250	118	30	587032				

Agora

Agora	1995→2000	R	19187.0	8	19187	414	187	220	18.5			8162080002	64	
-------	-----------	---	---------	---	-------	-----	-----	-----	------	--	--	------------	----	--

Ares

Engine: Iveco Cursor 8 F2BE0682D Euro3	01/02→	F	2913109560	4	29131	434	250	118	30	587032				
		R	2913109560	4	29131		250	118	30	587032	Middle axle			
			2913109560	4	29131	434	250	118	30	587032				

Arway

Intercity 12m, 18m	2006→	F	2913109560	4	29131	434	250	118	30	587032				
		R	2913109560	4	29131		250	118	30	587032				
15m		F	2909009560	4	29090	434	250	114	28					
			2913109560	4	29131		250	118	30					
		R	2913109560	4	29131		250	118	30					

Axer

12m, 12.8m Engine: Iveco Cursor 8 Euro3 2050228	01/02→	F	2913109560	4	29131	434	250	118	30	587032				
		R	2913109560	4	29131		250	118	30	587032				

Axer

12m, 12.8m Engine: Iveco Cursor 8 Euro3 2050228	01/02→	R	19071.0	8	19071	410	176	200	18.3		Opt	93683/93685	96/104	
---	--------	---	---------	---	-------	-----	-----	-----	------	--	-----	-------------	--------	--

Citelis

Citybus 12m, 18m	2005→	F	2909009560	4	29090	434	250	114	28	587027				
			2913109560	4	29131	434	250	118	30	FA1179	Opt			
		R	2903005390	4	29030	434	250	118.5	28	FA1165				
			2903009560	4	29030	434	250	118.5	28	FA1165	Opt			
			2913109560	4	29131	434	250	118	30	FA1179	Opt			

Citybus

CITYBUS Engine: RVI 06.20.45 A41	01/98→12/01	F	2909009560	4	29090	438	250	114	28	587027				567953J
CITYBUS Engine: Iveco Cursor 8 F2BE 0682D Euro3	01/02→	F	2909009560	4	29090	438	250	114	28	587027				567953J
		R	2903005390	4	29030		250	118.5	28	FA1165				
			2903009560	4	29030		250	118.5	28	FA1165	Opt			
			2905305390	4	29053		250	118.5	30		oversize			

Crealis

18m	2009→	F	2913109560	4	29131	434	250	118	30	587032				
		R	2913109560	4	29131	434	250	118	30	587032				

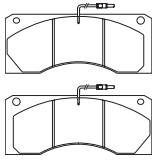
Crossway

Intercity Coach	2006→	F	2913109560	4	29131	434	250	118	30					
		R	2913109560	4	29131	434	250	118	30					

E7L, M, N

	1969→	F	17 747 12,50 60 3	2	17748	414	284	125	12.5			8103060007	96	
				2	17747	414	345	125	12.5					
		R	19049.0	2	19049	414	347	150	12.5		Opt	8103060007	96	
				2	19199	414	286	150	12.5					

2904409561
29044 SEE



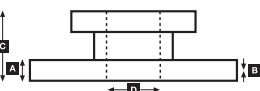
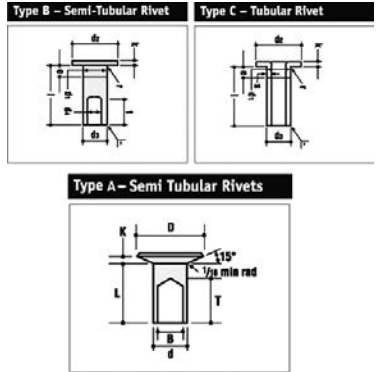
587009 ↔ 195
4



567951J				A	B	C	D		Kg		ABS
		400	42.3	39	90	175	12x12.5		23.7		



Rivet Ref	Head Size	Shank Ø x Shank Length	Drawing type	Head Shape	T = tubular S = semi-tubular	Material	Material Description
8103060007	11.5	6 x 15	Type C	Flat	T	Steel	1 x JURID RIVETS BAG INCLUDES 100 PCS
8162080002	15.5	8 x 18	Type C	Flat	T (Stepped)	Steel	1 x JURID RIVETS BAG INCLUDES 100 PCS
8162080003	15.5	8 x 20	Type C	Flat	T (Stepped)	Steel	1 x JURID RIVETS BAG INCLUDES 100 PCS
93684	12.14	6.35 x 14.5	Type A	Conical	S	Steel	1 x JURID RIVETS BAG INCLUDES 100 PCS
93685	12.14	6.35 x 16	Type A	Conical	S	Steel	1 x JURID RIVETS BAG INCLUDES 100 PCS
93687	12.25	6.35 x 19	Type A	Conical	S	Steel	1 x JURID RIVETS BAG INCLUDES 100 PCS





WVA



!

**...IRISBUS****Heuliez GX117 (Renault Ch.)**

All	→2000	F	19935.0	8	19935	414	187	175	18.5			8162080002	64	
-----	-------	---	----------------	---	-------	-----	-----	-----	------	--	--	------------	----	--

Heuliez GX127

Meritor D-Lisa	2006→	F	2909009560	4	29090	438	250	114	28					
		R	2909009560	4	29090	438	250	114	28					

Heuliez GX127 L

Meritor D-Lisa	2006→	F	2909009560	4	29090	438	250	114	28					
Meritor D-Elsa 2		R	2909009560	4	29090	438	250	114	28					
				2913109560	4	29131	438	250	118	30				

Heuliez GX187 Articulated (Renault Ch.)

		F	19049.0	2	19049	414	347	150	12.5			8103060007	96	
				2	19199	414	286	150	12.5					
		R1	19657.0	4	19463	414	374	175	13.5			8162080002	72	
		R2	19657.0	4	19463	414	374	175	13.5			8162080002	72	

Heuliez GX217

Wheel = 22.5" Air Brake (Volvo Ch.) Meritor D-Lisa		F	2909009560	4	29090	438	250	114	28	587027				567953J
--	--	---	-------------------	---	-------	-----	-----	-----	----	---------------	--	--	--	----------------

Heuliez GX217

Wheel = 22.5" Air Brake (Volvo Ch.) Meritor D-Lisa		R	19068.0	8	19068	410	176	225	18.3			93683/93685	96/104	
--	--	---	----------------	---	-------	-----	-----	-----	------	--	--	-------------	--------	--

Heuliez GX317

Wheel = 22.5" Air Brake (Renault Ch.) Meritor D3	→1998	F	2903005390	4	29030	438	250	118.5	28	587007	Opt oversize			567953J
			2903009560	4	29030	438	250	118.5	28	587007				567953J
			2905305390	4	29053	438	250	118.5	30					
Wheel = 22.5" Air Brake (Renault Ch.) Meritor D-Lisa	1998→	F	2909009560	4	29090	438	250	114	28	587027				567953J

Heuliez GX317

(Renault Ch.)		R	19187.0	8	19187	414	187	220	18.5			8162080002	64	
---------------	--	---	----------------	---	-------	-----	-----	-----	------	--	--	------------	----	--

Heuliez GX417

Wheel = 22.5" Air Brake (Volvo Ch.) Meritor D-Lisa		F	2909009560	4	29090	438	250	114	28	587027				567953J
--	--	---	-------------------	---	-------	-----	-----	-----	----	---------------	--	--	--	----------------

Iliade

Iliade	01/97→05/00	F	2903005390	4	29030	438	250	118.5	28	587026	Opt			567953J
			2903009560	4	29030	438	250	118.5	28	587026				567953J
	06/00→		2913109560	4	29131	438	250	118	30	587032				567953J
		R	2913109560	4	29131		250	118	30	587032				

Iliade + TE

Iliade	1997→	R	19187.0	8	19187	414	187	220	18.5			8162080002	64	
--------	-------	---	----------------	---	-------	-----	-----	-----	------	--	--	------------	----	--

Iveco 370

370.12.24, 370.12.25, 370.12.30, 370.12.35	1984→	F	FCV801	8	29075	417	180	106	20		K49.8556.9			567120J
--	-------	---	---------------	---	-------	-----	-----	-----	----	--	------------	--	--	----------------

Iveco 370

370.10.20	1978→	F	K17885.0	8	17885	420	211	135	12.5			8162080003	64		
			R	K17885.0	8	17885	420	211	135	12.5			8162080003	64	
370.10.25/370.10.35/370.11.25/370.12.35	1979→1984	F	19823.0	6	19786	410	202	200	18.9			8103100003	96		
					2	19823	410	202	200	18.9					
			R	19823.0	6	19786	410	202	200	18.9			8103100003	96	
					2	19823	410	202	200	18.9					
370.12.25, 370.2	1982→1984	F	19823.0	6	19786	410	202	200	18.9			8103100003	96		
					2	19823	410	202	200	18.9					
			R	19823.0	6	19786	410	202	200	18.9			8103100003	96	
					2	19823	410	202	200	18.9					
370.12.24, 370.12.25, 370.12.30, 370.12.35	1984→	R	19838.0	6	19824	410	202	220	18.4			8103100002	112		
				2	19838	410	202	220	18.4						



WVA



!

**...IRISBUS****Iveco 380**

380.29-43, 490.18.29E2	1985→	F	FCV801	8	29075	417	180	106	20		180mm W.I. length; K49.8556.9			567134J
------------------------	-------	---	---------------	---	-------	-----	-----	-----	----	--	-------------------------------	--	--	----------------

Iveco 380

380.29-43, 490.18.29E2	1985→	R	19838.0	6	19824	410	202	220	18.4			8103100002	112	
				2	19838	410	202	220	18.4					

Iveco 391 E- 393E - 397E

391E - 393E - 397 Eurorider	1992→	F	FCV801	8	29075	417	180	106	20		Rigid axle; K49.8556.9			567120J
-----------------------------	-------	---	---------------	---	-------	-----	-----	-----	----	--	------------------------	--	--	----------------

Iveco 391 E- 393E - 397E

391E - 393E - 397 Eurorider		R	19263.0	2	19343	410	201	200	19.8		Simplex Brake	8162080003	112							
				6	19263	410	201	200	19.8											
				R	19838.0	6	19824	410	202	220					18.4		Duplex Brake	8103100002	112	
						2	19838	410	202	220					18.4					

Iveco 399

399 MyWay		R	19263.0	2	19343	410	201	200	19.8		Simplex Brake	8162080003	112							
				6	19263	410	201	200	19.8											
				R	19838.0	6	19824	410	202	220					18.4		Duplex Brake	8103100002	112	
						2	19838	410	202	220					18.4					

Iveco 471

471-10.20/471-12.20	1984→1988	F	2901609561	8	29016	425	163	111	28					567131J
---------------------	-----------	---	-------------------	---	-------	-----	-----	-----	----	--	--	--	--	----------------

Iveco 471

471-10.20/471-12.20	1984→1988	R	19823.0	6	19786	410	202	200	18.9			8103100003	96	
				2	19823	410	202	200	18.9					

Iveco 480/580

480.21 Turbocity, 580.21 Turbocity-S	1988→	F	2901609561	8	29016	425	163	111	28					567130J
--------------------------------------	-------	---	-------------------	---	-------	-----	-----	-----	----	--	--	--	--	----------------

Iveco 480/580

480.21 Turbocity, 580.21 Turbocity-S	1988→	R	19823.0	6	19786	410	202	200	18.9			8103100003	96	
				2	19823	410	202	200	18.9					

Iveco 490

490.12 Turbo/490.18 Turbo/490.22 Turbo-U	1992→	F	2901609561	8	29016	425	163	111	28					567130J
--	-------	---	-------------------	---	-------	-----	-----	-----	----	--	--	--	--	----------------

Iveco 490

490.18 Turbo/490.12 Turbo/490.22 Turbo-U	1992→	R	19823.0	6	19786	410	202	200	18.9			8103100003	96	
				2	19823	410	202	200	18.9					

Iveco 491/591

Iveco 491/591 Cityclass	1985→	F	2907509561	8	29186	417	180	106	20		450mm W.I. length; K49.8556.9			567134J
	1998→	F	2915009560	4	29150		249	117.5	30	FAI170				

Iveco 491/591

		R	19004.2	4	19755	410	211	220	18	FAI210		8103100002	96	
				4	19712	410	210	220	18.1					

Iveco Euroclass

Euroclass	1993→	F	FCV801	8	29075	417	180	106	20		180mm W.I. length; K49.8556.9			567134J
-----------	-------	---	---------------	---	-------	-----	-----	-----	----	--	-------------------------------	--	--	----------------

Iveco Euroclass

Euroclass	1993→	R	19838.0	6	19824	410	202	220	18.4			8103100002	112	
				2	19838	410	202	220	18.4					



WVA



!

**...IRISBUS****Recreo**

12m, 12.8m	10/03→01/07	F	2909009560	4	29090	438	250	114	28				
			2913109560	4	29131	438	250	118	30				
		R	2913109560	4	29131	438	250	118	30				

Renault PCR, PCM, PCMV

	1967→1971	F	19049.0	2	19049	414	347	150	12.5			8103060007	96
				2	19199	414	286	150	12.5				
		R	19049.0	2	19049	414	347	150	12.5			8103060007	96
				2	19199	414	286	150	12.5				

Renault PGK205

	1975→	F	17 747 12,50 60 3	2	17748	414	284	125	12.5			8103060007	96
				2	17747	414	345	125	12.5				
		R	19049.0	2	19049	414	347	150	12.5			8103060007	96
				2	19199	414	286	150	12.5				

Renault PR10S, 12S

	1976→	F	17 747 12,50 60 3	2	17748	414	284	125	12.5			8103060007	96
				2	17747	414	345	125	12.5				
		R	19049.0	2	19049	414	347	150	12.5			8103060007	96
				2	19199	414	286	150	12.5				

Renault PR100, 100.2

	1977→	F	19049.0	2	19049	414	347	150	12.5			8103060007	96
				2	19199	414	286	150	12.5				
		R	19657.0	4	19463	414	374	175	13.5			8162080002	72

Renault PR100.3, PR112

	1994→	F	19935.0	8	19935	414	187	175	18.5			8162080002	64
--	-------	---	----------------	---	-------	-----	-----	-----	------	--	--	------------	----

Renault PR180, 180.2, PER180

		F	19049.0	2	19049	414	347	150	12.5			8103060007	96
				2	19199	414	286	150	12.5				
		R	19657.0	4	19463	414	374	175	13.5			8162080002	72

Renault PR180.3, PR118

	1994→	F	19935.0	8	19935	414	187	175	18.5			8162080002	64
--	-------	---	----------------	---	-------	-----	-----	-----	------	--	--	------------	----

Renault Récreo

730	1998→	F	19410.0	8	19410	420	182	150					64
-----	-------	---	----------------	---	-------	-----	-----	-----	--	--	--	--	----

Renault S75 Standard

	1979→1986	F	K15789.0	4	15789	300	300	76	9				48
				2	17558	308	280	101	7.9				48
		R	K17556.0	2	17556	308	321	101	7.9				

Renault S75 with 11T rear axle

	1987→1993	F	K17217.0	4	17217	330	295	125	11.7			93684	48
				2	19621	325	251	150	12.5				64
		R	19620.0	2	19620	325	210	150	12.5				

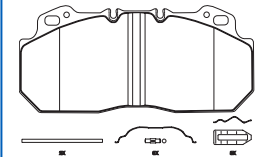
Renault Series

PGR	1969→1971	F	19049.0	2	19049	414	347	150	12.5			8103060007	96
				2	19199	414	286	150	12.5				
PH3, 4, 12/100 PR14S, SL, SRGT S105, 108, 105R S45, S53 S57L SC10	1969→1975	R	19049.0	2	19049	414	347	150	12.5			8103060007	96
	1976→	2		19199	414	286	150	12.5					
	1965→												
	1980→ 1976→												

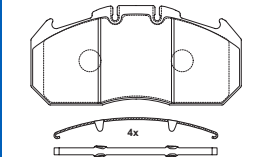
Renault Tracer

	1992→	F	19935.0	8	19935	414	187	175	18.5			8162080002	64
				8	19935	414	187	175	18.5			8162080002	64
		R	19935.0										

2909009560
29090 MER D-LISA

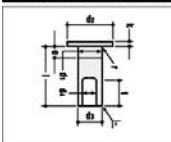


2913109560
29131 MER D-ELSA2

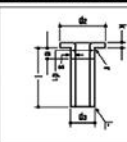


Rivet Ref	Head Size	Shank Ø x Shank Length	Drawing type	Head Shape	T = tubular S = semi-tubular	Material	Material Description
8103060007	11.5	6 x 15	Type C	Flat	T	Steel	1 x JURID RIVETS BAG INCLUDES 100 PCS
8162080002	15.5	8 x 18	Type C	Flat	T (Stepped)	Steel	1 x JURID RIVETS BAG INCLUDES 100 PCS
93684	12.14	6.35 x 14.5	Type A	Conical	S	Steel	1 x JURID RIVETS BAG INCLUDES 100 PCS

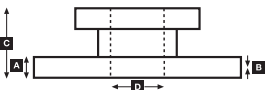
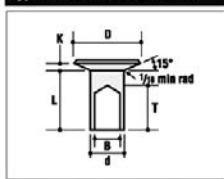
Type B - Semi-Tubular Rivet



Type C - Tubular Rivet



Type A - Semi Tubular Rivets





WVA



!



#



IVECO

→ SEE IRISBUS

KAROSA

730 → SEE IRISBUS

Ares → SEE IRISBUS

Articulated 

		R1	19071.0	8	19071	410	176	200	18.3			93683/93685	96/104
		R2	19071.0	8	19071	410	176	200	18.3			93683/93685	96/104

Axer → SEE IRISBUS

B930 


Engine: RVI 06.20.45 A3/B3/A41/C41/D41	01/97→12/01	F	2925305390	4	29253	430	247.5	109.5	30				
--	-------------	---	------------	---	-------	-----	-------	-------	----	--	--	--	--

B930 

		R	19615.0	4	19615	420	195	180	21.5		Opt	93684	128
				4	19616	420	195	180	21.45				

B940 Articulated 

Engine: RVI 06.20.45 A3/B3/A41/C41/D41	01/97→12/01	F	2925305390	4	29253	430	247.5	109.5	30				
--	-------------	---	------------	---	-------	-----	-------	-------	----	--	--	--	--


B951, B952 

Engine: Iveco Cursor 8 Euro3 2050 F2BE0682D180	01/02→2006	F	2925305390	4	29253	430	247.5	109.5	30				
--	------------	---	------------	---	-------	-----	-------	-------	----	--	--	--	--

B961 Articulated 

	01/02→2006	F	2925305390	4	29253	430	247.5	109.5	30				
--	------------	---	------------	---	-------	-----	-------	-------	----	--	--	--	--

Citybus → SEE IRISBUS

Renault 

Citybus	1992→1997	R	19187.0	8	19187	414	187	220	18.5			8162080002	64
		R	19187.0	8	19187	414	187	220	18.5			8162080002	64

LAG

Panoramic 

		F	19150.0	4	19150	419	209	152	18.3			93685	80
				4	19151	419	216	152	18.8				
		R	19 617 18,50 60 6	4	19618	419	219	203	18.5			93686	160
				4	19617	419	210	203	18.5				

LAZ

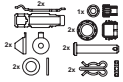
A183 

CityLaz	2004→	F	2925305390	4	29253		247.5	109.5	30				
---------	-------	---	------------	---	-------	--	-------	-------	----	--	--	--	--

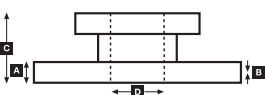
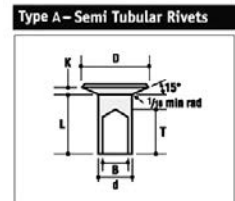
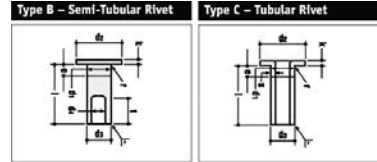
2925305390

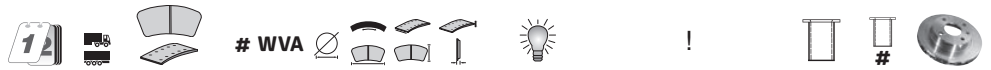
29252

KNR SB/SN7



Rivet Ref	Head Size	Shank Ø x Shank Length	Drawing type	Head Shape	T = tubular S = semi-tubular	Material	Material Description
8162080002	15.5	8 x 18	Type C	Flat	T (Stepped)	Steel	1 x JURID RIVETS BAG INCLUDES 100 PCS
93683	12.25	6.35 x 13	Type A	Conical	S	Steel	1 x JURID RIVETS BAG INCLUDES 100 PCS
93684	12.14	6.35 x 14.5	Type A	Conical	S	Steel	1 x JURID RIVETS BAG INCLUDES 100 PCS
93685	12.14	6.35 x 16	Type A	Conical	S	Steel	1 x JURID RIVETS BAG INCLUDES 100 PCS
93686	12.25	6.35 x 17.5	Type A	Conical	S	Steel	1 x JURID RIVETS BAG INCLUDES 100 PCS





MAN

All

CR 160 (Ikarus) 124kW/168PS	1977→	F	17682.0	8	17682	410	175	123	17			8162080002	64	
-----------------------------	-------	---	----------------	---	-------	-----	-----	-----	----	--	--	------------	----	--

Chassis

11.220 HOCL	1996→	F	2928705390	4	29287		211	100	30	587020				
		R	2928705390	4	29287		211	100	30	587020				
14.220 HOCL, 18.350 HOCL	1996→	F	2903005390	4	29030	438	250	118.5	28	587021				567400J
			2903009560	4	29030	438	250	118.5	28	587021	Opt			567400J
			2905305390	4	29053		250	118.5	30	587021	oversize			
		R	2903005390	4	29030	438	250	118.5	28	587021				567400J
			2903009560	4	29030	438	250	118.5	28	587021	Opt			567400J
			2905305390	4	29053		250	118.5	30	587021	oversize			

EM-Series

EM 192, EM 222, EM 223 140-162kW	10/93→06/04	F	2903009560	4	29030	438	250	118.5	28	587021				567400J
			2903005390	4	29030	438	250	118.5	28	587021	Opt			567400J
			2905305390	4	29053		250	118.5	30	587021	oversize D3/Elsa 1			
			2913109560	4	29131	438	250	118	30	FAI164	D-Elsa 2			567400J
			2913109560	4	29131	438	250	118	30	FAI164	D-Elsa 2			567400J
EM 222, EM 223 140-162kW	07/04→06/06	F	2913109560	4	29131	438	250	118	30	FAI164	D-Elsa 2			567400J
			2925305390	4	29253	438	247.5	109.5	30		07/2006→ Knorr SN7			567400J

EM-Series

EM 192, EM 222, EM 223 140-162kW		R	19496.0	8	19496	410	177	223	17	587017	587018 Opt for second oversize	8162080002	64	
----------------------------------	--	---	----------------	---	-------	-----	-----	-----	----	---------------	--------------------------------	------------	----	--

FR/FRH-Series

332 F FR 292 FRH 292 FRH 362 R 292	→03/86	F	19494.0	8	19494	410	175	163	17	587017	587018 Opt for second oversize	8162080002	64	
		R	19496.0	8	19496	410	177	223	17	587017	587018 Opt for second oversize	8162080002	64	
FR 292 FRH 292 FRH 362 R 292	05/85→01/93	F	19579.0	4	19706	410	173	163	18	587009		8162080003	72	
				4	19579	410	214	163	18	587009	FAI203 for 2 oversize Opt			
	05/85→12/92	R	19581.0	4	19707	410	173	223	18	587009		8162080003	72	
	05/85→01/93			4	19581	410	214	223	18	587009	FAI203 for 2 oversize Opt			

Lion's City

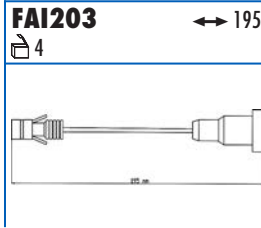
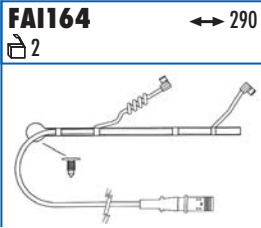
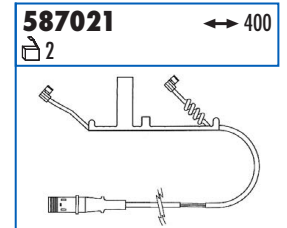
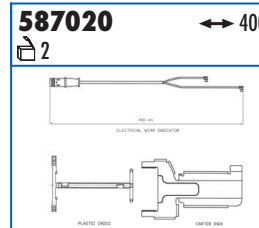
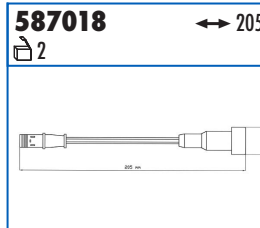
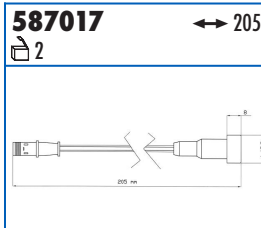
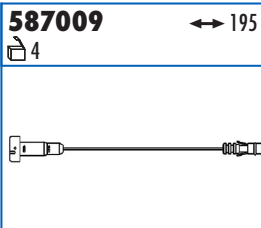
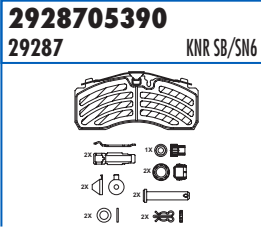
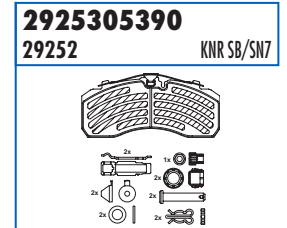
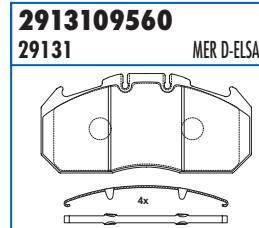
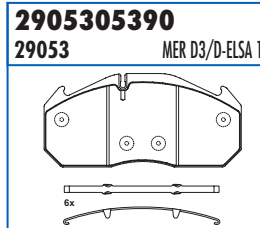
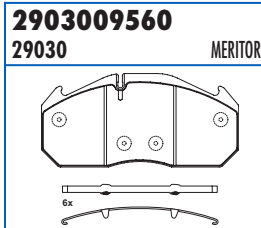
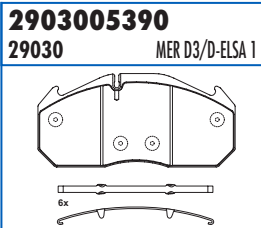
A21, A37	04/04→06/04	F	2903009560	4	29030	438	250	118.5	28	587021				567400J
			2903005390	4	29030	438	250	118.5	28	587021	Opt			567400J
	07/04→12/05 2006→	F	2913109560	4	29131	438	250	118	30	FAI164	Opt, D-Elsa 2			567400J
			2925305390	4	29253	438	247.5	109.5	30	587021	07/2006→ Knorr SN7			567400J

Lion's City C, L, LL

A26	04/04→06/04	F	2903009560	4	29030	438	250	118.5	28	587021				567400J
			2903005390	4	29030	438	250	118.5	28	587021	Opt			567400J
	07/04→12/05 2006→	F	2913109560	4	29131	438	250	118	30	FAI164	Opt, D-Elsa 2			567400J
			2925305390	4	29253	438	247.5	109.5	30	587021	07/2006→ Knorr SN7			567400J

Lion's City DD

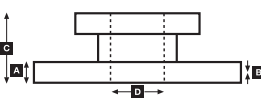
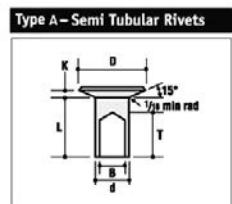
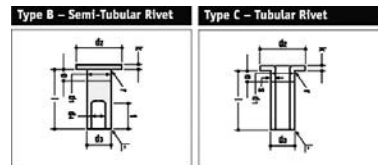
A39 Double Decker Bus	04/04→06/04	F	2903009560	4	29030	438	250	118.5	28	587021				567400J
			2903005390	4	29030	438	250	118.5	28	587021	Opt			567400J
	07/04→12/05 2006→	F	2913109560	4	29131	438	250	118	30	FAI164	Opt, D-Elsa 2			567400J
			2925305390	4	29253	438	247.5	109.5	30	587021	07/2006→ Knorr SN7			567400J



567400J				A	B	C	D		Kg		ABS
	437	45	41	135	200	10xM16			36		



Rivet Ref	Head Size	Shank Ø x Shank Length	Drawing type	Head Shape	T = tubular S = semi-tubular	Material	Material Description
8162080002	15.5	8 x 18	Type C	Flat	T (Stepped)	Steel	1 x JURID RIVETS BAG INCLUDES 100 PCS
8162080003	15.5	8 x 20	Type C	Flat	T (Stepped)	Steel	1 x JURID RIVETS BAG INCLUDES 100 PCS





...MAN

Lion's City G, GL, GXL

A23, A43	04/04→06/04		2903009560	4	29030	438	250	118.5	28	587021	D3/Elsa 1		567400J
			2903005390	4	29030	438	250	118.5	28	587021	Opt		567400J
	07/04→12/05		2913109560	4	29131	438	250	118	30	FAI164	D-Elsa 2		567400J
	2006→		2925305390	4	29253	438	247.5	109.5	30	587021	07/2006→ Knorr SN7		567400J
NG 262, 263, 312, 313 191-228kW	07/98→06/04	F	2903009560	4	29030	438	250	118.5	28	587021	D3/Elsa 1		567400J
			2903005390	4	29030	438	250	118.5	28	587021	Opt, D3/Elsa 1		567400J
			2905305390	4	29053		250	118.5	30	587021	oversize D3/Elsa 1		567400J
			2913109560	4	29131	438	250	118	30	FAI164	D-Elsa 2		567400J
	07/04→	R	2903009560	4	29030	438	250	118.5	28	587021	D3/Elsa 1		567400J
			2903005390	4	29030	438	250	118.5	28	587021	Opt, D3/Elsa 1		567400J
			2905305390	4	29053		250	118.5	30	587021	oversize D3/Elsa 1		567400J
			2913109560	4	29131	438	250	118	30	FAI164	D-Elsa 2		567400J
	07/04→	F	2925305390	4	29253	432	247.5	109.5	30		Knorr SN7		567410J
			2913109560	4	29131	438	250	118	30	FAI164	D-Elsa 2		567400J
		R	2925305390	4	29253	432	247.5	109.5	30		Knorr SN7		569263J
			2913109560	4	29131	438	250	118	30	FAI164	D-Elsa 2		567400J

Lion's City G, GL, GXL

NG 262/272, NG 312	1990→07/98	F	19579.0	4	19706	410	173	163	18	587009		8162080003	72
				4	19579	410	214	163	18	587009	FAI203 for 2 oversize Opt		
	11/84→04/94	R	19581.0	4	19707	410	173	223	18	587009		8162080003	72
				4	19581	410	214	223	18	587009	FAI203 for 2 oversize Opt		
	11/84→09/89	R	19579.0	4	19706	410	173	163	18	587009	Auxiliary axle	8162080003	72
				4	19579	410	214	163	18	587009	FAI203 for 2 oversize Opt		

Lion's City LE, LE Ü

A78	04/04→06/04		2903009560	4	29030	438	250	118.5	28	587021	D3/Elsa 1		567400J
			2903005390	4	29030	438	250	118.5	28	587021	Opt		567400J
	07/04→12/05		2913109560	4	29131	438	250	118	30	FAI164	D-Elsa 2		567400J
	2006→		2925305390	4	29253	438	247.5	109.5	30	587021	07/2006→ Knorr SN7		567400J
A78 Coach	01/93→06/04		2903005390	4	29030	438	250	118.5	28	587021	LE Ü Coach, D3/Elsa 1		567400J
			2903009560	4	29030	438	250	118.5	28	587021	Opt		567400J
	07/98→06/04		2913109560	4	29131	438	250	118	30	587021	LE Ü Coach, Opt, D-Elsa 2		567400J
			2925305390	4	29253		247.5	109.5	30	587021	LE Ü Coach, 07/2004→ Knorr SN7		567400J
EL 202, EL 222, EL 262 157-184kW	01/93→06/04		2903005390	4	29030	438	250	118.5	28	587021	LE Ü Coach, D3/Elsa 1		567400J
			2903009560	4	29030	438	250	118.5	28	587021	Opt		567400J
	07/98→06/04		2913109560	4	29131	438	250	118	30	587021	LE Ü Coach, Opt, D-Elsa 2		567400J
			2925305390	4	29253		247.5	109.5	30	587021	LE Ü Coach, 07/2004→ Knorr SN7		567400J
	07/04→		2905305390	4	29053		250	118.5	30	587021	LE Ü Coach, oversize D3/Elsa 1		567400J
			2903009560	4	29030		250	118.5	28	587021	D3/Elsa 1		567400J
	01/93→06/97	F	2903005390	4	29030	438	250	118.5	28	587021	Opt		567400J
			2903009560	4	29030	438	250	118.5	28	587021	oversize D3/Elsa 1		567400J
		2905305390	4	29053		250	118.5	30	587021			567400J	
		2913109560	4	29131	438	250	118	30	587021			567400J	
EL 262 191kW	07/98→06/04	F	2903009560	4	29030		250	118.5	28	587021	D3/Elsa 1		567400J
			2903005390	4	29030	438	250	118.5	28	587021	Opt		567400J
			2905305390	4	29053		250	118.5	30	587021	oversize D3/Elsa 1		567400J
			2913109560	4	29131	438	250	118	30	587021	D-Elsa 2		567400J
	07/04→06/06	F	2913109560	4	29131	438	250	118	30	587021	D-Elsa 2		567400J
			2925305390	4	29253	438	247.5	109.5	30	587021	07/2006→ Knorr SN7		567400J

Lion's City LE, LE Ü

EL 202, EL 222, EL 262 157-184kW, EL 262 19kW	01/93→06/06	R	19496.0	8	19496	410	177	223	17	587017	587018 Opt for second oversize	8162080002	64
---	-------------	---	---------	---	-------	-----	-----	-----	----	--------	--------------------------------	------------	----

Lion's City LL

NL 202 157kW/214PS NL 313	09/89→04/94	F	19579.0	4	19706	410	173	163	18	587009	12m	8162080003	72
				4	19579	410	214	163	18	587009	3 Axles, 15m/FAI203 for 2 oversize Opt		
	07/98→	R	19581.0	4	19707	410	173	223	18	587009		8162080003	72
				4	19581	410	214	223	18	587009	FAI203 for 2 oversize Opt		

2903005390
29030 MER D3/D-ELSA 1

2903009560
29030 MERITOR

2905305390
29053 MER D3/D-ELSA 1

2913109560
29131 MER D-ELSA2

2925305390
29252 KNR SB/SN7



587009 ↔ 195
4

587017 ↔ 205
2

587018 ↔ 205
2

587021 ↔ 400
2

FAI164 ↔ 290
2

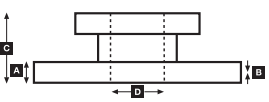
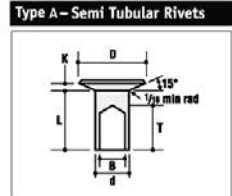
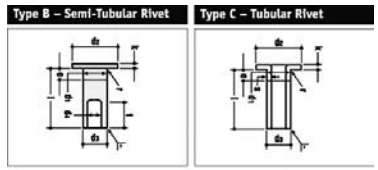
FAI203 ↔ 195
4



		A	B	C	D		Kg	ABS	
567400J		437	45	41	135	200	10xM16	36	
567410J		432	45	35	135	208	10xM16	37	
569263J		423	45	40	135	208	10xM16	37	



Rivet Ref	Head Size	Shank Ø x Shank Length	Drawing type	Head Shape	T = tubular S = semi-tubular	Material	Material Description
8162080002	15.5	8 x 18	Type C	Flat	T (Stepped)	Steel	1 x JURID RIVETS BAG INCLUDES 100 PCS
8162080003	15.5	8 x 20	Type C	Flat	T (Stepped)	Steel	1 x JURID RIVETS BAG INCLUDES 100 PCS





WVA



!

**...MAN****Lion's City M**

A22, A35, A47, A66, A76	04/04→06/04	F	2903009560	4	29030	438	250	118.5	28	587021	D3/Elsa 1		567400J
			2903005390	4	29030	438	250	118.5	28	587021	Opt		
	07/04→12/05 2006→	F	2913109560	4	29131	438	250	118	30	FA1164	D-Elsa 2		567400J
			2925305390	4	29253	438	247.5	109.5	30	587021	07/2006→ Knorr SN7		

Lion's City M

NM 152 NM 182 NM 192	05/90→03/97	F	17244.0	8	17017	360	173	143	16			8162080001	64
		R	19504.0	8	19177	360	173	160	16			8162080001	96
NM 222, NM 223	02/96→	R	19496.0	8	19496	410	177	223	17	587017	587018 Opt for second oversize	8162080002	64

Lion's City Ü, ÜLL, NÜ

A20, A25	04/04→06/04	F	2903005390	4	29030	438	250	118.5	28	587021	Coach, D3/Elsa 1		567400J
			2903009560	4	29030	438	250	118.5	28	587021	Opt		
	07/04→	F	2913109560	4	29131	438	250	118	30	FA1164	Coach, Opt, D-Elsa 2		567400J
			2925305390	4	29253	438	247.5	109.5	30	587021	Coach, Knorr SN7		

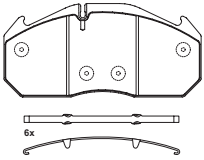
NÜ 263, 313, NÜ 313 15M, NÜ 353 15M 191-257kW	09/96→	F	2903009560	4	29030	438	250	118.5	28	587021	D3/Elsa 1		567400J
			2903005390	4	29030	438	250	118.5	28	587021	Coach, Opt, D3/Elsa 1		
			2905305390	4	29053	438	250	118.5	30	587021	oversize D3/Elsa 1		
			2913109560	4	29131	438	250	118	30	FA1164	D-Elsa 2		
			2925305390	4	29253	432	247.5	109.5	30	587021	Coach, 07/2004→ Knorr SN7		
			2913109560	4	29131	438	250	118	30	FA1164	D-Elsa 2		
	07/04→	R	2903009560	4	29030	438	250	118.5	28	587021	D3/Elsa 1		567400J
			2903005390	4	29030	438	250	118.5	28	587021	Coach, Opt, D3/Elsa 1		
			2905305390	4	29053	438	250	118.5	30	587021	oversize D3/Elsa 1		
			2913109560	4	29131	438	250	118	30	FA1164	D-Elsa 2		
			2925305390	4	29253	432	247.5	109.5	30	587021	Coach, 07/2004→ Knorr SN7		
			2913109560	4	29131	438	250	118	30	FA1164	D-Elsa 2		

Lion's Coach

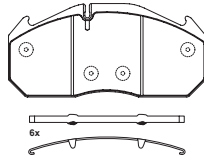
FRH 352, FRH 402, RH 353, RH 403 257-294kW	09/95→06/04	F	2903005390	4	29030	438	250	118.5	28	587021	D3/Elsa 1		567400J
			2903009560	4	29030	438	250	118.5	28	587021	Opt		
			2905305390	4	29053	438	250	118.5	30	FA1164	oversize D3/Elsa 1		
			2913109560	4	29131	438	250	118	30	FA1164	D-Elsa 2		
			2925305390	4	29253	432	247.5	109.5	30	587021	07/2004→ Knorr SN7		

RH 464 257-294kW	03/00→06/04	F	2903005390	4	29030	438	250	118.5	28	587021	D3/Elsa 1		567400J
			2903009560	4	29030	438	250	118.5	28	587021	Opt		
			2905305390	4	29053	438	250	118.5	30	587021	oversize D3/Elsa 1		
			2913109560	4	29131	438	250	118	30	FA1164	D-Elsa 2		
			2925305390	4	29253	432	247.5	109.5	30	587021	07/2004→ Knorr SN7		
			2913109560	4	29131	438	250	118	30	FA1164	D-Elsa 2		
		R	2903005390	4	29030	438	250	118.5	28	587021	D3/Elsa 1		567400J
			2903009560	4	29030	438	250	118.5	28	587021	Opt		
			2905305390	4	29053	438	250	118.5	30	587021	oversize D3/Elsa 1		
			2913109560	4	29131	432	250	118	30	FA1164	D-Elsa 2		
			2925305390	4	29253	432	247.5	109.5	30	587021	07/2004→ Knorr SN7		
			2913109560	4	29131	438	250	118	30	FA1164	D-Elsa 2		

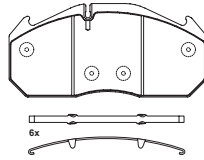
2903005390
29030 MER D3/D-ELSA 1



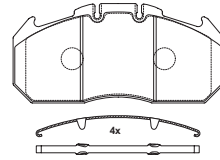
2903009560
29030 MERITOR



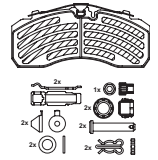
2905305390
29053 MER D3/D-ELSA 1



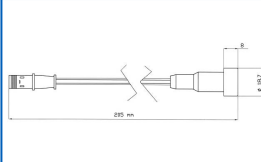
2913109560
29131 MER D-ELSA2



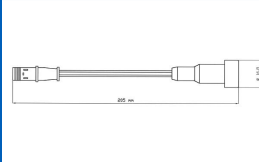
2925305390
29252 KNR SB/SN7



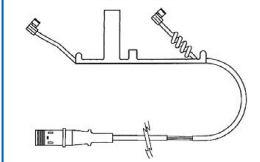
587017 ↔ 205
2



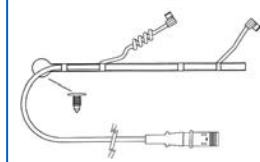
587018 ↔ 205
2



587021 ↔ 400
2

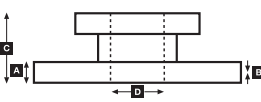
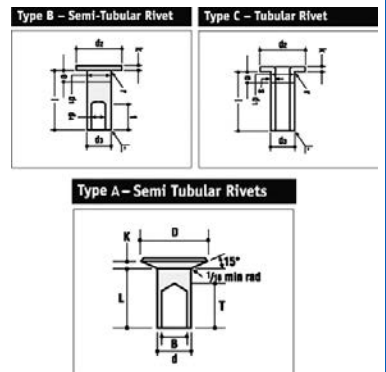


FAI164 ↔ 290
2



				A	B	C	D		Kg		ABS
567400J		437	45	41	135	200	10xM16		36		
567410J		432	45	35	135	208	10xM16		37		
569263J		423	45	40	135	208	10xM16		37		

Rivet Ref	Head Size	Shank Ø x Shank Length	Drawing type	Head Shape	T = tubular S = semi-tubular	Material	Material Description
8162080001	15.5	8 x 15	Type C	Flat	T (Stepped)	Steel	1 x JURID RIVETS BAG INCLUDES 100 PCS
8162080002	15.5	8 x 18	Type C	Flat	T (Stepped)	Steel	1 x JURID RIVETS BAG INCLUDES 100 PCS





WVA



!

**...MAN****Lion's Comfort**

RN 313, RN 353 228-257kW	09/96→	F	2903005390	4	29030	438	250	118.5	28	587021	Opt oversize D3/Elsa 1 D-Elsa 2 07/2004→ Knorr SN7	8162080003	72	567400J
			2903009560	4	29030	438	250	118.5	28	587021				567400J
			2905305390	4	29053		250	118.5	30					
			2913109560	4	29131	438	250	118	30	FAI164				567400J
			2925305390	4	29253	432	247.5	109.5	30					567410J

Lion's Comfort

RN 313 228kW/310PS RN 353 257kW/350PS	09/96→ 06/97→	R	19581.0	4	19707	410	173	223	18	587009	FAI203 for 2 oversize Opt	8162080003	72	
				4	19581	410	214	223	18	587009				

Lion's Star

FRH 422 309kW	01/93→09/96	F	2974709560	8	29747	460	140	121	33		Opt oversize D3/Elsa 1	8162080003	72	567115J	
			2903005390	4	29030	438	250	118.5	28	587021				567400J	
			2903009560	4	29030	438	250	118.5	28	587021				567400J	
			2905305390	4	29053		250	118.5	30	587021					
				4	29053		250	118.5	30	587021					
FRH 352, FRH 402, RH 353, RH 403 257-294kW	09/95→06/04	F	2903005390	4	29030	438	250	118.5	28	587021	Opt oversize D3/Elsa 1 D-Elsa 2 07/2004→ Knorr SN7	8162080003	72	567400J	
			2903009560	4	29030	438	250	118.5	28	587021				567400J	
			2905305390	4	29053		250	118.5	30	587021				567400J	
			2913109560	4	29131	438	250	118	30	FAI164				567400J	
			2925305390	4	29253		247.5	109.5	30					567410J	
RH 464 257-294kW	03/00→06/04	F	2903005390	4	29030	438	250	118.5	28	587021	Opt oversize D3/Elsa 1 D-Elsa 2 07/2004→ Knorr SN7	8162080003	72	567400J	
			2903009560	4	29030	438	250	118.5	28	587021				567400J	
			2905305390	4	29053	438	250	118.5	30	587021				567400J	
			2913109560	4	29131	438	250	118	30	FAI164				567400J	
			2925305390	4	29253	432	247.5	109.5	30					567410J	
			R	2903005390	4	29030	438	250	118.5	28	587021	Opt oversize D3/Elsa 1 D-Elsa 2 07/2004→ Knorr SN7	8162080003	72	567400J
				2903009560	4	29030	438	250	118.5	28	587021				567400J
				2905305390	4	29053		250	118.5	30	587021				567400J
				2913109560	4	29131	432	250	118	30	FAI164				569263J
				2925305390	4	29253	432	247.5	109.5	30					569263J

Lion's Star

FRH 422 309kW, 420PS	01/93→09/96	R	19581.0	4	19707	410	173	223	18	587009	FAI203 for 2 oversize Opt	8162080003	72	
				4	19581	410	214	223	18	587009				

Lion's Star/Lion's Coach

RH 403 294kW/400PS	09/95→	R	19581.0	4	19707	410	173	223	18	587009	FAI203 for 2 oversize Opt	8162080003	72	
				4	19581	410	214	223	18	587009				

Regal/Regent

	01/57→12/68	F	2901309561	4	29013	354	183	87	21					567949J
--	-------------	---	------------	---	-------	-----	-----	----	----	--	--	--	--	---------

Regal/Regent

	01/57→12/68	R	19255.0	2	19255	360	256	170	16			8102050007	80	
			2	19259	360	349	170	17.5						

SD/SL-Series

SD 202 155kW/211PS SL 200 SL 202	06/84→04/94	F	19579.0	4	19706	410	173	163	18	587009	FAI203 for 2 oversize Opt	8162080003	72			
				4	19579	410	214	163	18	587009						
	04/86→ 06/84→04/94	R	19581.0	4	19707	410	173	223	18	587009				8162080003	72	
				4	19581	410	214	223	18	587009				8162080003	72	
SD 200 SD 202 SL 200 SL 202	04/74→12/86	F	19494.0	8	19494	410	175	163	17	587017	587018 Opt for second oversize	8162080002	64			
	08/75→03/86 05/80→04/87 08/75→03/86	R	19496.0	8	19496	410	177	223	17	587017	587018 Opt for second oversize	8162080002	64			

2901309561
29013 S.E.E. 2 x 67

2903005390
29030 MER D3/D-ELSA 1

2903009560
29030 MERITOR

2905305390
29053 MER D3/D-ELSA 1

2913109560
29131 MER D-ELSA2

2925305390
29252 KNR SB/SN7

2974709560
29747



587009 ↔ 195
4

587017 ↔ 205
2

587018 ↔ 205
2

587021 ↔ 400
2

FAI164 ↔ 290
2

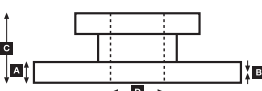
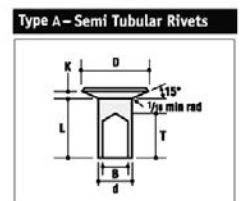
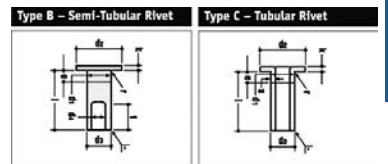
FAI203 ↔ 195
4



		A	B	C	D		Kg	ABS
567115J		460	48	46	119	170	10xM16	34
567400J		437	45	41	135	200	10xM16	36
567410J		432	45	35	135	208	10xM16	37
567949J		354	30	26	82	128	10x12.4	14.2
569263J		423	45	40	135	208	10xM16	37



Rivet Ref	Head Size	Shank Ø x Shank Length	Drawing type	Head Shape	T = tubular S = semi-tubular	Material	Material Description
8102050007	11	5 x 12	Type B	Flat	S	Brass	1 x JURID RIVETS BAG INCLUDES 100 PCS
8162080002	15.5	8 x 18	Type C	Flat	T (Stepped)	Steel	1 x JURID RIVETS BAG INCLUDES 100 PCS
8162080003	15.5	8 x 20	Type C	Flat	T (Stepped)	Steel	1 x JURID RIVETS BAG INCLUDES 100 PCS





WVA



!



...MAN

SG Series

SG 220	1990→07/98	F	19579.0	4	19706	410	173	163	18	587009		8162080003	72	
SG 240 H 213kW/290PS	11/84→04/94			4	19579	410	214	163	18	587009	FAI203 for 2 oversize Opt			
SG 242	09/85→04/94	R	19581.0	4	19707	410	173	223	18	587009		8162080003	72	
SG 242 H				4	19581	410	214	223	18	587009	FAI203 for 2 oversize Opt			
SG 280	04/86→		19579.0	4	19706	410	173	163	18	587009	Auxiliary axle	8162080003	72	
SG 282				4	19579	410	214	163	18	587009	FAI203 for 2 oversize Opt			
SG 292	09/85→													
SG 292 H 213kW/290PS	11/84→09/89													
SG 220 177kW/241PS	07/76→01/86	F	19494.0	8	19494	410	175	163	17	587017	587018 Opt for second oversize	8162080002	64	
SG 240 HÜ	05/80→01/86	R	19496.0	8	19496	410	177	223	17	587017	587018 Opt for second oversize	8162080002	64	
SG 242	→03/86		19494.0	8	19494	410	175	163	17	587017	587018 Opt for second oversize	8162080002	64	
SG 242 H 177kW/241PS	05/80→01/86													
SG 280	→03/86													
SG 282														

SM-Series

SM 152	11/87→04/94	F	17244.0	8	17017	360	173	143	16			8162080001	64	
SM 182	11/87→02/95		19708.0	6	19708	360	174	183	16.25		1995→ Opt	8162080001	96	
SM 192				2	19867	360	174	183	16.25		with W.I. hole	8162080001	24	
		R	19504.0	8	19177	360	173	160	16			8162080001	96	
			19708.0	6	19708	360	174	183	16.25		1995→ Opt	8162080001	96	
				2	19867	360	174	183	16.25		with W.I. hole	8162080001	24	

SR-Series

RÜ 240	01/80→04/83	F	19494.0	8	19494	410	175	163	17	587017	587018 Opt for second oversize	8162080002	64	
RÜ 280		R	19496.0	8	19496	410	177	223	17	587017	587018 Opt for second oversize	8162080002	64	
SR 240 177kW/241PS	10/75→06/83													
SR 280 206kW/280PS	01/77→11/86													
SR 280 H 206kW/280PS														
SR 320	01/81→03/86													
SR 321 H 235kW/320PS	03/82→11/86													
SR 361	07/78→03/86													
SR 240	04/86→	F	19579.0	4	19706	410	173	163	18	587009		8162080003	72	
SR 280				4	19579	410	214	163	18	587009	FAI203 for 2 oversize Opt			
		R	19581.0	4	19707	410	173	223	18	587009		8162080003	72	
				4	19581	410	214	223	18	587009	FAI203 for 2 oversize Opt			

SÜ-Series

SÜ 240	01/86→09/89	F	19579.0	4	19706	410	173	163	18	587009		8162080003	72	
SÜ 242 180kW/245PS	01/87→04/93			4	19579	410	214	163	18	587009	FAI203 for 2 oversize Opt			
SÜ 272 198kW/269PS	04/93→05/95	R	19581.0	4	19707	410	173	223	18	587009		8162080003	72	
SÜ 292 229kW/311PS	04/92→04/93			4	19581	410	214	223	18	587009	FAI203 for 2 oversize Opt			
SÜ 322 235kW/320PS	05/95→06/97													
ÜL 242 177kW/241PS	09/89→03/93													
ÜL 292 213kW/290PS														
SÜ 242	05/80→01/86	F	19494.0	8	19494	410	175	163	17	587017	587018 Opt for second oversize	8162080002	64	
SÜ 280	02/77→03/86	R	19496.0	8	19496	410	177	223	17	587017	587018 Opt for second oversize	8162080002	64	

UL

UL 313, UL 353 228-257kW	09/96→	F	2903009560	4	29030	438	250	118.5	28	587021	D3/Elsa 1			567400J
			2903005390	4	29030	438	250	118.5	28	587021	Opt, D3/Elsa 1			567400J
			2905305390	4	29053		250	118.5	30	587021	oversize D3/Elsa 1			
			2913109560	4	29131	438	250	118	30	FAI164	D-Elsa 2			567400J
			2925305390	4	29253	432	247.5	109.5	30		07/2004→ Knorr SN7			567410J
		R	2903009560	4	29030	438	250	118.5	28	587021	D3/Elsa 1			567400J
			2903005390	4	29030	438	250	118.5	28	587021	Opt, D3/Elsa 1			567400J
			2905305390	4	29053		250	118.5	30	587021	oversize D3/Elsa 1			
			2913109560	4	29131	438	250	118	30	FAI164	D-Elsa 2			567400J
			2925305390	4	29253	432	247.5	109.5	30		07/2004→ Knorr SN7			569263J
	07/04→	F	2913109560	4	29131	438	250	118	30	FAI164	D-Elsa 2			567400J
		R	2913109560	4	29131	432	250	118	30	FAI164	D-Elsa 2			569263J



WVA



!

**MCW****Metrobus**

All	1979→1989	F	19495.0	8	19495	410	177	183	17	587017	Opt	8162080002	64		
		R	19745.0	8	19745	394	157	203	18.5/ 11.5					96	
			19496.0	8	19496	410	177	223	17	587017	Opt	8162080002	64		

Metroliner

Single/Double Deck Coach	1983→1989	R	19745.0	8	19745	394	157	203	18.5/ 11.5				96	
--------------------------	-----------	---	----------------	---	-------	-----	-----	-----	---------------	--	--	--	----	--

Metrorider

25 Seater, 33 Seater	01/87→12/89	F	2930209560	4	29302	324	176	80	22					567560J
		R	2930209560	4	29302	324	176	80	22					567560J

Metrorider

25 Seater	1982→1986	F	K17217.0	4	17217	330	295	125	11.7			93684	48	
		R	K17932.0	2	17933	330	295	127	8.5				52	
				2	17932	330	295	127	8.5				52	

MENARINI**All**

5001		F	2907209561	8	29072	350	170	111	19					567950J
Monocar 101		R	FCV1053	4	29066	412	118	107	21.5		with twin W.I.			FCR123A
Monocar 102-120		F	2907509561	8	29186	417	180	106	20		K49.8556.9			569181J
Monocar 110-201	→1994	F	FCV460	4	29063	412	118	107	22					FCR123A
		R	FCV964	4	29064	350	118	107	21.5		with W.I.			567950J
Monocar 220-321	→1994	F	FCV460	4	29063	412	118	107	22					FCR123A
		R	FCV964	4	29064	412	118	107	21.5		with W.I.			FCR123A
		F	FCV1053	4	29066	417	118	107	21.5		with twin W.I.			569181J
		R	FCV1916	4	29066	118	107	21.5		18m Bus length				FCR123A
Monocar 230		F	FCV1053	4	29066	412	118	107	21.5		with twin W.I.			FCR123A
Monocar 240	→2006 2007 →	F	2915009560	4	29150		249	117.5	30					
		R	2925305390	4	29253		247.5	109.5	30					
		R	2925305390	4	29253		247.5	109.5	30					

All

5001		R	19 849 17,55 00 6	4	19849	410	192	160	17.55			8103100002	64	
				4	19850	410	192	160	17.45			93683		
Monocar 110-201		R	19896.0	8	19896	419	196	178	18			93683	112	
Monocar 220-321	1995→	R	19004.2	4	19712	410	208	220	18.1			8103100002	96	
				4	19755	410	211	220	18					



WVA



!

**MERCEDES-BENZ****Capacity**

		R	2925305390	4	29253	430	247.5	109.5	30					567751J
--	--	---	------------	---	-------	-----	-------	-------	----	--	--	--	--	---------

Capacity (O 530 GL)

	04/07→	F	2925305390	4	29253	430	247.5	109.5	30					567751J
--	--------	---	------------	---	-------	-----	-------	-------	----	--	--	--	--	---------

Citaro (O 530)

Citaro G, L, N, NG, GNG 170-260kW	01/98→	F	2925305390	4	29253	430	247.5	109.5	30					567751J
		R	2925305390	4	29253	430	247.5	109.5	30					567751J
			2925305390	4	29253	430	247.5	109.5	30			Trailing axle		

Cito (O 520)

Cito 130kW	06/99→	F	2925305390	4	29253	430	247.5	109.5	30					567751J
		R	2925305390	4	29253	430	247.5	109.5	30					567751J

Concerto O 345

Concerto C, H, M, UE	11/01→	F	19579.0	4	19706	410	173	163	18	587009	FAI203 for 2 oversize Opt	8162080003	72	
			4	19579	410	214	163	18	587009					
		R	19581.0	4	19707	410	173	223	18	587009	FAI203 for 2 oversize Opt	8162080003	72	
			4	19581	410	214	223	18	587009					

Conecto (O 345)

12m, 18m	11/01→	F	2925305390	4	29253	430	247.5	109.5	30					567751J
		R	2925305390	4	29253	430	247.5	109.5	30					567751J

Integro O 550

Integro (12m)	01/00→	F	2903009560	4	29030	438	250	118.5	28	587007	Opt oversize			567555J	
			2903005390	4	29030	438	250	118.5	28	587021					
			2905305390	4	29053		250	118.5	30	587007					
Integro L	01/00→	F	2903009560	4	29030	438	250	118.5	28	587007	Opt oversize			567555J	
			2903005390	4	29030	438	250	118.5	28	587021					
			2905305390	4	29053		250	118.5	30	587007					
		R	2925305390	4	29253		247.5	109.5	30			Opt R2 oversize Opt R2			567555J
			2903005390	4	29030	438	250	118.5	28	587021					
			2903009560	4	29030	438	250	118.5	28	587007					
Integro M	01/00→	F	2903009560	4	29030	438	250	118.5	28	587007	Opt oversize			567555J	
			2903005390	4	29030	438	250	118.5	28	587021					
			2905305390	4	29053		250	118.5	30	587007					
		R	2925305390	4	29253		247.5	109.5	30						

Integro O 550

Integro (12m)	01/00→	R	19699.0	2	19847	410	192	220	17.55			8103100002	96	
				2	19699	410	192	220	17.55					
				4	19848	410	192	220	17.45					

Intouro

Intouro, E, M, ME	01/05→	F	2925305390	4	29253	430	247.5	109.5	30					567751J
		R	2925305390	4	29253	430	247.5	109.5	30					567751J

Medio (Midibus)

Medio	01/99→	F	2983509560	4	29835	324	175	85	22	587004	FAC174			
		R	2983509560	4	29835	324	175	85	22	587004	FAC174			



WVA



!

**...MERCEDES-BENZ****Mini Bus**

307 D, 308/D, 310/D	05/77→12/94	F	571825J	4	21186	280	149	69	18	FAI102	with Wl.			561135J 561135JC 561135J 561135JC
			571272J	4	20784	280	149	69	17.8	FAI102				

Mini Bus

308 63kW/85PS 308 D 58kW/79PS 310, D 70kW/95PS	1982→1994	R	13020.0	2	13532	260	201	54	8	FAI200		8103040014	52	
				2	13020	260	233	54	8	FAI200				

O 301

O 301 125kW/170PS	02/86→05/87	F	19506.0	4	19844	360	130	160	13.5	587009	→09/88	8162080001	56	
				4	19506	360	172	160	13.4	587009				
		F	19506.3	4	19844	364	131	160	15.5	587009	10/88→	8162080001	56	
				4	19506	364	172	160	15.4	587009				
		R	19506.0	4	19844	360	130	160	13.5	587009	→09/88	8162080001	56	
				4	19506	360	172	160	13.4	587009				
		R	19506.3	4	19844	364	131	160	15.5	587009	10/88→	8162080001	56	
				4	19506	364	172	160	15.4	587009				

O 303

O 303	10/74→09/92	F	19579.0	4	19706	410	173	163	18	587009	with Compressed air brakes	8162080003	72		
				4	19579	410	214	163	18	587009					
		F	17795.0	4	17796	410	216	143	18			with hydraulic brakes	8162080002	72	
				4	17795	410	172	143	18						
		R	19581.0	4	19707	410	173	223	18	587009	with Compressed air brakes	8162080003	72		
				4	19581	410	214	223	18	587009					
		R	19579.0	4	19706	410	173	163	18	587009	with hydraulic brakes	8162080003	72		
				4	19579	410	214	163	18	587009					

O 305/O 307

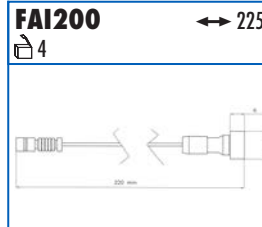
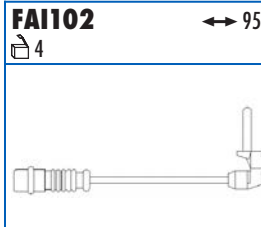
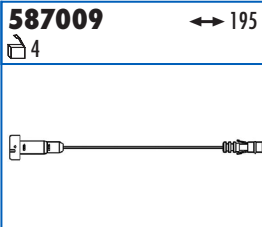
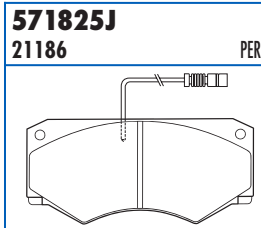
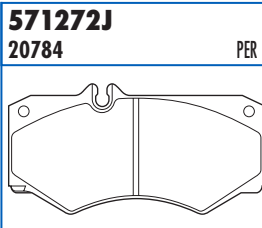
O 305 G 177kW/241PS O 305 ST O 307 155kW/210PS	02/78→05/87	F	19579.0	4	19706	410	173	163	18	587009		8162080003	72	
				4	19579	410	214	163	18					
	01/69→05/87	R1	19581.0	4	19707	410	173	223	18	587009		8162080003	72	
				4	19581	410	214	223	18	587009				
	11/76→08/87	R2	19581.0	4	19707	410	173	223	18	587009	Articulated bus	8162080003	72	
				4	19581	410	214	223	18	587009				

O 309

O 309	1966→	F	15349.9	2	15350	300	288	70	9			8103060007	52	
				2	15349	300	245	70	9					
		F	15580.3	2	15580	304	244	98	12		10/77→ (OM 352), 130 PS	8103060002	52	
				2	15581	304	286	98	12					
		F	17409.2	4	17409	304	248	135	12		Opt 10/77→	8162080001	40	
				2	15350	300	288	70	9					
		R	15349.9	2	15349	300	245	70	9			8103060007	52	
				2	15580	304	244	98	12					
		R	15580.3	2	15580	304	244	98	12		10/77→ (OM 352), 130 PS	8103060002	52	
				2	15581	304	286	98	12					
R	17409.2	4	17409	304	248	135	12		Opt 10/77→	8162080001	40			

O 317

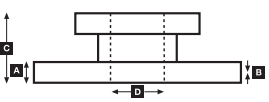
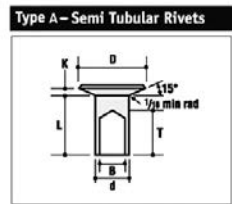
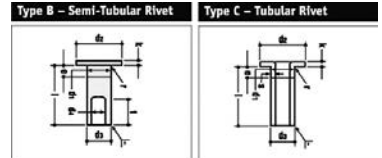
O 317 K 177kW/240PS O 317.2 (Ch. 317.231-10-00.4341-) 155kW/210PS	1970→	F	K19125.0	8	19125	370	156	160	19.7			8162080002	64				
			R1	19466 19,40 60 8	8	19466	370	156	220	19.4						8162080002	80
			R2	19032.0	8	19032	420	205	180	17.8						Trailing axle	8162080001



561135J				A	B	C	D		Kg		ABS
				280	16	13	78.5	88	5x18 5x12.5	7	



Rivet Ref	Head Size	Shank Ø x Shank Length	Drawing type	Head Shape	T = tubular S = semi-tubular	Material	Material Description
8103040014	7.5	4 x 10	Type C	Flat	T	Copper	1 x JURID RIVETS BAG INCLUDES 100 PCS
8103060002	11.5	6 x 10	Type C	Flat	T	Steel	1 x JURID RIVETS BAG INCLUDES 100 PCS
8103060007	11.5	6 x 15	Type C	Flat	T	Steel	1 x JURID RIVETS BAG INCLUDES 100 PCS
8162080001	15.5	8 x 15	Type C	Flat	T (Stepped)	Steel	1 x JURID RIVETS BAG INCLUDES 100 PCS
8162080002	15.5	8 x 18	Type C	Flat	T (Stepped)	Steel	1 x JURID RIVETS BAG INCLUDES 100 PCS
8162080003	15.5	8 x 20	Type C	Flat	T (Stepped)	Steel	1 x JURID RIVETS BAG INCLUDES 100 PCS





WVA



!

**...MERCEDES-BENZ****O 340**

O 340, Tourismo	01/91→08/95	F	19579.0	4	19706	410	173	163	18	587009		8162080003	72	
				4	19579	410	214	163	18	587009				
		R	19581.0	4	19707	410	173	223	18	587009		8162080003	72	
				4	19581	410	214	223	18	587009				

O 340/350 - O 404

O 340/350 - O 404 151-280kW	09/91→10/99	F	2903009560	4	29030	438	250	118.5	28	587007	Opt oversize			567555J
			2903005390	4	29030	438	250	118.5	28	587021				
			2905305390	4	29053		250	118.5	30	587007				
		R	2903009560	4	29030	438	250	118.5	28	587007	Opt oversize			567555J
			2903005390	4	29030	438	250	118.5	28	587021				
			2905305390	4	29053		250	118.5	30	587007				

O 402

O 402	02/86→12/91	F	19506.3	4	19844	364	131	160	15.5	587009		8162080001	56	
				4	19506	364	172	160	15.4	587009				
		R	19506.3	4	19844	364	131	160	15.5	587009		8162080001	56	
				4	19506	364	172	160	15.4	587009				

O 405/O 407

O 405 G, GN, GTD	11/85→	F	19579.0	4	19706	410	173	163	18	587009		8162080003	72	
				4	19579	410	214	163	18	587009				
		R1	19581.0	4	19707	410	173	223	18	587009		8162080003	72	
				4	19581	410	214	223	18	587009				
		R2	19581.0	4	19707	410	173	223	18	587009		8162080003	72	
				4	19581	410	214	223	18	587009				
O 405 ST, N O 407	12/84→ 03/87→11/01	F	19579.0	4	19706	410	173	163	18	587009		8162080003	72	
				4	19579	410	214	163	18	587009				
		R	19581.0	4	19707	410	173	223	18	587009		8162080003	72	
				4	19581	410	214	223	18	587009				

O 408

O 408 184kW/250PS	01/91→12/98	F	19579.0	4	19706	410	173	163	18	587009		8162080003	72	
				4	19579	410	214	163	18	587009				
		R	19581.0	4	19707	410	173	223	18	587009		8162080003	72	
				4	19581	410	214	223	18	587009				

O 409 (5-7.5 to)

O 409	01/86→	F	2983509560	4	29835	304	175	85	22	587004	FAC174			569272J
-------	--------	---	------------	---	-------	-----	-----	----	----	--------	--------	--	--	---------

O 409 (5 to)

		R	15059.0	2	15869	300	237	87	9.3	FAI201		8103060002	52	
				2	15059	300	264	87	9.3	FAI201				

O 409 (6 to)

		R	17350.0	2	17973	300	237	102	9.3	FAI201		8103060013	52	
				2	17350	300	264	102	9.3	FAI201				

O 409 (7.5 to)

		R	17351.0	2	17975	300	237	122	9.3	FAI201		8103060013	52	
				2	17351	300	264	122	9.3	FAI201				

O 609/O 611/O 614

O 609 D, O 611 D, O 614 D		F	2983509560	4	29835	324	175	85	22	587004	FAC174			567762J
---------------------------	--	---	------------	---	-------	-----	-----	----	----	--------	--------	--	--	---------

O 606/O 611/O 614

O 611 D O 614 D		R	17351.0	2	17975	300	237	122	9.3	FAI201		8103060013	52	
				2	17351	300	264	122	9.3	FAI201				

O 814 (7.5 to)

O 814, L (BM 674) 96kW/130PS	1984→	F	17278.0*	4	17278	304	258	105	11.5	587009	*use 17 278 11,50 00 4, →06/87	8103080008	40	
			17278.3*	4	17278	308	259	105	13.5	587009	*use 17 278 13,50 00 4, →07/87	8103080008	40	
		R	17278.0*	4	17278	304	258	105	11.5	587009	*use 17 278 11,50 00 4, →06/87	8103080008	40	
			17278.3*	4	17278	308	259	105	13.5	587009	*use 17 278 13,50 00 4, →07/87	8103080008	40	



WVA



!



#

**...MERCEDES-BENZ****O 814 (8/8.6 to)**

O 814, L 96kW/130PS	1984→	F	17280.0	4	17280	304	258	120	11.5	587009	→06/87	8103080008	40	
			17280.3	4	17280	308	259	120	13.5	587009	07/87→	8103080008	40	
		R	17278.0*	4	17278	304	258	105	11.5	587009	*use 17 278 11,50 00 4, →06/87	8103080008	40	
			17280.0	4	17280	308	259	120	11.5	587009	→06/87 Opt	8103080008	40	
			17278.3*	4	17278	308	259	105	13.5	587009	*use 17 278 13,50 00 4, →07/87	8103080008	40	
			17280.3	4	17280	308	259	120	13.5	587009	07/87→ Opt	8103080008	40	

O 817

O 817, L (BM 676) 125kW/170PS	1984→	F	17280.0	4	17280	304	258	120	11.5	587009	→06/87	8103080008	40	
			17280.3	4	17280	308	259	120	13.5	587009	07/87→	8103080008	40	
		R	17287.0	4	17287	304	258	135	11.5	587009	→06/87	8103080008	40	
			17280.0	4	17280	304	258	120	11.5	587009	→06/87 Opt	8103080008	40	
			17287.3	4	17287	308	257	135	13.5	587009	07/87→	8103080008	40	
			17280.3	4	17280	308	259	120	13.5	587009	07/87→ Opt	8103080008	40	

O 1114/O 1117/O 1120

O 1114, L (BM 675) 100kW/136PS O 1117, L (BM 676) 125kW/170PS O 1120, L (BM 677) 150kW/204PS	1984→	F	17290.0	4	17290	360	172	130	13.4		→09/88	8162080001	56	
			19506.3	4	19844	364	131	160	15.5	587009	10/88→	8162080001	56	
		R	17290.0	4	17290	360	172	130	13.4		→09/88	8162080001	56	
				4	17950	360	130	130	13.5					
			19506.3	4	19844	364	131	160	15.5	587009	10/88→	8162080001	56	
				4	19506	364	172	160	15.4	587009				

Sprinter Mini Bus (3.5 ton)

Sprinter		F	571844J	4	21576	276	156	65	20.5					569122J
			573190J	4	23990	276	156	65	20.5					569122J
		R	573191J	4	23901	272	156.4	55	18.5		01/98→			567761J
			2915309560	4	29153		164.6	73	19.7					

Sprinter Mini Bus (4.6 ton)

Sprinter		F	2915309560	4	29153	276	164.6	73	19.7	581384				569122J
		R	2915309560	4	29153	272	164.6	73	19.7	581384				567761J

Tourino (O 510)

Tourino 180-205kW	10/03→	F	2928705390	4	29287	377	211	100	30					567766J
		R	2928705390	4	29287	377	211	100	30					569123J

Tourismo (O 350)

Tourismo 250-310kW	08/95→	F	2903009560	4	29030	438	250	118.5	28	587007	Opt oversize			567555J
			2903005390	4	29030	438	250	118.5	28	587021				
			2905305390	4	29053		250	118.5	30	587007				
		R	2903009560	4	29030	438	250	118.5	28	587007	Opt oversize			567555J
			2903005390	4	29030	438	250	118.5	28	587021				
			2905305390	4	29053		250	118.5	30	587007				
Tourismo RHD, SHD 250-310kW	09/03→	F	2925305390	4	29253	430	247.5	109.5	30	FA1134				567751J
	08/95→	R	2925305390	4	29253	430	247.5	109.5	30					567751J

Touro (O 500)

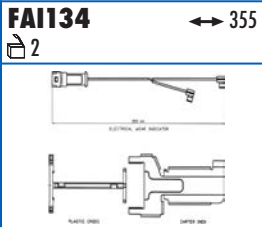
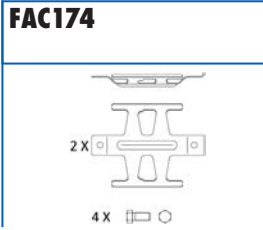
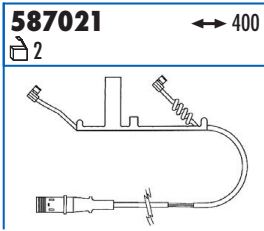
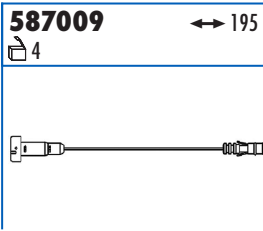
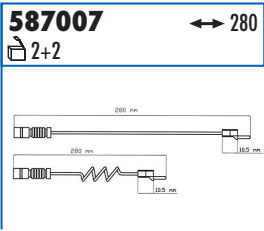
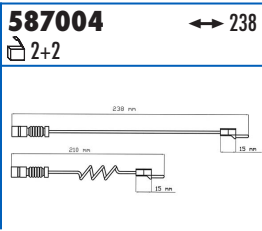
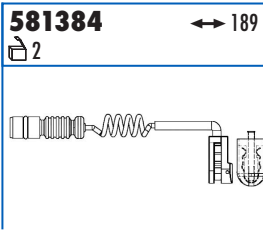
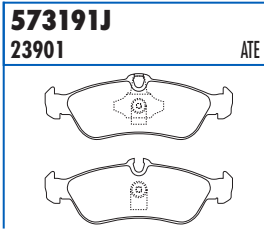
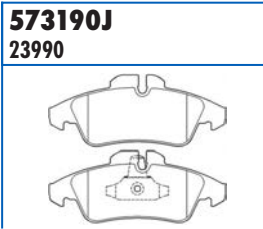
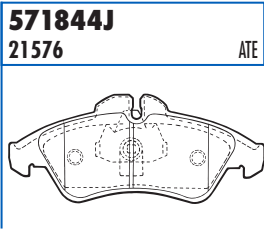
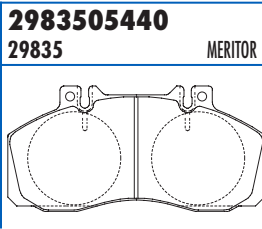
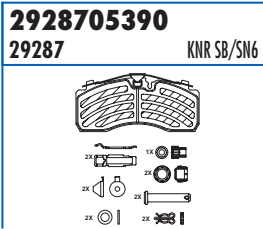
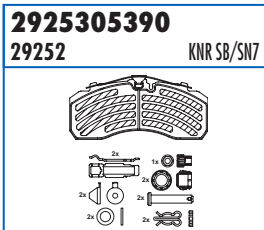
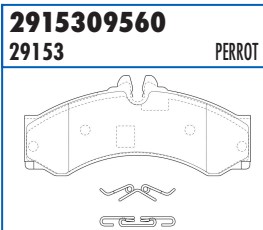
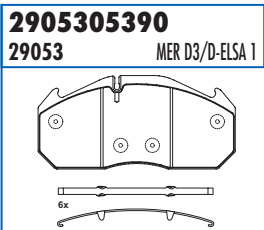
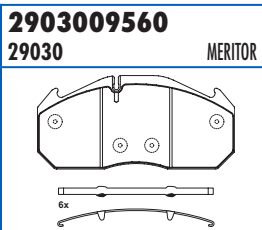
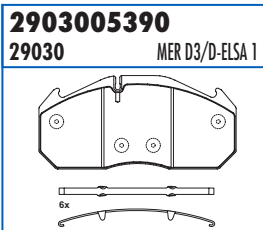
	10/01→	F	2925305390	4	29253	430	247.5	109.5	30					567751J
		R	2925305390	4	29253	430	247.5	109.5	30					567751J

Travego (O 580)

15 RH/RHD, 17 RHD 260-350kW	10/99→	F	2925305390	4	29253	430	247.5	109.5	30					567751J
		R	2925305390	4	29253	430	247.5	109.5	30					567751J
		2925305390	4	29253	430	247.5	109.5	30		Trailing axle				567751J

Vario Minibus

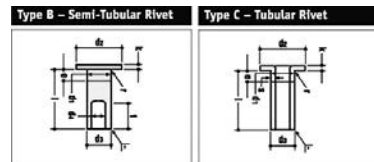
O 810, 812, 814, 815	09/96→	F	2983505440	4	29835	304 324	175	85	22	587004	FAC174			567770J FCR163A
		R	2983505440	4	29835	304 324	175	85	22	587004	FAC174			569126J 569112J



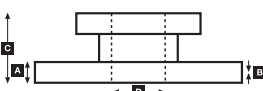
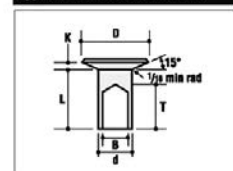
			A	B	C	D		Kg		ABS
567555J			438	45	41	135	195	10xM14	33.5	
567751J			430	45	38	132.5	211	10xM14	34.24	
567761J			272	16	14	96	85	5x15 1x9/17 1x16/23	6.9	
567766J			377	45	37	134	105.7	14x14.5	24	
567770J			304	30	26	91	118	6xM12	10.5	
569112J			324	30	36	120.5	157	6xM12	12.2	
569122J			276	22	19	77	85	5x15 1x9/17 1x16/23	6.8	
569123J			377	45	40	159.5	230	8x23 2x10.5 5xM6	27	✓
569126J			304	30	26	120	157	6xM12	11.4	
FCR163A										



Rivet Ref	Head Size	Shank Ø x Shank Length	Drawing type	Head Shape	T = tubular S = semi-tubular	Material	Material Description
8103080008	15.5	8 x 12	Type C	Flat	T	Steel	1 x JURID RIVETS BAG INCLUDES 100 PCS
8162080001	15.5	8 x 15	Type C	Flat	T (Stepped)	Steel	1 x JURID RIVETS BAG INCLUDES 100 PCS



Type A - Semi Tubular Rivets





WVA



!



#



MOSELEY

Drawbar Trailer

NVDB	1978→	All	19604.0	4	19604	311	126	190	14.8			93685	80	
				4	19605	311	158	190	16.1					

Drop Frame

NVSL 32.5 tons gross	1978→	All	19604.0	4	19604	311	126	190	14.8			93685	80	
				4	19605	311	158	190	16.1					

Low Rider

36 ton GVW	1978→	F	19369.0	4	19369	419	189	219	18.7			93685	96							
				4	19370	419	192	219	19.3											
				R	4	19369	419	189	219						18.7			93685	96	

NEOPLAN

All

Neoplan-Bus for Knorr-Brake pads N 8008		F	2974709560 2905509560	8	29747	460	140	121	33					567115J
				4	29055		176	83	22					
				R	4	29055		176	83					

All

Neoplan-Bus for Eaton-axle		F	19896.0	8	19896	419	196	178	18			93683	112	
				R	8	19896	419	196	178					

Centroliner

N 4407, N 4410, N 4411, N 4413, N 4414, N 4416, N 4420, N 4420/3, N 4421, N 4421/3, N 4426/3 162-257kW	10/98→	F	2925305390	4	29253	430	247.5	109.5	30	FA1130				567801J
				R	4	29253	430	247.5	109.5	30				

Cityliner

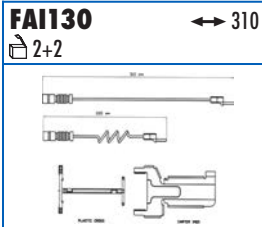
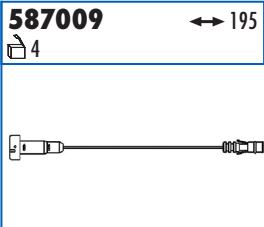
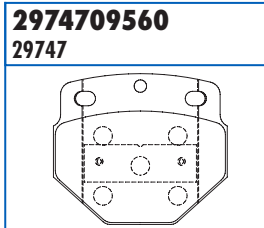
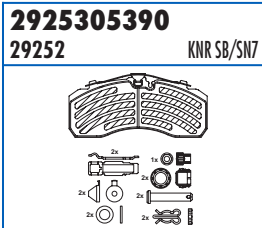
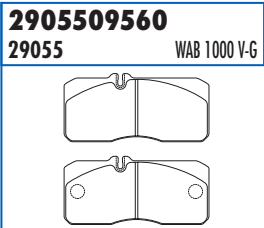
N 116 228-267kW	09/90→	F	2925305390	4	29253	430	247.5	109.5	30	FA1130				567801J
N 116, N 116/3 HC 272-338kW	09/90→	F	2925305390	4	29253	430	247.5	109.5	30	FA1130				567801J

Cityliner

N 116 158kW/215PS N 116/3 188kW/256PS	1974→	F	17263.0* 19579.0	4	17263	419	209	127	18.3	587009	*use 17 263 18,30 60 6 / DAF-axle N 120	93685	80							
				4	17264	419	216	127	18.8											
				4	19706	410	173	163	18											
				4	19579	410	214	163	18											
				R	4	19256	419	208	178						18.3	587009	DAF axle 2250	93685	112	
4	19707	410	173							223	18									
N 116 H N 116/3 N 116/3H	1992→	R	19699.0	2	19847	410	192	220	17.55			8103100002	96							
				2	19699	410	192	220	17.55											
				4	19848	410	192	220	17.45											

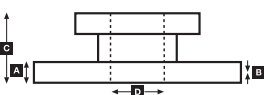
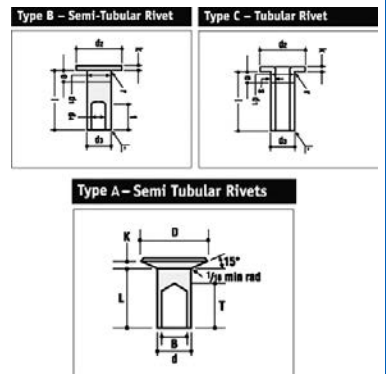
Euroliner

N 316 SHD		F	2925305390	4	29253	430	247.5	109.5	30	FA1130				567801J
				R	4	29253	430	247.5	109.5	30				



				A	B	C	D		Kg		ABS	
567115J				460	48	46	119	170	10xM16	34		
567801J				430	45	37	131	203	10xM16	34.4		

Rivet Ref	Head Size	Shank Ø x Shank Length	Drawing type	Head Shape	T = tubular S = semi-tubular	Material	Material Description
8103100002	18	10 x 18	Type C	Flat	T	Steel	1 x JURID RIVETS BAG INCLUDES 100 PCS
8162080003	15.5	8 x 20	Type C	Flat	T (Stepped)	Steel	1 x JURID RIVETS BAG INCLUDES 100 PCS
93683	12.25	6.35 x 13	Type A	Conical	S	Steel	1 x JURID RIVETS BAG INCLUDES 100 PCS
93685	12.14	6.35 x 16	Type A	Conical	S	Steel	1 x JURID RIVETS BAG INCLUDES 100 PCS





WVA



!

**...NEOPLAN****Metroliner**

MIC 4008, MIC 4012, MIC 4017	01/90→	F	2905509560	4	29055		176	83	22					
		R	2905509560	4	29055		176	83	22					

Metroliner

MIC 4012 MIC 4017	1990→	F	19 849 17,55 00 6	4	19849	410	192	160	17.55		Opt	8103100002	64	
				4	19850	410	192	160	17.45					
		R	19699.0	2	19847	410	192	220	17.55		Opt	8103100002	96	
				2	19699	410	192	220	17.55					
4	19848	410	192	220	17.45									

Skyliner

N 122/3 268-295kW	09/92→	F	2925305390	4	29253	430	247.5	109.5	30	FA1130				
-------------------	--------	---	-------------------	---	-------	-----	-------	-------	----	---------------	--	--	--	--

Skyliner

N 122	1974→	F	17263.0*	4	17263	419	209	127	18.3		*use 17 263 18,30 60 6 / DAF-axle N 120	93685	80	
				4	17264	419	216	127	18.8					
				4	19706	410	173	163	18	587009	Merc axle V04/11DL-7	8162080003	72	
				4	19579	410	214	163	18	587009				
		R	19256.0	4	19256	419	208	178	18.3		DAF axle 2250	93685	112	
				4	19260	419	216	178	18.8					
				4	19707	410	173	223	18	587009	Merc axle H07/DL10	8162080003	72	
				4	19581	410	214	223	18	587009				
N 122	1984→	F	19 849 17,55 00 6	4	19849	410	192	160	17.55			8103100002	64	
				4	19850	410	192	160	17.45					
		R1	19699.0	2	19847	410	192	220	17.55			8103100002	96	
				2	19699	410	192	220	17.55					
4	19848	410	192	220	17.45									
R2	19 849 17,55 00 6	4	19849	410	192	160	17.55				8103100002	64		
		4	19850	410	192	160	17.45							
N 122 (DAF Ch.)	1974→1992	F	17263.0*	4	17263	419	209	127	18.3		*use 17 263 18,30 60 6	93685	80	
				4	17264	419	216	127	18.8					
		R	19256.0	4	19256	419	208	178	18.3			93685	112	
				4	19260	419	216	178	18.8					
N 122 (Mercedes-Benz Ch.)	1974→1992	F	19579.0	4	19706	410	173	163	18	587009		8162080003	72	
				4	19579	410	214	163	18	587009				
		R	19581.0	4	19707	410	173	223	18	587009		8162080003	72	
				4	19581	410	214	223	18	587009				
N 122/3	1992→	R	19699.0	2	19847	410	192	220	17.55			8103100002	96	
				2	19699	410	192	220	17.45					
				4	19848	410	192	220	17.45					
				4	19848	410	192	220	17.45					
N 138 N 138/4	1975→1984	F	19579.0	4	19706	410	173	163	18	587009		8162080003	72	
				4	19579	410	214	163	18	587009				
		R	19581.0	4	19707	410	173	223	18	587009		8162080003	72	
				4	19581	410	214	223	18	587009				
4	19706	410	173	163	18	587009	Trailing axle	8162080003	72					
4	19579	410	214	163	18	587009								

Spaceliner

N 117/3 268-309kW	09/92→	F	2925305390	4	29253	430	247.5	109.5	30	FA1130				567801J
-------------------	--------	---	-------------------	---	-------	-----	-------	-------	----	---------------	--	--	--	----------------

Spaceliner

N 117/3	1992→	R	19699.0	2	19847	410	192	220	17.55			8103100002	96	
				2	19699	410	192	220	17.55					
				4	19848	410	192	220	17.45					

Sportliner

N 208	01/90→	F	2925305390	4	29253	430	247.5	109.5	30					567801J
		R	2925305390	4	29253	430	247.5	109.5	30					

Starliner

N 516, N 516/3 280-338kW	09/96→	F	2925305390	4	29253	430	247.5	109.5	30	FA1130				567801J
		R	2925305390	4	29253	430	247.5	109.5	30	FA1130				



WVA



!



#

**...NEOPLAN****Transliner**

N 312, N 316 268-295kW	09/92→	F	2925305390	4	29253	430	247.5	109.5	30	FA1130				567801J
------------------------	--------	---	-------------------	---	-------	-----	-------	-------	----	---------------	--	--	--	----------------

Transliner

N 316	1992→	R	19699.0	2	19847	410	192	220	17.55				8103100002	96		
				2	19699	410	192	220	17.55							
				4	19848	410	192	220	17.45							

OPTARE**Alero**

	09/01→	F	571419J	4	29138		149	69	18					
		R	2912109561	4	29121		165	66	20					

Delta

DAF SB220 Chassis	1989→	F	19150.0	4	19150	419	209	152	18.3				93685	80			
				4	19151	419	216	152	18.8								
				4	19900	420	177	150	19.1			Opt			93686	64	
				4	19901	420	179	150	18.5								
		R	19 617 18,50 60 6	K19914.0	4	19618	419	219	203	18.5					93686	160	
					4	19617	419	210	203	18.5							
					4	19914	420	179	240	19.1/ 13.4			Opt				128
					4	19915	420	177	240	19.7/ 17.4							

Excel

	1996→	F	19494.0	8	19494	410	175	163	17	587017			8162080002	64	
--	-------	---	----------------	---	-------	-----	-----	-----	----	---------------	--	--	------------	----	--

Metrorider

Wheel = 17.5" Hydraulic Brakes Meritor 2x68	01/89→	F	2930209560	4	29302	324	176	80	22					567560J
		R	2930209560	4	29302	324	176	80	22					567560J

Nouvelle SR

		F	2930209560	4	29302		176	80	22					
		R	2930209560	4	29302		176	80	22					

Olympus

	2006→	F	2925305390	4	29253	430	247.5	109.5	30					
		R	2925305390	4	29253	430	247.5	109.5	30					

Prisma

Mercedes-Benz 0405 chassis	1995→	F	19579.0	4	19706	410	173	163	18	587009			8162080003	72		
				4	19579	410	214	163	18							
		R	19581.0	4	19707	410	173	223	18	587009				8162080003	72	
				4	19581	410	214	223	18							

Sigma

All	1994→1996	F	2903005390	4	29030		250	118.5	28					
				4	29030		250	118.5	28					

Solero

		F	2925305390	4	29253		247.5	109.5	30					
		R	2925305390	4	29253		247.5	109.5	30					

Solo

Wheel = 17.5" Hydraulic Brakes Meritor 2x68	1988→03/02	F	2930209560	4	29302	324	176	80	22					567560J	
				4	29088	324	176	83	26					567560J	
		R	2930209560	4	29302	324	176	80	22						567560J
				4	29088	324	176	83	26						567560J

Soroco NT

(Sprinter 413 CDi Chassis)		F	571844J	4	21576		156	65	20.5						
				4	23990		156	65	20						
		R	571846J	4	21621		141	49	17						
				4	29153		164.6	73	19.7						
				4	29153		164.6	73	19.7						
				4	23021		126	63	18.6						



WVA



!



#

**...OPTARE****Spectra**

Double Decker	1989→	F	19900.0	4	19900	420	177	150	19.1			93686	64			
			19901	4	420	179	150	18.5								
		R	19745.0	8	19745	394	157	203	18.5/				93686	96		
			19010.0	4	19011	420	177	150	20.6					64		
						4	19010	420	176	150	20.8					

Starider

Wheel = 17.5" Hydraulic Brakes Meritor 2x60 33 Seater	01/87→	F	2983509560	4	29835	324	175	85	22	587004	FAC174			567762J
--	--------	---	------------	---	-------	-----	-----	----	----	--------	--------	--	--	---------

Starider

		R	17351.0	2	17975	300	237	122	9.3	FAI201		8103060013	52	
				2	17351	300	264	122	9.3					

Tempo

	2006→	F	FCV4311B	4	29187		249.4	113.8	29					
--	-------	---	----------	---	-------	--	-------	-------	----	--	--	--	--	--

Vecta

All	1989→	F	17244.0	8	17017	360	173	143	16			8162080001	64	
		R	19504.0	8	19177	360	173	160	16			8162080001	96	
			19708.0	8	19708	360	174	183	16.25		Opt	8162080001	96	

PEGASO**All**

1061 A, 1063 A, 1064 A, 2011 A, 5074 A, 5030 L, 5076 N, 6038, 6420		R	19879.0	4	19879	410	162	200	16.5			8103060007	104	
				4	19881	410	160	200	17.3					
1135, 2135, 2180, 2181, 2182		F	K19877.0	4	19878	410	160	160	16.2			8103060007	104	
				4	19877	410	162	160	17.3					
		R	19879.0	4	19879	410	162	200	16.5			8103060007	104	
				4	19881	410	160	200	17.3					
5317 Minibus	1987→	F	K19877.0	4	19878	410	160	160	16.2			8103060007	104	
				4	19877	410	162	160	17.3					
		R	K19877.0	4	19878	410	160	160	16.2			8103060007	104	
				4	19877	410	162	160	17.3					

RENAULT BUS**Agora Series**

→ SEE IRISBUS														
---------------	--	--	--	--	--	--	--	--	--	--	--	--	--	--

Ares

→ SEE IRISBUS														
---------------	--	--	--	--	--	--	--	--	--	--	--	--	--	--

Axer

→ SEE IRISBUS														
---------------	--	--	--	--	--	--	--	--	--	--	--	--	--	--

E7L, M, N

→ SEE IRISBUS														
---------------	--	--	--	--	--	--	--	--	--	--	--	--	--	--

FR1 (5.4M, 5.6M, 6.2M)

→ SEE IRISBUS														
---------------	--	--	--	--	--	--	--	--	--	--	--	--	--	--

Iliade

→ SEE IRISBUS														
---------------	--	--	--	--	--	--	--	--	--	--	--	--	--	--

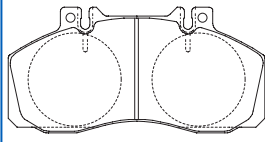
PGK205, PGR, PH3, 4, 12/100

→ SEE IRISBUS														
---------------	--	--	--	--	--	--	--	--	--	--	--	--	--	--

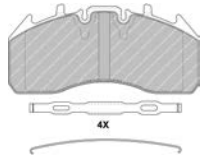
PR-PC-PG-PH Series

→ SEE IRISBUS														
---------------	--	--	--	--	--	--	--	--	--	--	--	--	--	--

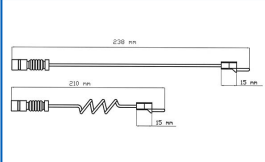
2983509560
29835 MERITOR



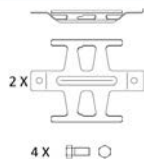
FCV4311B
29187 MERITOR EX225H2



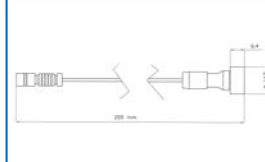
587004 ↔ 238
2+2



FAC174



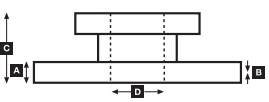
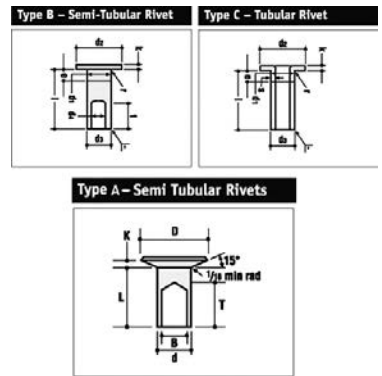
FAI201 ↔ 260
4



567762J				A	B	C	D		Kg		ABS
		324	30	26	91	118	6xM12		11		



Rivet Ref	Head Size	Shank Ø x Shank Length	Drawing type	Head Shape	T = tubular S = semi-tubular	Material	Material Description
8103060007	11.5	6 x 15	Type C	Flat	T	Steel	1 x JURID RIVETS BAG INCLUDES 100 PCS
8103060013	11.5	6 x 12	Type C	Flat	T	Steel	1 x JURID RIVETS BAG INCLUDES 100 PCS
8162080001	15.5	8 x 15	Type C	Flat	T (Stepped)	Steel	1 x JURID RIVETS BAG INCLUDES 100 PCS
93686	12.25	6.35 x 17.5	Type A	Conical	S	Steel	1 x JURID RIVETS BAG INCLUDES 100 PCS





WVA



!

**...RENAULT BUS**

R312														
R312	01/90→	F	2907209561	8	29072	350	170	111	19					567950J
		R	2907209561	8	29072	350	170	111	19					567950J
S46														
	1979→1986	F	FVR836	4	20904	298	127	71	18					
S46														
	1979→1986	F	K15789.0	4	15789	330	300	76	9				48	
		R	K15837.0	2	15838	308	278	76	6/5		Opt		52	
				2	15837	308	308	76	9.9/8.5					
S56														
	1979→1986	F	K15789.0	4	15789	300	300	76	9				48	
		R	K15837.0	2	15838	308	278	76	6/5		Opt		52	
				2	15837	308	308	76	9.9/8.5					
S66														
	1979→1986	F	K15789.0	4	15789	300	300	76	9				48	
		R	K17556.0	2	17558	308	280	101	7.9				48	
				2	17556	308	321	101	7.9					
S-SC Series														
→ SEE IRISBUS														
Tracer														
→ SEE IRISBUS														

SANOS

All														
415/DL 426		F	19579.0	4	19706	410	173	163	18	587009			8162080003	72
				4	19579	410	214	163	18	587009				
		R	19 632 18,00 00 6	4	19633	410	217	183	18				8162080002	72
				4	19632	410	173	183	18.3					

SCANIA

All														
All Models fitted with Knorr SB/SN7 Brake														
	1996→	F	2925305390	4	29253	430	247.5	109.5	30	587014				567500J
		R	2925305390	4	29253	430	247.5	109.5	30	587014				567500J
All														
BF 110	1968→	F	17161.0*	8	17161	413	193	127	19		*use 17 161 19,00 00 8	93687	64	
		R	19393.0	8	19393	413	193	203	19			93687	96	
BR 86	1979→	F	17161.0*	8	17161	413	193	127	19		*use 17 161 19,00 00 8	93687	64	
		R	19393.0	8	19393	413	193	203	19			93687	96	
			19647.0	8	19647	413	193	254	19			93687	96	
BR 110	1968→	F	17161.0*	8	17161	413	193	127	19		*use 17 161 19,00 00 8	93687	64	
		R	19393.0	8	19393	413	193	203	19			93687	96	
BR 111 DH 115kW/156PS	1974→	F	17161.0*	8	17161	413	193	127	19		*use 17 161 19,00 00 8	93687	64	
		R	19647.0	8	19647	413	193	254	19			93687	96	
BR 112	1979→	F	17161.0*	8	17161	413	193	127	19		*use 17 161 19,00 00 8	93687	64	
		R	19647.0	8	19647	413	193	254	19			93687	96	
BR 112 A		F	19075.0	8	19075	413	193	178	19			93687	96	
		R	19647.0	8	19647	413	193	254	19			93687	96	
			19393.0	8	19393	413	193	203	19		Opt	93687	96	
BR 116	1978→	F	17161.0*	8	17161	413	193	127	19		*use 17 161 19,00 00 8	93687	64	
		R	19647.0	8	19647	413	193	254	19			93687	96	
			19393.0	8	19393	413	193	203	19		Opt	93687	96	



WVA



!



#

**...SCANIA**

...All													
C 50 Metropol		F	17161.0*	8	17161	413	193	127	19		*use 17 161 19,00 00 8	93687	64
		R	17161.0*	8	17161	413	193	127	19		*use 17 161 19,00 00 8	93687	64
CN 112, CR 112, K 93 CRB, K 113 CRB, TRS, N 112 CLB, N 113 CRB, DRB	1988→	F	19931.0	4	19931	413	235	178	19			93280	64
		R	19933.0	4	19933	413	235	254	19			93280	64
CR 110 Metro-Scania	1970→	F	17161.0*	8	17161	413	193	127	19		*use 17 161 19,00 00 8	93687	64
		R	19393.0	8	19393	413	193	203	19			93687	96
CR 111 M	1975→	F	17161.0*	8	17161	413	193	127	19		*use 17 161 19,00 00 8	93687	64
		R	19647.0	8	19647	413	193	254	19			93687	96
K 82 170kW/231PS	1982→	F	19075.0	8	19075	413	193	178	19			93687	96
			R	19393.0	8	19393	413	193	203	19	Opt	93687	96
			R	19647.0	8	19647	413	193	254	19		93687	96
K 92 CR	1985→1988	F	19075.0	8	19075	413	193	178	19			93687	96
			R	19647.0	8	19647	413	193	254	19		93687	96
K 112 CL 224kW/304PS K 112 T	1982→1988	F	19075.0	8	19075	413	193	178	19			93687	96
			R	17161.0*	8	17161	413	193	127	19		*use 17 161 19,00 00 8	93687
N 112 AL Gelenkbus	08/88→	F	19931.0	4	19931	413	235	178	19			93280	64
			R	19932.0	4	19932	413	235	203	19		93280	64
			R	19933.0	4	19933	413	235	254	19		93280	64
K124, L94 Series													
Wheel = 22.5" Air Brake Discs on all axles (Knorr SB/SN7)	2001→	F	2925305390	4	29253	430	247.5	109.5	30	587014			567500J
		R	2925305390	4	29253	430	247.5	109.5	30	587014			567500J

SEDDON ATKINSON

All													
Pennine	→1975	F	19385.0	6	19384	381	188	178	18.15		Opt	93684	96
				2	19385	381	188	178	18.15				
		R	19385.0	6	19384	381	188	178	18.15		Opt	93684	96
				2	19385	381	188	178	18.15				

SETRA

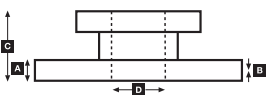
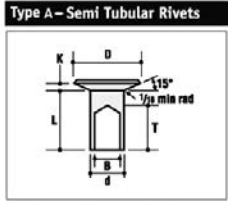
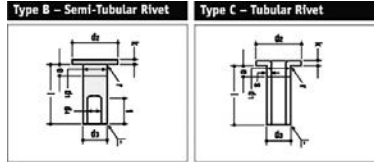
All														
S 140	01/89→	F	2974709560	8	29747	406	140	121	33		Opt		567113J 567110J	
S 210, HD, HDV, S 211 206kW/280PS, S 212 HUE 159kW/216PS S 213 206kW/280PS S 214 206kW/280PS S 215, S 215 (except HDS) 206kW/280PS S 215 HDH, S 215 UL, SL 177kW/240PS S 216 HDS, S 216 HDS 243kW/330PS S 216 HDS, S 228 DT 276kW/375PS	01/89→	F	2974709560	8	29747	406	140	121	33		Opt		567113J 567110J	
							432							
								432						
S 215 NR, S 300 NC City	1991→	F	2903005390	4	29030	432	250	118.5	28	587003			567110J 567110J	
				4	29030	432	250	118.5	28	587003	Opt			
				4	29053		250	118.5	30	587003	oversize			
All														
S 110	→1989	R	19019.0	4	19019	420	391	180	14			8103100001	56	
S 120 E, V	→1989	R	19019.0	4	19019	420	391	180	14			8103100001	56	
S 130 ES	1982→1986	F	17742.0	4	17742	410	207	140	16			8103100003	64	
				4	17743	410	210	140	16					
		R	19004.0	4	19712	410	208	220	16.1			8103100002	96	
				4	19755	410	211	220	16					
				4	19755	410	211	220	18.1		Cast Iron brake shoes 1986→	8103100002	96	
				4	19712	410	210	220	18					
		2	19847	410	192	220	17.55		Opt	8103100002	96			
		2	19699	410	192	220	17.55							
		4	19848	410	192	220	17.45							



...SETRA

...All													
S 130 S	→1989	R	19076.0	4	19558	410	210	180	16			8103100002	64
				4	19559	410	207	180	16				
S 140	1983→	F	19 849 17,55 00 6	4	19849	410	192	160	17.55		Opt	8103100002	64
				4	19850	410	192	160	17.45				
		R	19699.0	2	19847	410	192	220	17.55			8103100002	96
				2	19699	410	192	220	17.55				
				4	19848	410	192	220	17.45				
S 150	→1989	R	19019.0	4	19019	420	391	180	14			8103100001	56
S 180	1975→1989	R	19076.0	4	19558	410	210	180	16			8103100002	64
				4	19559	410	207	180	16				
			17742.0	4	17742	410	207	140	16			8103100003	64
				4	17743	410	210	140	16				
SG 180, S 166kW/225PS	1972→1983	F	17742.0	4	17742	410	207	140	16			8103100003	64
				4	17743	410	210	140	16				
		R	19076.0	4	19558	410	210	180	16			8103100002	64
				4	19559	410	207	180	16				
			17742.0	4	17742	410	207	140	16			8103100003	64
				4	17743	410	210	140	16				
S 200	1974→1989	R	19076.0	4	19558	410	210	180	16			8103100002	64
				4	19559	410	207	180	16				
			17742.0	4	17742	410	207	140	16			8103100003	64
				4	17743	410	210	140	16				
S 210, HD, HDV	1983→	F	19 849 17,55 00 6	4	19849	410	192	160	17.55		Opt	8103100002	64
				4	19850	410	192	160	17.45				
		R	19084.0	2	19084	410	192	180	17.5			8103100002	64
				2	19855	410	196	180	17.5				
				4	19856	410	192	180	17.4				
S 211 206kW/280PS		F	19 849 17,55 00 6	4	19849	410	192	160	17.55		Opt	8103100002	64
				4	19850	410	192	160	17.45				
		R	19699.0	2	19847	410	192	220	17.55			8103100002	96
				2	19699	410	192	220	17.55				
				4	19848	410	192	220	17.45				
S 211 H	1976→1983	F	17742.0	4	17742	410	207	140	16			8103100003	64
				4	17743	410	210	140	16				
		R	19076.0	4	19558	410	210	180	16			8103100002	64
				4	19559	410	207	180	16				
			19004.0	4	19712	410	208	220	16.1			8103100002	96
				4	19755	410	211	220	16				
S 212 H, U	1976→1983	F	17742.0	4	17742	410	207	140	16			8103100003	64
				4	17743	410	210	140	16				
			19634.0*	4	19634	410	207	160	15.9		*use 19 634 15,90 00 6	8103100002	64
				4	19635	410	207	160	15.9				
		R	19076.0	4	19558	410	210	180	16			8103100002	64
				4	19559	410	207	180	16				
			19004.0	4	19712	410	208	220	16.1			8103100002	96
				4	19755	410	211	220	16				
S 212 HUE 159kW/216PS	1983→1989	F	19 849 17,55 00 6	4	19849	410	192	160	17.55		Opt	8103100002	64
				4	19850	410	192	160	17.45				
		R	19699.0	2	19847	410	192	220	17.55			8103100002	96
				2	19699	410	192	220	17.55				
				4	19848	410	192	220	17.45				
S 213 206kW/280PS	1983→	F	19 849 17,55 00 6	4	19849	410	192	160	17.55		Opt	8103100002	64
				4	19850	410	192	160	17.45				
		R	19699.0	2	19847	410	192	220	17.55			8103100002	96
				2	19699	410	192	220	17.55				
				4	19848	410	192	220	17.45				

Rivet Ref	Head Size	Shank Ø x Shank Length	Drawing type	Head Shape	T = tubular S = semi-tubular	Material	Material Description
8103100001	18	10 x 17	Type C	Flat	T	Brass	1 x JURID RIVETS BAG INCLUDES 100 PCS
8103100002	18	10 x 18	Type C	Flat	T	Steel	1 x JURID RIVETS BAG INCLUDES 100 PCS
8103100003	18	10 x 20	Type C	Flat	T	Steel	1 x JURID RIVETS BAG INCLUDES 100 PCS





WVA

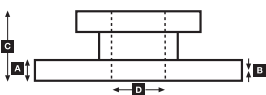
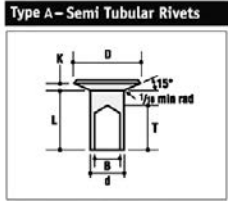
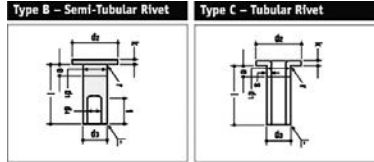


!

**...SETRA**

...All														
S 213 H, HD	1976→1983	F	17742.0	4	17742	410	207	140	16			810310003	64	
			19634.0*	4	17743	410	210	140	16			810310002	64	
				4	19634	410	207	160	15.9					
				4	19635	410	207	160	15.9					
			R	19076.0	4	19558	410	210	180	16			810310002	64
	19004.0			4	19559	410	207	180	16	810310002			96	
				4	19712	410	208	220	16.1					
				4	19755	410	211	220	16					
S 213 U	1977→	F	17742.0	4	17742	410	207	140	16			810310003	64	
			19634.0*	4	17743	410	210	140	16			810310002	64	
				4	19634	410	207	160	15.9					
				4	19635	410	207	160	15.9					
			R	19076.0	4	19558	410	210	180	16			810310002	64
	19004.0			4	19559	410	207	180	16	810310002			96	
				4	19712	410	208	220	16.1					
	19004.2			4	19712	410	208	220	18.1	for Cast Iron brake shoes 1986→			810310002	96
			4	19755	410	211	220	18						
S 214 206kW/280PS	1983→	F	19 849 17,55 00 6	4	19849	410	192	160	17.55		Opt	810310002	64	
				4	19850	410	192	160	17.45					
				2	19847	410	192	220	17.55			810310002	96	
			R	19699.0	2	19699	410	192	220	17.55				
				2	19699	410	192	220	17.55					
				4	19848	410	192	220	17.45					
S 215 (except HDS) 260kW/280PS	1983→1989	F	19 849 17,55 00 6	4	19849	410	192	160	17.55		Opt	810310002	64	
				4	19850	410	192	160	17.45					
				2	19847	410	192	220	17.55			810310002	96	
			R	19699.0	2	19699	410	192	220	17.55				
				2	19699	410	192	220	17.55					
				4	19848	410	192	220	17.45					
S 215	1989→	F	19 849 17,55 00 6	4	19849	410	192	160	17.55		Opt	810310002	64	
				4	19850	410	192	160	17.45					
				2	19847	410	192	220	17.55			810310002	96	
			R	19699.0	2	19699	410	192	220	17.55				
				2	19699	410	192	220	17.55					
				4	19848	410	192	220	17.45					
S 215 H, HD	1976→1983	F	17742.0	4	17742	410	207	140	16			810310003	64	
			19634.0*	4	17743	410	210	140	16			810310002	64	
				4	19634	410	207	160	15.9					
				4	19635	410	207	160	15.9					
			R	19076.0	4	19558	410	210	180	16			810310002	64
	19004.0			4	19559	410	207	180	16	810310002			96	
				4	19712	410	208	220	16.1					
				4	19755	410	211	220	16					
S 215 HDH	1989→	R	19699.0	2	19847	410	192	220	17.55			810310002	96	
				2	19699	410	192	220	17.55					
			19 849 17,55 00 6	4	19848	410	192	220	17.45			Trailing axle →Ch.139 0000 10 20 045	810310002	64
				4	19849	410	192	160	17.55					
				17742.0	4	19850	410	192	160	17.45			810310003	64
				4	17742	410	207	140	16					
				4	17743	410	210	140	16					
S 215 HDS 243kW/330PS	1980→10/83	R	19004.0	4	19712	410	208	220	16.1			810310002	96	
				4	19755	410	211	220	16					
			19634.0*	4	19634	410	207	160	15.9			*use 19 634 15,90 00 6	810310002	64
					4	19635	410	207	160	15.9				
S 215 NR			19699.0	2	19847	410	192	220	17.55			810310002	96	
				2	19699	410	192	220	17.55					
				4	19848	410	192	220	17.45					

Rivet Ref	Head Size	Shank Ø x Shank Length	Drawing type	Head Shape	T = tubular S = semi-tubular	Material	Material Description
8103100002	18	10 x 18	Type C	Flat	T	Steel	1 x JURID RIVETS BAG INCLUDES 100 PCS
8103100003	18	10 x 20	Type C	Flat	T	Steel	1 x JURID RIVETS BAG INCLUDES 100 PCS



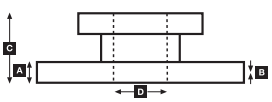
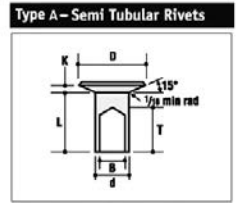
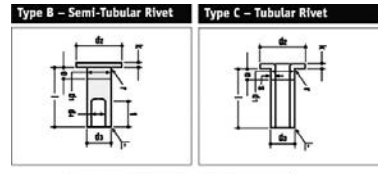


...SETRA

...All														
S 215 U, UL	1977→	F	17742.0	4	17742	410	207	140	16			8103100003	64	
				4	17743	410	210	140	16					
			19634.0*	4	19634	410	207	160	15.9		*use 19 634 15,90 00 6	8103100002	64	
				4	19635	410	207	160	15.9					
			R	19076.0	4	19558	410	210	180	16			8103100002	64
				4	19559	410	207	180	16					
	19004.0			4	19712	410	208	220	16.1			8103100002	96	
				4	19755	410	211	220	16					
			19004.2	4	19712	410	208	220	18.1		for Cast Iron brake shoes 1986→	8103100002	96	
				4	19755	410	211	220	18					
S 215 UL, SL 177kW/240PS	1983→1989	F	19 849 17,55 00 6	4	19849	410	192	160	17.55		Opt	8103100002	64	
				4	19850	410	192	160	17.45					
		R	19699.0	2	19847	410	192	220	17.55			8103100002	96	
				2	19699	410	192	220	17.55					
				4	19848	410	192	220	17.45					
				4	19848	410	192	220	17.45					
S 216 HDS 243kW/330PS	1980→08/83	R	19004.0	4	19712	410	208	220	16.1			8103100002	96	
				4	19755	410	211	220	16					
			19634.0*	4	19634	410	207	160	15.9		*use 19 634 15,90 00 6	8103100002	64	
				4	19635	410	207	160	15.9					
S 216 HDS 243kW/330PS	09/83→1989	R	19699.0	2	19847	410	192	220	17.55			8103100002	96	
				2	19699	410	192	220	17.55					
				4	19848	410	192	220	17.45					
			19 849 17,55 00 6	4	19849	410	192	160	17.55		Trailing axle →Ch.139 0000 10 20 045	8103100002	64	
				4	19850	410	192	160	17.45					
			17742.0	4	17742	410	207	140	16			8103100003	64	
				4	17743	410	210	140	16					
S 216 HDS	1989→	R	19699.0	2	19847	410	192	220	17.55			8103100002	96	
				2	19699	410	192	220	17.55					
				4	19848	410	192	220	17.45					
			19 849 17,55 00 6	4	19849	410	192	160	17.55		Trailing axle →Ch.139 0000 10 20 045	8103100002	64	
				4	19850	410	192	160	17.45					
			17742.0	4	17742	410	207	140	16			8103100003	64	
				4	17743	410	210	140	16					
S 216 HDSi	1989→	R	19699.0	2	19847	410	192	220	17.55			8103100002	96	
				2	19699	410	192	220	17.55					
				4	19848	410	192	220	17.45					
			19 849 17,55 00 6	4	19849	410	192	160	17.55		Trailing axle →Ch.139 0000 10 20 045	8103100002	64	
				4	19850	410	192	160	17.45					
			17742.0	4	17742	410	207	140	16			8103100003	64	
				4	17743	410	210	140	16					
SG 219 SL 177kW/240PS	1984→	F	19 849 17,55 00 6	4	19849	410	192	160	17.55			8103100002	64	
				4	19850	410	192	160	17.45					
		R	19699.0	2	19847	410	192	220	17.55		→12/87	8103100002	96	
				2	19699	410	192	220	17.55					
				4	19848	410	192	220	17.45					
			19004.2	4	19712	410	208	220	18.1		01/88→ Cast Iron brake shoes	8103100002	96	
	4	19755	410	211	220	18								
SG 221 UL 177kW/240PS	1984→	F	19 849 17,55 00 6	4	19849	410	192	160	17.55			8103100002	64	
				4	19850	410	192	160	17.45			8103100002		
		R	19699.0	2	19847	410	192	220	17.55		→12/87	8103100002	96	
				2	19699	410	192	220	17.55					
				4	19848	410	192	220	17.45					
			19004.2	4	19712	410	208	220	18.1		01/88→ Cast Iron brake shoes	8103100002	96	
	4	19755	410	211	220	18								



Rivet Ref	Head Size	Shank Ø x Shank Length	Drawing type	Head Shape	T = tubular S = semi-tubular	Material	Material Description
8103100002	18	10 x 18	Type C	Flat	T	Steel	1 x JURID RIVETS BAG INCLUDES 100 PCS
8103100003	18	10 x 20	Type C	Flat	T	Steel	1 x JURID RIVETS BAG INCLUDES 100 PCS





WVA



!

**...SETRA**

...All													
S 228 DT 276kW/375PS	1984→	R	19699.0	2	19847	410	192	220	17.55			810310002	96
				2	19699	410	192	220	17.55				
				4	19848	410	192	220	17.45				
			19 849 17,55 00 6	4	19849	410	192	160	17.55		1989→	810310002	64
				4	19850	410	192	160	17.45				
			17742.0	4	17742	410	207	140	16			810310003	64
				4	17743	410	210	140	16				
S 300 N	1989→	F	19 849 17,55 00 6	4	19849	410	192	160	17.55			810310002	64
				4	19850	410	192	160	17.45				
			19699.0	2	19847	410	192	220	17.55			810310002	96
				2	19699	410	192	220	17.55				
				4	19848	410	192	220	17.45				
S 300 NC City	1991→	R	19004.2	4	19712	410	208	220	18.1		Cast Iron brake shoes	810310002	96
				4	19755	410	211	220	18				

Comfortclass 300

S 315 GT-HD 250kW/340PS		F	2903005390	4	29030	432	250	118.5	28	587003			567110J
S 317 GT-HD 280kW/381PS			2903009560	4	29030	432	250	118.5	28	587003	Opt		567110J
S 319 GT-HD 280kW/381PS			2905305390	4	29053		250	118.5	30	587003	oversize		

Comfortclass 300

S 315 GT, GT-HD 250kW/340PS	1991→	R	19699.0	2	19847	410	192	220	17.55			810310002	96
				2	19699	410	192	220	17.55				
				4	19848	410	192	220	17.45				
S 317 GT-HD 280kW/381PS		R	19699.0	2	19847	410	192	220	17.55			810310002	96
S 319 GT-HD 280kW/381PS				2	19699	410	192	220	17.55				
				4	19848	410	192	220	17.45				
			17742.0	4	17742	410	207	140	16			810310003	64
				4	17743	410	210	140	16				
			19 849 17,55 00 6	4	19849	410	192	160	17.55		Opt	810310002	64
				4	19850	410	192	160	17.45				

Comfortclass 400

S 415 GT-HD, S 416 GT-HD, S 417 GT-HD 185-310kW	10/03→	F	2925305390	4	29253	430	247.5	109.5	30	FA1134			567751J
		R	2925305390	4	29253	430	247.5	109.5	30	FA1134			567751J

Intercity Bus

Wheel = 22.5" Air Brake Knorr SB7		F	2925305390	4	29253		247.5	109.5	30	FA1134			
		R	2925305390	4	29253		247.5	109.5	30	FA1134			

Intercity Low Floor Bus

Wheel = 22.5" Air Brake Knorr SB7	01/96→	F	2925305390	4	29253		247.5	109.5	30	FA1134			
		R	2925305390	4	29253		247.5	109.5	30	FA1134			

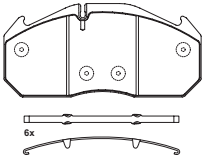
Multiclass 300

S 313 UL 184kW/250PS	01/91→	F	2903005390	4	29030	432	250	118.5	28	587003			567110J
S 315 H, UL 213kW/290PS			2903009560	4	29030	432	250	118.5	28	587003			567110J
S 315 NF 184kW/250PS			2905305390	4	29053		250	118.5	30	587003	oversize		
S 319 NF 184kW/250PS		R	2925305390	4	29253		247.5	109.5	30	FA1134			
S 319 UL 184kW/250PS													
SG 321 UL 184kW/250PS													

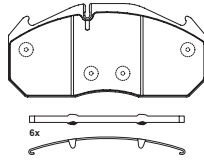
Multiclass 300

S 313 UL 184kW/250PS	1991→	R	19699.0	2	19847	410	192	220	17.55			810310002	96
S 315 H, UL 213kW/290PS				2	19699	410	192	220	17.55				
				4	19848	410	192	220	17.45				
S 319 UL 184kW/250PS	1991→	R	19004.2	4	19712	410	208	220	18.1		Cast Iron brake shoes	810310002	96
				4	19755	410	211	220	18				
SG 321 UL 184kW/250PS		R	19699.0	2	19847	410	192	220	17.55			810310002	96
				2	19699	410	192	220	17.55				
				4	19848	410	192	220	17.45				
		R	17742.0	4	17742	410	207	140	16			810310003	64
				4	17743	410	210	140	16				
		R	19 849 17,55 00 6	4	19849	410	192	160	17.55		Opt	810310002	64
				4	19850	410	192	160	17.45				

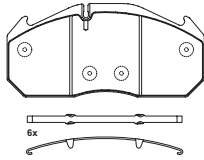
2903005390
29030 MER D3/D-ELSA 1



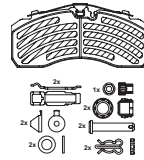
2903009560
29030 MERITOR



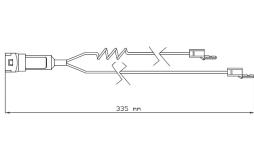
2905305390
29053 MER D3/D-ELSA 1



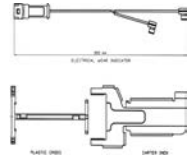
2925305390
29252 KNR SB/SN7



587003 ↔ 335
2



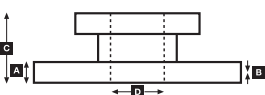
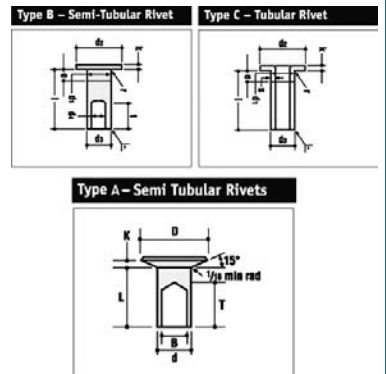
FAI134 ↔ 355
2

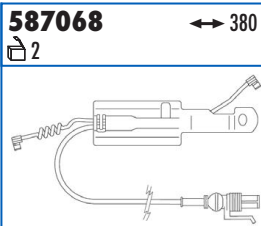
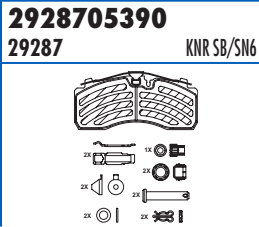
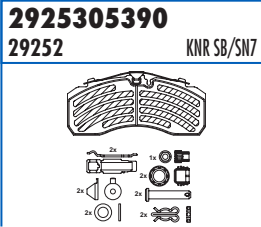
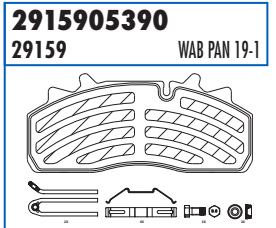
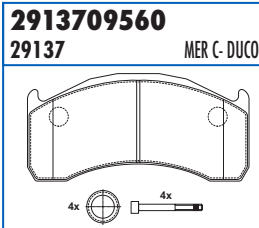
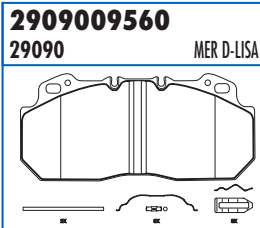
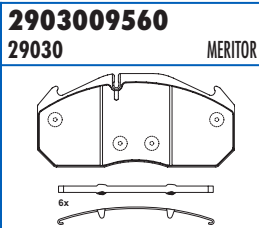
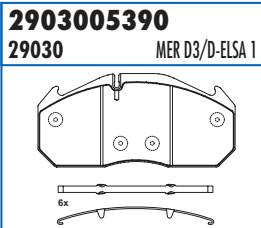


			A	B	C	D		Kg		ABS
567110J			432	45	35	135	194	10xM16	32.5	
567751J			430	45	38	132.5	211	10xM14	34.24	



Rivet Ref	Head Size	Shank Ø x Shank Length	Drawing type	Head Shape	T = tubular S = semi-tubular	Material	Material Description
8103100002	18	10 x 18	Type C	Flat	T	Steel	1 x JURID RIVETS BAG INCLUDES 100 PCS
8103100003	18	10 x 20	Type C	Flat	T	Steel	1 x JURID RIVETS BAG INCLUDES 100 PCS

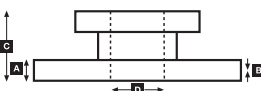
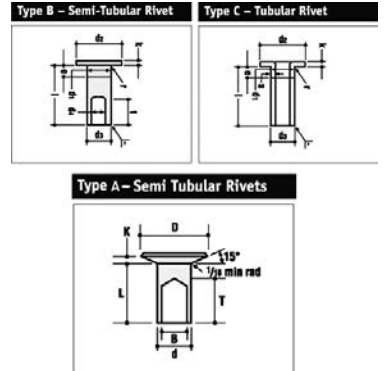




							Kg		ABS
567403J		377	45	38	128	162	10xM14	23	
567802J		410	48	40	120	162	12xM16	29.1	
FCR278A									

JURID RIVETS

Rivet Ref	Head Size	Shank Ø x Shank Length	Drawing type	Head Shape	T = tubular S = semi-tubular	Material	Material Description
8102080005	15.5	8 x 15	Type B	Flat	S	Copper	1 x JURID RIVETS BAG INCLUDES 100 PCS
8103100002	18	10 x 18	Type C	Flat	T	Steel	1 x JURID RIVETS BAG INCLUDES 100 PCS
8103100003	18	10 x 20	Type C	Flat	T	Steel	1 x JURID RIVETS BAG INCLUDES 100 PCS
8162080001	15.5	8 x 15	Type C	Flat	T (Stepped)	Steel	1 x JURID RIVETS BAG INCLUDES 100 PCS
8162080003	15.5	8 x 20	Type C	Flat	T (Stepped)	Steel	1 x JURID RIVETS BAG INCLUDES 100 PCS
93038	9.5	5 x 10	Type C	Flat	T	Steel	1 x JURID RIVETS BAG INCLUDES 100 PCS
93683	12.25	6.35 x 13	Type A	Conical	S	Steel	1 x JURID RIVETS BAG INCLUDES 100 PCS





...VAN HOOL

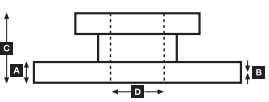
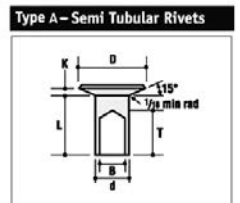
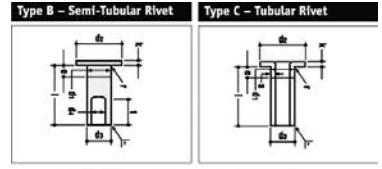
...All																		
T 809 Alizee	F	19896.0	8	19896	419	196	178	18		Opt	93683	112						
		19946.0	4	19946	410	192	180	18.2										
			4	19947	410	193	180	18.2										
	R	19896.0	8	19896	419	196	178	18		Opt	93683	112						
		19114.0	4	19114	410	196	220	19.4										
			4	19115	410	196	220	19.4										
T 811, T 812, T 813, T 814, T 815	F	19385.0	6	19384	381	188	178	18.15	587009	Opt (MAN)	93684	96						
			2	19385	381	188	178	18.15										
		19495.0	8	19495	410	177	183	17										
	R	19896.0	8	19896	419	196	178	18		Opt (MAN)	93683	112						
A-Series																		
A 300 Urbain	F	19946.0	4	19946	410	192	180	18.2		Opt	8103100002	64						
			4	19947	410	193	180	18.7										
		19084.0	2	19084	410	192	180	17.5										
			2	19855	410	192	180	17.5										
			4	19856	410	192	180	17.4										
			4	19856	410	192	180	17.4										
	R	19699.0	2	19847	410	192	220	17.55		1986 → Cast Iron brakes	8103100002	96						
			2	19699	410	192	220	17.55										
			4	19848	410	192	220	17.45										
		19004.0	4	19712	410	208	220	16.1										
			4	19755	410	211	220	16										
		19004.2	4	19755	410	211	220	18										
	4	19712	410	210	220	18.1												
A 308 A 508 Urbain	F	19385.0	6	19384	381	188	178	18.15			93684	96						
			2	19385	381	188	178	18.15										
	R	19385.0	6	19384	381	188	178	18.15										
			2	19385	381	188	178	18.15										
A 420, A 440	F	19823.0	6	19786	410	202	200	18.9		Opt	8103100003	96						
			2	19823	410	202	200	18.9										
	R	19 617 18,50 60 6	4	19618	419	219	203	18.5										
			4	19617	419	210	203	18.5										
A 500 Urbain	F	19946.0	4	19946	410	192	180	18.2			8103100002	64						
			4	19947	410	193	180	18.7										
	R	19699.0	2	19847	410	192	220	17.55						1986 → Cast Iron brake shoes	8103100002	96		
			2	19699	410	192	220	17.55										
			4	19848	410	192	220	17.45										
		19004.0	4	19712	410	208	220	16.1										
			4	19755	410	211	220	16										
		19004.2	4	19755	410	211	220	18										
		4	19712	410	210	220	18.1											
	A 600 Urbain	F	19946.0	4	19946	410	192	180						18.2			8103100002	64
			4	19947	410	193	180	18.2										
R		19 617 18,50 60 6	4	19618	419	219	203	18.5										
			4	19617	419	210	203	18.5										
A 662	F	17481.0	4	17481	420	421	125	12			8162080001	64						
	R	17481.0	4	17481	420	421	125	12								8162080001	64	
Acron	F	19896.0	8	19896	419	196	178	18		Opt	93683	112						
		19946.0	4	19946	410	192	180	18.2										
			4	19947	410	193	180	18.2										
	R	19896.0	8	19896	419	196	178	18		Opt	93683	112						
		19114.0	4	19114	410	196	220	19.4										
			4	19115	410	196	220	19.4										
Altano	F	19896.0	8	19896	419	196	178	18		Opt	93683	112						
		19823.0	6	19786	410	202	200	18.9										
			2	19823	410	202	200	18.9										
		19946.0	4	19946	410	192	180	18.2										
		4	19947	410	193	180	18.2											
	R	19896.0	8	19896	419	196	178	18		Opt	93683	112						
		19114.0	4	19114	410	196	220	19.4										
			4	19115	410	196	220	19.4										
		4	19115	410	196	220	19.4											



587009 ↔ 195
 4



Rivet Ref	Head Size	Shank Ø x Shank Length	Drawing type	Head Shape	T = tubular S = semi-tubular	Material	Material Description
8103100002	18	10 x 18	Type C	Flat	T	Steel	1 x JURID RIVETS BAG INCLUDES 100 PCS
8103100003	18	10 x 20	Type C	Flat	T	Steel	1 x JURID RIVETS BAG INCLUDES 100 PCS
8162080001	15.5	8 x 15	Type C	Flat	T (Stepped)	Steel	1 x JURID RIVETS BAG INCLUDES 100 PCS
8162080002	15.5	8 x 18	Type C	Flat	T (Stepped)	Steel	1 x JURID RIVETS BAG INCLUDES 100 PCS
93683	12.25	6.35 x 13	Type A	Conical	S	Steel	1 x JURID RIVETS BAG INCLUDES 100 PCS
93684	12.14	6.35 x 14.5	Type A	Conical	S	Steel	1 x JURID RIVETS BAG INCLUDES 100 PCS
93686	12.25	6.35 x 17.5	Type A	Conical	S	Steel	1 x JURID RIVETS BAG INCLUDES 100 PCS





WVA



!

**...VAN HOOL****...A-Series**

Astromege	F	19823.0	6	19786	410	202	200	18.9			8103100003	96	
			2	19823	410	202	200	18.9					
	R	19823.0	6	19786	410	202	200	18.9			8103100003	96	
			2	19823	410	202	200	18.9					

G-Series

G 280.2 Urbain	F	19494.0	8	19494	410	175	163	17	587009		8162080002	64	
	R1	19823.0	6	19786	410	202	200	18.9			8103100003	96	
			2	19823	410	202	200	18.9					
	R2	19494.0	8	19494	410	175	163	17	587009		8162080002	64	
G 280.3 Urbain, G 280.4 Urbain	F	19494.0	8	19494	410	175	163	17	587009		8162080002	64	
	R1	19004.0	4	19712	410	208	220	16.1			8103100002	96	
			4	19755	410	211	220	16					
	R1	19004.2	4	19755	410	211	220	18		1986 → Cast Iron brake shoes	8103100002	96	
		4	19712	410	210	220	18.1						
	R2	19494.0	8	19494	410	175	163	17	587009		8162080002	64	

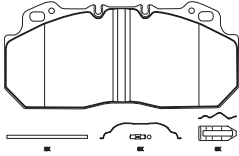
VOLVO**B Series**

B7BLE, B7R, B7RLE, B10BLE, B10M, B10TLE, B12B, B12M (incl 6x2)	01/95→	F	2909009560	4	29090	438	250	114	28	587027			567152J
--	--------	---	-------------------	---	-------	-----	-----	-----	----	---------------	--	--	----------------

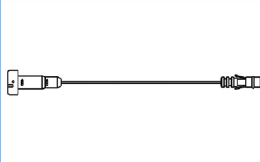
B Series

B7BLE, B10BLE, B10M, B10TLE, B12B	1995→	R	19090.0	8	19090	410	176	175	18.3		(96 x L8=5mm platform, 104 x L10=8mm platform)	93683/93685	96/104
		R	19071.0	8	19071	410	176	200	18.3		Opt (96 x L8=5mm platform, 104 x L10=8mm platform)	93683/93685	96/104
			19068.0	8	19068	410	176	225	18.3		Opt (96 x L8=5mm platform, 104 x L10=8mm platform)	93683/93685	96/104
Olympian	1988→	F	19090.0	8	19090	410	176	175	18.3		(96 x L8=5mm platform, 104 x L10=8mm platform)	93683/93685	96/104
		R1	19068.0	8	19068	410	176	225	18.3		(96 x L8=5mm platform, 104 x L10=8mm platform)	93683/93685	96/104
		R2	19090.0	8	19090	410	176	175	18.3		(96 x L8=5mm platform, 104 x L10=8mm platform)	93683/93685	96/104
Olympian MK 2	1993→	F	19090.0	8	19090	410	176	175	18.3		(96 x L8=5mm platform, 104 x L10=8mm platform)	93683/93685	96/104
		R	19068.0	8	19068	410	176	225	18.3		(96 x L8=5mm platform, 104 x L10=8mm platform)	93683/93685	96/104
			K19783.0	4	19783	311	148	178	14.6		Opt	93684	96
			4	19784	311	146	178	14.3					
	R	19090.0	8	19090	410	176	175	18.3		Auxiliary axle (96 x L8=5mm platform, 104 x L10=8mm platform)	93683/93685	96/104	

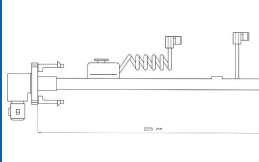
2909009560
29090 MER D-LISA



587009 ↔ 195
4



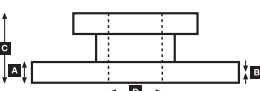
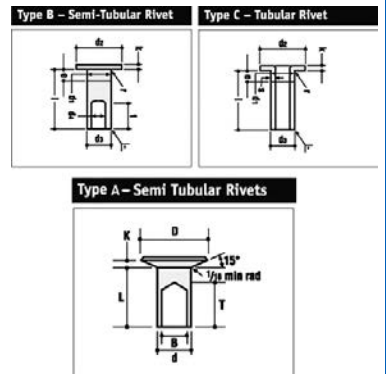
587027 ↔ 226
2



567152J				A	B	C	D		Kg		ABS
	438	45	38	127.1	195	10xM16			35		



Rivet Ref	Head Size	Shank Ø x Shank Length	Drawing type	Head Shape	T = tubular S = semi-tubular	Material	Material Description
8103100002	18	10 x 18	Type C	Flat	T	Steel	1 x JURID RIVETS BAG INCLUDES 100 PCS
8103100003	18	10 x 20	Type C	Flat	T	Steel	1 x JURID RIVETS BAG INCLUDES 100 PCS
8162080002	15.5	8 x 18	Type C	Flat	T (Stepped)	Steel	1 x JURID RIVETS BAG INCLUDES 100 PCS
93683	12.25	6.35 x 13	Type A	Conical	S	Steel	1 x JURID RIVETS BAG INCLUDES 100 PCS
93684	12.14	6.35 x 14.5	Type A	Conical	S	Steel	1 x JURID RIVETS BAG INCLUDES 100 PCS
93685	12.14	6.35 x 16	Type A	Conical	S	Steel	1 x JURID RIVETS BAG INCLUDES 100 PCS





WVA



!



#

**...VOLVO****B 6-Series**

B 6, FA	01/83→	F	2930209560	4	29039	322	176	80	22	FA1104				561920J
---------	--------	---	-------------------	---	-------	-----	-----	----	----	--------	--	--	--	----------------

B 6-Series

B 6, FA	1983→	F	19385.0	6	19384	381	188	178	18.15		83→85	93684	96	
			B2345927	2	19385	381	188	178	18.15		86→88	93683	84	
			19 543 14,80 60 5	2	19272	360	353	170	12.8		89→94	93683	92	
			19758.0	2	19269	360	270	170	9.3					
				4	19543	360	174	170	14.8					
				2	19552	360	269	170	8.4		1995→	93683	112	
				4	19758	360	174	170	14.8					
			4	19759	360	174	170	9.7						
		R	19385.0	6	19384	381	188	178	18.15		83→85	93684	96	
			B2345927	2	19385	381	188	178	18.15		86→88	93683	84	
			19 543 14,80 60 5	2	19272	360	353	170	12.8		89→94	93683	92	
			19758.0	2	19269	360	270	170	9.3					
				4	19543	360	174	170	14.8					
				2	19552	360	269	170	8.4		1995→	93683	112	
	4		19758	360	174	170	14.8							
	4	19759	360	174	170	9.7								

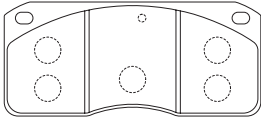
B 7-Series

B 7 155kW/211PS	1987→	F	19071.0	8	19071	410	176	200	18.3		Z-Cam-Brake (96 x L8=5mm platform, 104 x L10=8mm platform) Opti (96 x L8=5mm platform, 80 x L10=8mm platform) Ch.30000→	93683/93685	96/104			
			19941.0	8	19941	410	176	150	18.3						93683/93685	80/96
			19562.0	4	19563	394	146	203	19						93685	84
				4	19562	394	190	203	19							
		R	19068.0	8	19068	410	176	225	18.3		(96 x L8=5mm platform, 104 x L10=8mm platform) Opti (96 x L8=5mm platform, 104 x L10=8mm platform) Ch.30000→	93683/93685	96/104			
			19090.0	8	19090	410	176	175	18.3						93683/93685	96/104
			19799.0	4	19800	394	190	254	19						93685	84
				4	19799	394	146	254	19							

B 9-Series

B 9 M 180kW/245PS	1983→	F	19560.0*	4	19560	414	197	152	19		*use 19 560 19,00 00 6 / →1996	93685	88				
			19562.0	4	19561	414	159	152	19						1996→	93685	84
			19562.0	4	19562	394	190	203	19								
			19562.0	4	19563	394	146	203	19								
		R	19562.0	4	19562	394	190	203	19		→1996	93685	84				
			19562.0	4	19563	394	146	203	19								
			19799.0	4	19800	394	190	254	19						1996→	93685	84
				4	19799	394	146	254	19								

2930209560
29302 MER 2x68



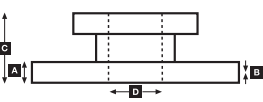
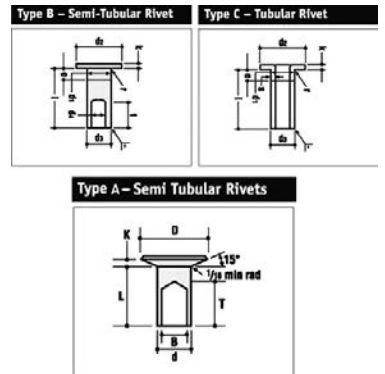
FAI104



				A	B	C	D		Kg		ABS
561920J		322	30	28	90	132	8xM14		13.6		



Rivet Ref	Head Size	Shank Ø x Shank Length	Drawing type	Head Shape	T = tubular S = semi-tubular	Material	Material Description
93683	12.25	6.35 x 13	Type A	Conical	S	Steel	1 x JURID RIVETS BAG INCLUDES 100 PCS
93684	12.14	6.35 x 14.5	Type A	Conical	S	Steel	1 x JURID RIVETS BAG INCLUDES 100 PCS
93685	12.14	6.35 x 16	Type A	Conical	S	Steel	1 x JURID RIVETS BAG INCLUDES 100 PCS





WVA



!

**...VOLVO****B 10-Series**

B 10 L Meritor D Lisa	01/95→	F	2909009560	4	29090	438	250	114	28	587027				567152J
-----------------------	--------	---	-------------------	---	-------	-----	-----	-----	----	---------------	--	--	--	----------------

B 10-Series

B 10 B	1992→	F	19562.0	4	19562	394	190	203	19		S Cam-Brake	93685	84	
			19071.0	4	19563	394	146	203	19		Z-Cam-Brake (96 x L8=5mm platform, 104 x L10=8mm platform)	93683/93685	96/104	
		R	19799.0	4	19800	394	190	254	19		S Cam-Brake	93685	84	
			19068.0	4	19799	394	146	254	19		Z-Cam-Brake (96 x L8=5mm platform, 104 x L10=8mm platform)	93683/93685	96/104	
B 10 H	1979→	F	19562.0	4	19562	394	190	203	19			93685	84	
B 10 M	1993→	R	19799.0	4	19563	394	146	203	19			93685	84	
B 10 M DL				4	19800	394	190	254	19					
B 10 M GLE	1996→	R	19799.0	4	19799	394	146	254	19					
B 10 M SE, GL				4	19800	394	190	254	19					
B 10 MD	1979→													
B 10 MT	1993→													
B 10 R	1979→													
B 10 L	01/95→	R	19068.0	8	19068	410	176	225	18.3		Z-Cam-Brake (96 x L8=5mm platform, 104 x L10=8mm platform)	93683/93685	96/104	

B 12-Series

B 12 262-309kW	01/92→08/08	F	2909009560	4	29090	438	250	114	28	587027				567152J
B 12	09/08→	F	2917409560	4	29218		249	109.5	29					
		R	2917409560	4	29218		249	109.5	29					

B 12-Series

B 12	1986→	F	19071.0	8	19071	410	176	200	18.3		Z-Cam-Brake (96 x L8=5mm platform, 104 x L10=8mm platform)	93683/93685	96/104	
		R	19068.0	8	19068	410	176	225	18.3		Z-Cam-Brake (96 x L8=5mm platform, 104 x L10=8mm platform)	93683/93685	96/104	
B 12 L	1995→	R	19068.0	8	19068	410	176	225	18.3		(96 x L8=5mm platform, 104 x L10=8mm platform)	93683/93685	96/104	

B 12M (Incl 6x2)

	1995→	R	19068.0	8	19068	410	176	225	18.3		(96 x L8=5mm platform, 104 x L10=8mm platform)	93683/93685	96/104	
--	-------	---	----------------	---	-------	-----	-----	-----	------	--	---	-------------	--------	--

B 7000-Series

B7000	09/08→	F	2917409560	4	29218		249	109.5	29					
		R	2917409560	4	29218		249	109.5	29					

B 8000-Series

B8000	09/08→	F	2917409560	4	29218		249	109.5	29					
		R	2917409560	4	29218		249	109.5	29					

B 9000-Series

B9000	09/08→	F	2917409560	4	29218		249	109.5	29					
		R	2917409560	4	29218		249	109.5	29					



...VOLVO

Citybus

B7L, B7LA, B7TL, B9TL, B10BLE (S/D), B10L, B10LA (S/D), B10TL (D/D & 6x2)	F	2909009560	4	29090	438	250	114	28	587027			567152J
--	---	-------------------	---	-------	-----	-----	-----	----	---------------	--	--	----------------

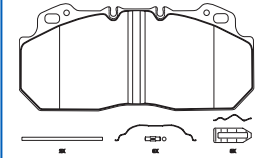
Citybus

B7L, B7LA, B7TL, B9TL, B10BLE (S/D), B10L, B10LA (S/D), B10TL (D/D & 6x2)	R	19068.0	8	19068	410	176	225	18.3		(96 x L8=5mm platform, 104 x L10=8mm platform)	93683/93685	96/104
		19090.0	8	19090	410	176	175	18.3		Opt (96 x L8=5mm platform, 104 x L10=8mm platform)	93683/93685	96/104
		19071.0	8	19071	410	176	200	18.3		Opt (96 x L8=5mm platform, 104 x L10=8mm platform)	93683/93685	96/104

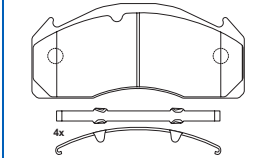
TX (8000.9000)

	01/00→	F	2912509560	4	29125	250	111	29					
			2909009560	4	29090	438	250	114	28	587027	D-Lisa Opt		567152J
		R	2912509560	4	29125	250	111	29					

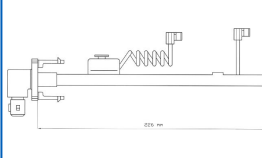
2909009560
29090 MER D-LISA



2912509560
29125 MER D-DUCO



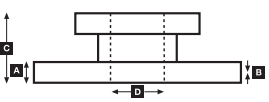
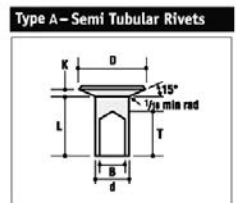
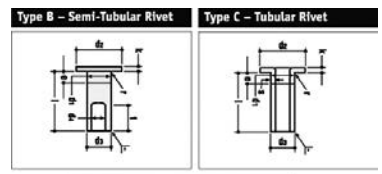
587027 ↔ 226
2



567152J				A	B	C	D		Kg		ABS
		438	45	38	127.1	195	10xM16		35		



Rivet Ref	Head Size	Shank Ø x Shank Length	Drawing type	Head Shape	T = tubular S = semi-tubular	Material	Material Description
93683	12.25	6.35 x 13	Type A	Conical	S	Steel	1 x JURID RIVETS BAG INCLUDES 100 PCS
93685	12.14	6.35 x 16	Type A	Conical	S	Steel	1 x JURID RIVETS BAG INCLUDES 100 PCS





WVA



!



ATE BREMSEN

All											
Mercedes-Benz Volkswagen	F	571844J	4	21576	156	65	19	Different plug design			
		573190J	4	23990	156	65	20.5				
		571934J	4	21883	156	68.5	19.6				
		571236J	4	20011	77	70	18.5				
	R	571845J	4	21904	64	57.4	17				
		571846J	4	21621	141	49	17				
		573191J	4	21592	156.4	55.2	18.5				
		2915309560	4		164.4	72.8	20				

HALDEX

DB 19											
Gigant, Renault Trucks, Volvo Applications		2918105390	4	29207	210.5	92	30				
DB 22 LT											
Gigant Applications		FCV1814BFE	4	29195	210	93.8	30				
DBT 22 LT											
SAF SBS2220		2927404420	4	29274	210	94	30				
MK II, MK III											
DB 22 disc brake versions for 22.5" Wheel		FCV1901B	4	29120	248	105	30		without bump		
MK IV, Modul-X											
DB 22 disc brake versions for 22.5" Wheel		2914305390	4	29143	248	108.3	30		with bump		

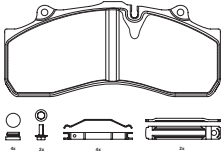
KNORR-BREMSE

All											
K65 Coach Applications K85 Coach Applications	F	2968805440	8	29688	110	99	27				
		2974709560	8	29747	140	121	33				
SB/SN5000 Truck/Trailer Applications 17.5" Wheels	F	2914809560	2	29148	185	84	34				
			2	29115	175	84	27				
	R	2914809560	2	29148	185	84	34				
			2	29115	175	84	27				
SB/SN6000 Trailer Applications 19.5" Wheels	→04/03 05/03→	R	2928705390	4	29287	211	100	30	05/03→ only BPW Axle SB3745T - double notch		
			2926505390	4	29265	210.5	92.5	30			
SB/SN6000 Truck Applications 19.5" Wheels	F	2928705390	4	29287	211	100	30				
		R	2928705390	4	29287	211	100				
SB/SN7000 Trailer Applications 22.5" Wheels	→04/03 05/03→	R	2925305390	4	29253	247.5	109.5	30	05/03→ only BPW Axle SB4345T - double notch		
			2926305390	4	29263	247.5	109.5	30			
SB/SN7000 Truck/Coach Applications 22.5" Wheels	F	2925305390	4	29253	247.5	109.5	30				
		R	2925305390	4	29253	247.5	109.5				
SB/SN7000 Urban Bus Applications 22.5" Wheels	F	2925305390	4	29253	247.5	109.5	30				
		R	2925305390	4	29253	247.5	109.5				
SK7 Trailer Applications	→04/03 05/03→	R	2925705390	4	29257	211	108	30	ALL APPLICATIONS only BPW Axle SB4309T - double notch		
			2926405390	4	29264	211	108	30			
SL7 Mercedes-Benz Applications	10/10→	R	2924405390	2	29244	207.6	113.7	30			
			29245	2	29245	207.6	113.7	35			
SM7 Mercedes-Benz Applications	10/10→	F	2924605390	2	29246	244.6	113.7	30			
			29247	2	29247	244.6	113.7	35			
SAF Applications											
Knorr ST7-430	2015→	R	2931905390	2	29318	215	108.5	32			
				2	29319	215	108.5	35			
Schmitz CargoBull Applications											
Knorr ST7-430	2015→	R	2932805390	2	29328	215	108.5	32			
				2	29329	215	108.5	35			

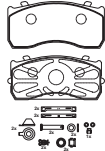


ATE BREMSSEN - KNORR-BREMSE

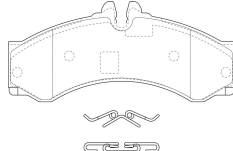
2914305390
29143 HAL DB22



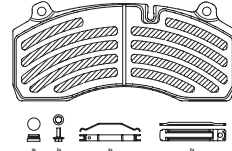
2914809560
29115/29148 KNR SB/SMS



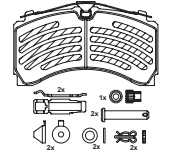
2915309560
29153 PERROT



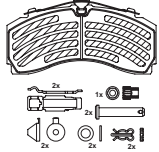
2918105390
29181 HALDEX



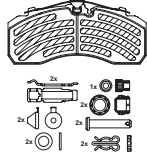
2924405390
29244/29245 KNR SL7



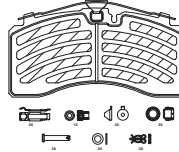
2924605390
29246/29247 KNR SM7



2925305390
29252 KNR SB/SN7



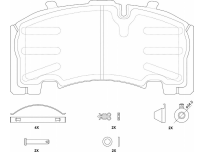
2925705390
29257 KNR SK7



2926305390
29263 SB4345T (SB7)



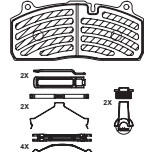
2926405390
29264 SB4309T (SK7)



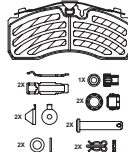
2926505390
29265 SB3745T (SB6)



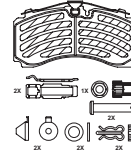
2927404420
29274 HAL DBT22LT



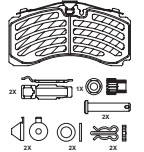
2928705390
29287 KNR SB/SN6



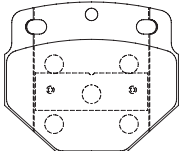
2931905390
29318/29319 KNR ST7-430



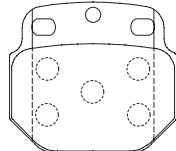
2932805390
29328/29329 KNR ST7-430



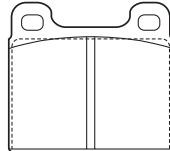
2974709560
29747



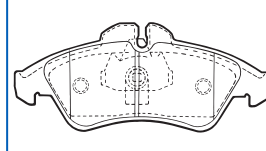
2968805440
29688 KNR K 65



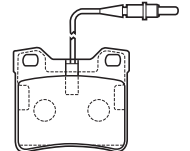
571236J
20011 ATE



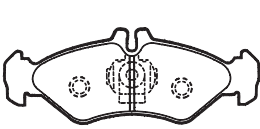
571844J
21576 ATE



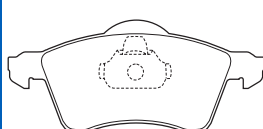
571845J
21279 ATE



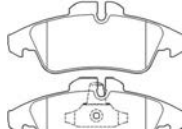
571846J
21621 ATE



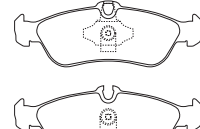
571934J
21883 ATE



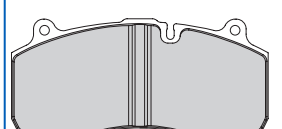
573190J
23990 ATE



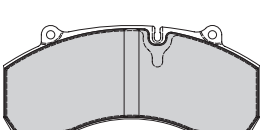
573191J
23901 ATE



FCV1814BFE
29195 Haldex DB22LT



FCV1901B
29120 Haldex DB22



ATE BREMSSEN - KNORR-BREMSE



WVA



!

**MERITOR**

All											
C-Duco	2000→	R	2913709560	4	29137	210	102.5	29			
C-Lisa			2910009560	4	29100	214	112	25			
D-Duco	2000→	F	2912509560	4	29125	250	111	29			
		R	2912509560	4	29125	250	111	29			
DLE-Duco		R	FCV1952B	4	29151	216	97	29			
D-Lisa	1991→	F	2909009560	4	29090	250	114	28			
D2	07/87→	F	FCV769	4	29043	204	97	24			
D3/D-Elsa 1		F	2903005390	4	29030	250	118.5	28		Alternative	
			2903009560	4	29030	250	118.5	28			
		R	2903005390	4	29030	250	118.5	28		Alternative	
			2903009560	4	29030	250	118.5	28			
D3/D-Elsa 1 oversize 30mm		F	2905305390	4	29053	250	118.5	30			
		R	2905305390	4	29053	250	118.5	30			
D-Elsa 2		F	2913109560	4	29131	250	118	30			
		R	2913109560	4	29131	250	118	30			
DX 195	1998→	R	2912409560	4	29155	205	102	27			
DX 225	1998→	F	2915009560	4	29150	249	117.5	30			
		R	2915009560	4	29150	249	117.5	30			
Elsa 195	2003→	R	2916909560	4	29169	211	100	30			
Elsa 225-1		R	2917309560	4	29203	216	99.5	29			
Elsa 225-3		F	2917409560	4	29218	249	109.5	29			
		R	2917409560	4	29218	249	109.5	29			
EX225H2		R	FCV4311B	4	29187	249.4	114	29			

WABCO

MAXX17											
All Applications			2908809560	4	29088	176	83	26			
MAXX22											
22.5" Wheel MAN vehicles	09/10→		2922305390	4	29223	217.5	108	30.5			
PAN 17											
All Applications			2908809560	4	29088	176	83	26			
PAN 19-1											
All Applications			2915905390	4	29159	210.5	92.5	30			
PAN 19-2											
DAF/Renault Trucks Applications			2914209569	4	29141/ 29142	204.5	99.5	30			
PAN 22											
SMB			FCV1366	4	29154	248	108	30			
PAN 22-1											
SMB/SAF			2916205390	4	29162	210.5	109.5	31			
Wabco 456 F-Ö											
DAF, Iveco, Leyland Applications			2901709560	4	29017	191	89	23			
Iveco Applications			FCV952	4	29029	191	87	23			
Iveco, Leyland Applications			2902409561	4	29024	191	89	23			
Wabco 485 F-Ö											
Iveco Bus Applications			2901609561	8	29016	163	111	28			
Wabco 1000 V-G											
MAN Applications			2905509560	4	29055	176	83	22			
Wabco 1600 V-G											
DAF Applications			2907705390	4	29077	205	106	27			



MERITOR - WABCO

2901609561
29016 WABCO

2901709560
29017 WABCO

2902409561
29024 WAB 456 F-Ö

2903005390
29030 MER D3/D-ELSA 1

2903009560
29030 MERITOR

2905305390
29053 MER D3/D-ELSA 1

2905509560
29055 WAB 1000 V-G

2907705390
29077 WAB 1600 V-G

2908809560
29088 WAB PAN 17

2909009560
29090 MER D-LISA

2910009560
29100 MERITOR

2912409560
29124 MER DX195

2912509560
29125 MER D-DUCO

2913109560
29131 MER D-ELSA2

2913709560
29137 MER C-DUCO

2914209569
29142 WAB PAN 19-2

2915009560
29150 MER DX225

2915905390
29159 WAB PAN 19-1

2916205390
29162 WAB PAN 22-1

2916909560
29169 Meritor Elsa195

2917309560
29173 MER Elsa225-1

2917409560
29174 MER Elsa225-3 (ex-PNG)

2922305390
29223 WABCO MAXX22

FCV769
29187 MERITOR D2







FCV952
29029 WAB 456 F-Ö






FCV1366
29154 WABCO PAN22

FCV1952B
29151 MERITOR DLE-Duco

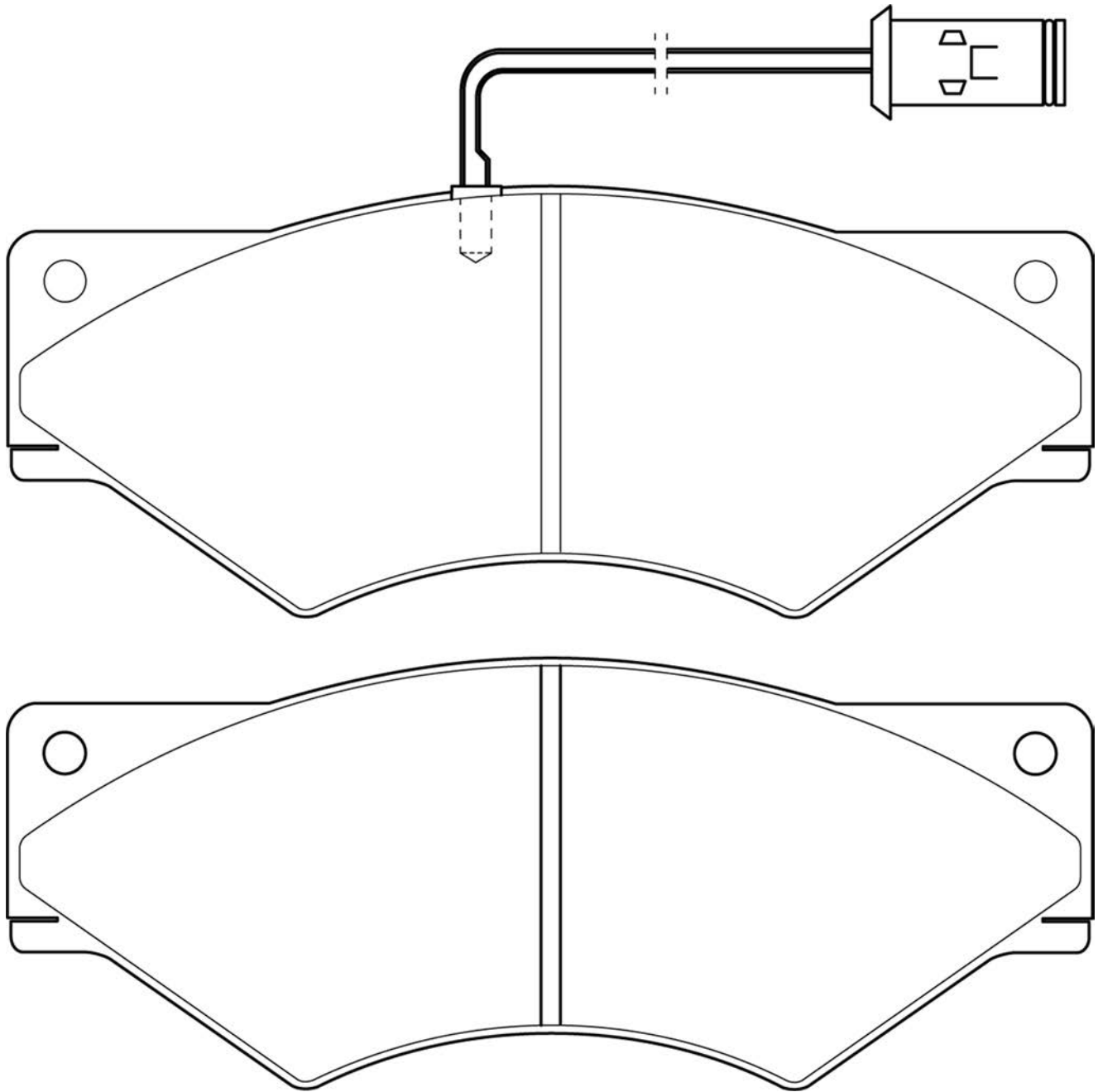
FCV4311B
29223

MERITOR - WABCO

	WVA					
2900109561	29001	WABCO	174	69	20	IVECO
2901109560	29011	KNR ADB 4300	241	125	25	IVECO
2901309561	29013	S.E.E. 2 x 67	183	87	21	RVI
2901609561	29016	WABCO	163	111	28	IVECO Bus
2901709560	29017	WABCO	191	89	23	DAF, IVECO, Leyland
2902409561	29024	WAB 456 F-Ö	191	89	23	IVECO, Leyland
2903005390	29030	MER D3/D-ELSA 1	250	118,5	28	MAN
2903009560	29030	MERITOR	250	118,5	28	MERCEDES 0350/0404
2903209560	29032	KNR ADB 3700	206	107	25	IVECO
2904409561	29044	SEE	236	95	20	RVI - Bus
2905305390	29053	MER D3/D-ELSA 1	250	118,5	30	Truck/coach (Oversize)
2905509560	29055	WAB 1000 V-G	176	83	22	MAN
2906509560	29065	MER 2x60	175	86	22	IVECO, RVI
2906709560	29067	MER 2x68	176	79	22	IVECO, RVI
2907209561	29072	BREMBO	170	111	19	MENARINI, RENAULT BUS
2907509561	29186/29075	BRE Bi-disc	180	106	20	IVECO
2907604530	29076	PERROT	164,5	73	19,5	MERCEDES Sprinter, VW LT
2907705390	29077	WAB 1600 V-G	205	106	27	DAF
2908809560	29088	WAB PAN 17	176	83	26	DAF, IVECO, MAN, RVI
2909009560	29090	MER D-LISA	250	114	28	RVI, VOLVO
2910009560	29100	MERITOR	214	112	25	NISSAN Atleon Range, RVI
2912104530	29121	BREMBO	165	66	20	IVECO Daily
2912109561	29121	BREMBO	165	66,5	20	NISSAN Cabstar 45.13, 45.15
2912114530	29121	BREMBO	165	66	18	IVECO Daily
2912309560	29123	BREMBO	109,5	64	20	IVECO Daily
2912409560	29124	MER DX195	205	102	27	ROR Trailers
2912509560	29125	MER D-DUCO	250	111	29	ROR, Volvo
2913109560	29131	MER D-ELSA2	250	118	30	MAN, ERF
2913709560	29137	MER C- DUCO	210	102,5	29	Volvo Truck
2914209569	29142	WAB PAN 19-2	204,5	99,5	30	RVI/DAF
2914305390	29143	HAL DB22	248	108.3	30	Discos, SAF, SMB
2914809560	29115/29148	KNR SB/SN5	174 / 185	84	27 / 34	MERCEDES BENZ
2915009560	29150	MER DX225	249	117,5	30	MENARINI M240, IVECO City Class
2915309560	29153	PERROT	164,6	73	19,7	MERCEDES Sprinter, VW LT
2915905390	29159	WAB PAN 19-1	210,5	92,5	30	SAF
2916009560	29160	BREMBO	164,5	68	20	MERCEDES Sprinter
2916205390	29162	WAB PAN 22-1	210,5	109,5	31	SAF
2916909560	29169	Meritor Elsa195	210	102,5	29	Volvo Truck / Renault Truck
2917309560	29173	MER Elsa225-1	216	99,5	29	RVI, VOLVO
2917409560	29174	MER Elsa225-3 (ex-PNG)	249	109,5	29	RVI, VOLVO
2918105390	29181	HALDEX	210,5	92	30	GIGANT/RVI/VOLVO
2919009561	29190	BOSCH	137	63	19,5	RVI Mascott 5/5,5/6/6,5 T
2919209560	29192	BREMBO	163	67	21	MERCEDES Sprinter / VW Crafter 3T 06 →
2920009560	29200	BREMBO	169,5	73,5	20,5	MERCEDES Sprinter/ VW Crafter 5T 06 →
2921305390	29213	KNR SN6	211	92,5	30	MAN TG1 13T ALLRAD
2921709560	29217	BOSCH	165	78,5	20,5	MERCEDES Sprinter/ VW Crafter 5T 06 →
2922305390	29223	WABCO MAXX22	217,5	108	30,5	MAN TGX, TGS
2922909560	29229	BREMBO	163,5	67	20,5	RENAULT Maxity
2923109560	29231	BREMBO	184	64	22,5	IVECO Daily III
2923209560	29232	BREMBO	141,5	72,5	20,5	IVECO Daily III
2924405390	29244/29245	KNR SL7	207,5	113,7	30 / 35	MERCEDES Actros IV (rear)
2924605390	29246/29247	KNR SM7	244,5	113,7	30 / 35	MERCEDES Actros IV (front)
2925305390	29252	KNR SB/SN7	247,5	109,5	30	MERCEDES BENZ, IVECO, MAN
2925603420	29256	BRE 2X68	175,5	95	27	IVECO Eurocargo 2008 onwards
2925705390	29257	KNR SK7	211	108	30	SAF Trailers
2926305390	29263	SB4345T (SB7)	248	109,5	30	BPW (Double notch)
2926405390	29264	SB4309T (SK7)	211	108	30	BPW (Double notch)
2926505390	29265	SB3745T (SB6)	211	93	30	BPW (Double notch)
2927404420	29274	HAL DBT22LT	210	94	30	SAF Axle
2928705390	29287	KNR SB/SN6	211	100	30	IVECO, MAN, MERCEDES BENZ
2930209560	29302	MER 2x68	176	80	22	AWD, Volvo
2931905390	29318/29319	KNR ST7-430	215	108.5	32/35	SAF Axle
2932805390	29328/29329	KNR ST7-430	215	108.5	32/35	Schmitz CargoBull Axle
2937409560	29374	BRE 2 x 68	175	175	86	IVECO
2955405880	29554	ATE	90	74	15	MERCEDES Unimog
2968805440	29688	KNR K 65	110	99	27	AUWÄRTER, IVECO
2974705440	29747	KNR K 85	140	121	33	BOVA, DAF, MAN, NEOPLAN, SETRA, VAN HOOL
2983505440	29835	MERITOR	175	85	22	MERCEDES BENZ
2983509560	29835	MERITOR	175	85	22	MERCEDES T2

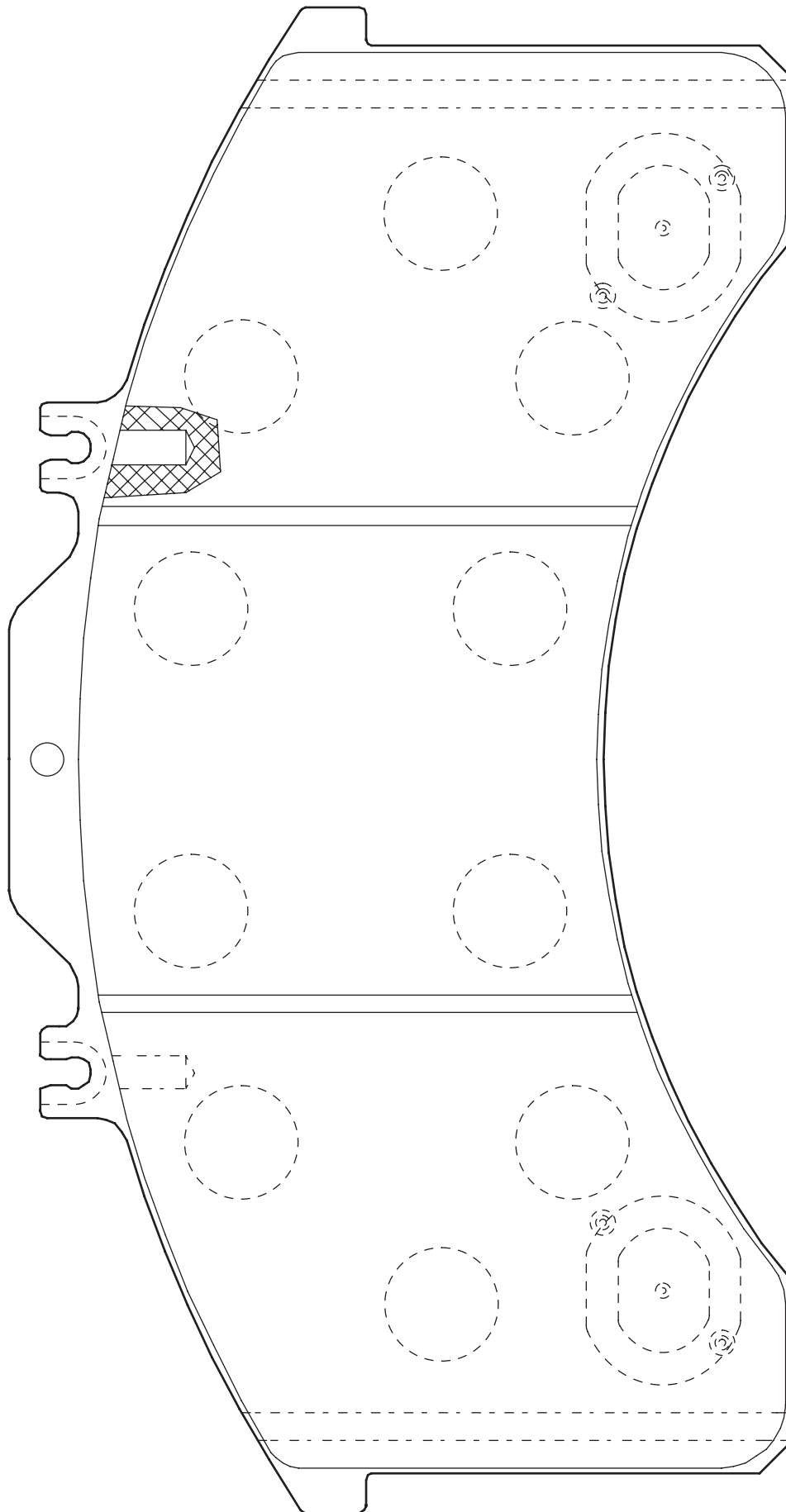
JURID®	VVA					
2998404612*	29984	BENDIX	167	62	17	NISSAN Trade
571233	20364	LKD	90	70	15	FORD Transit
571236	20011	ATE	77	70	18,5	VOLKSWAGEN
571246	20570	BDX	105	56	18,5	RENAULT Trafic
571250	20359	LKD	102	75	18	FORD Transit, IVECO Daily
571255	20280	ATE	90	74	18	VOLKSWAGEN
571272	20784	PER	149	74	18	MERCEDES Sprinter
571306	20927	BDX	154	56	18,5	RENAULT Trafic
571321	20380	BRE	110	73	18,5	IVECO Daily, Grinta
571325	21048	BRE	110	74	18,5	IVECO Daily, Grinta
571336	21141	BDX	114	58	18	FORD Transit
571368	29071	TRW	167	62	17	RVI B
571379	20759	LKD	102	75	18	IVECO Daily
571380	20979	TRW	130	56	19,5	VW Transporter T2, T3, LT
571416	29037	BRE	110	73	18,5	IVECO Daily, Grinta
571419	29012	BRE	149	69	18	IVECO Daily, Daily II
571422	21620	BRE	110	73	18,5	IVECO Daily, Grinta
571442	21480	LKD	105	75	18	IVECO Daily
571444	20653	LKD	102	75	18	IVECO Daily
571446	20465	LKD	149	69	18	IVECO Daily, Grinta, Mercedes Benz
571458	20652	TRW	92	80	18	VOLKSWAGEN
571460	20124	TRW	130	54,5	19	VW Transporter T4
571521	21573	BDX	146	61	14	MERCEDES MB100
571745	21470	BDX	139	65	18	FORD Transit
571746	21469	BDX	137	74	18	FORD Transit
571822	20904	LKD	127	71	18	RVI
571825	21186	PER	149	69	18	MERCEDES Sprinter
571844	21576	ATE	156	65	19	MERCEDES Sprinter, Vito VW LT
571845	21279	ATE	64	57,5	17	MERCEDES Sprinter, Vito
571846	21621	ATE	141	49	17	MERCEDES Sprinter, VOLKSWAGEN LT
571847	21478	TRW	130	65,5	19	VW Transporter T4
571859	20934	BDX	146	61	14	MERCEDES MB100
571875	21882	TRW	95	57,5	17,5	VW Transporter T4
571932	23302	BOS	139	66,5	18	RENAULT Master
571934	21883	ATE	156	68,5	19,5	VW Transporter T4
571946	23022	BOS	135	66	20,5	MERCEDES Sprinter, Vito
571947	23020	BOS	104	53	18	MERCEDES Vito
571948	21634	TRW	91	81	18	VW Transporter T4
571950	23021	BOS	126	63	18,5	MERCEDES Sprinter, VW LT
572564	23435	BOS	169	64,5	18	NISSAN Cabstar E
573015	23430	BOS	169	63,5	18,5	FORD Transit
573045	23034	ATE	157	79	19	VW Transporter T4
573046	23176	TRW	91	81	18	VW Transporter
573047	23269	ATE	161	73 / 74,5	20	VW Transporter T4
573050	21479	TRW	130	65,5	19	VOLKSWAGEN Transporter
573055	23669	BOS	116	51,5	19	RENAULT Master
573058	23099	TRW	145	62,5	18	RENAULT Trafic
573059	23980	TRW	95	57	17	RENAULT Trafic
573081	29139	BRE	110	73	18,5	IVECO Daily, Daily II
573106	23163	ATE	156	68,5	19,5	VW Transporter T4
573107	23613	BOS	138	79,5	18	RENAULT Master
573110	23840	BOS	169	62,5	18,5	FORD Transit
573159	23468	ATE	155 / 156	73 / 75	18,5 / 20	VW Transporter
573160	23747	ATE	155 / 156	73 / 75	17,5 / 18	VW Transporter
573174	29140	BRE	110	73	18,5	IVECO Daily, Daily II
573191	23901	ATE	156	55	18,5	MERCEDES Sprinter
573220	23326	TRW	116	59	17,5	VW Transporter
573221	24007	BOS	162	60,5	21	MERCEDES Vito
573222	24008	BOS	99	49	18,5	MERCEDES Vito
573275	24484	BOS	165	66,5	19	FORD Transit
573276	24485	BOS	165	65	19	FORD Transit
573277	24486	BOS	123	53,5	17	FORD Transit
573301	24367	ATE	140,5 / 141	51 / 54	19	VW Transporter T5
573318	23921	BRE	110	50	20,5	NISSAN Cabstar RENAULT Maxity
573357	25148	BRE	163,5	65	18,5	RENAULT Master
573358	25172	BRE	163,5	63	18	RENAULT Master
573359	25112	BRE	128,5	59,5	18	RENAULT Master
573513	29001	PER	174	69	20	IVECO Daily

*Available until stock lasts

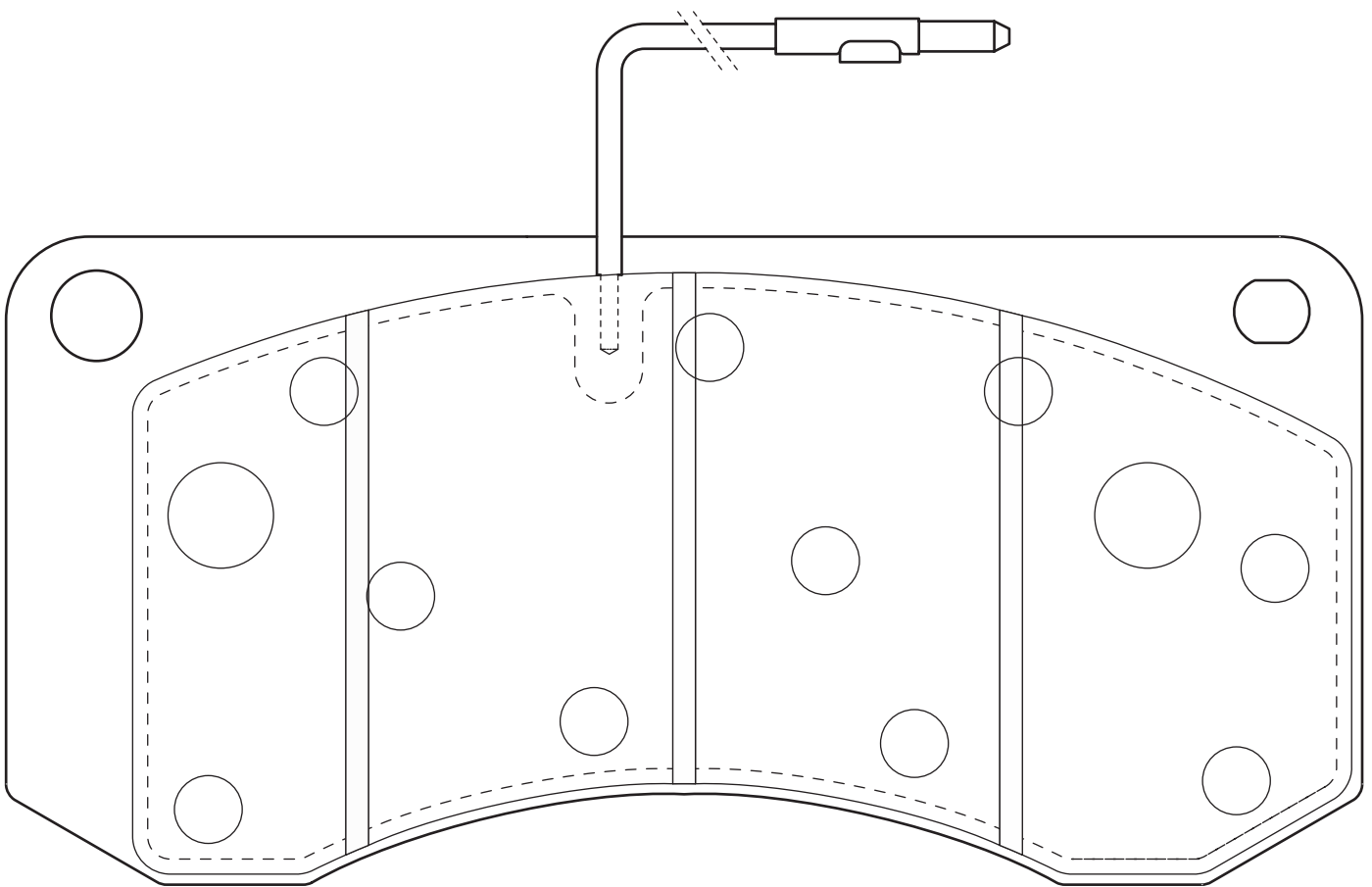
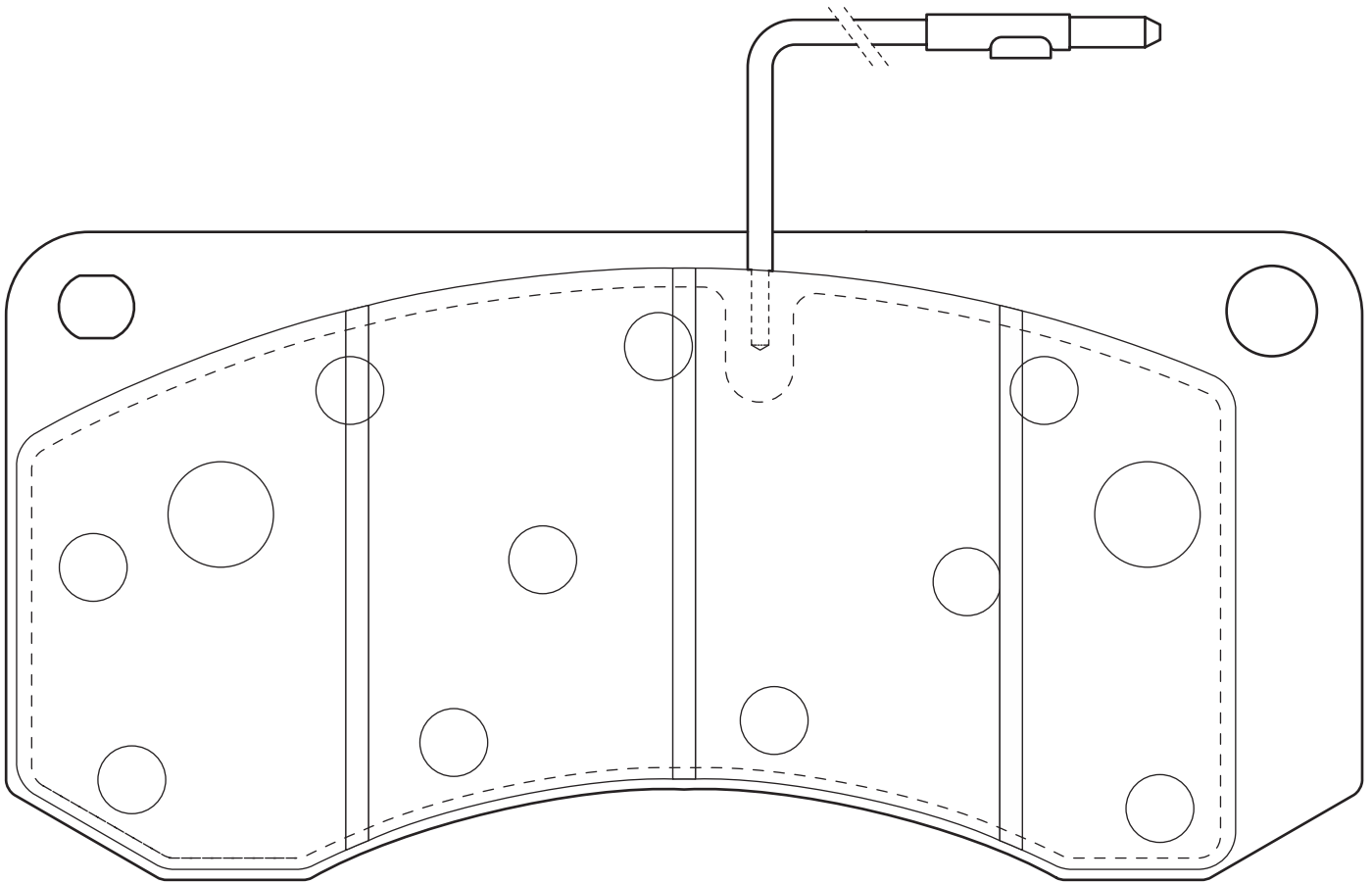




IVECO



RVI

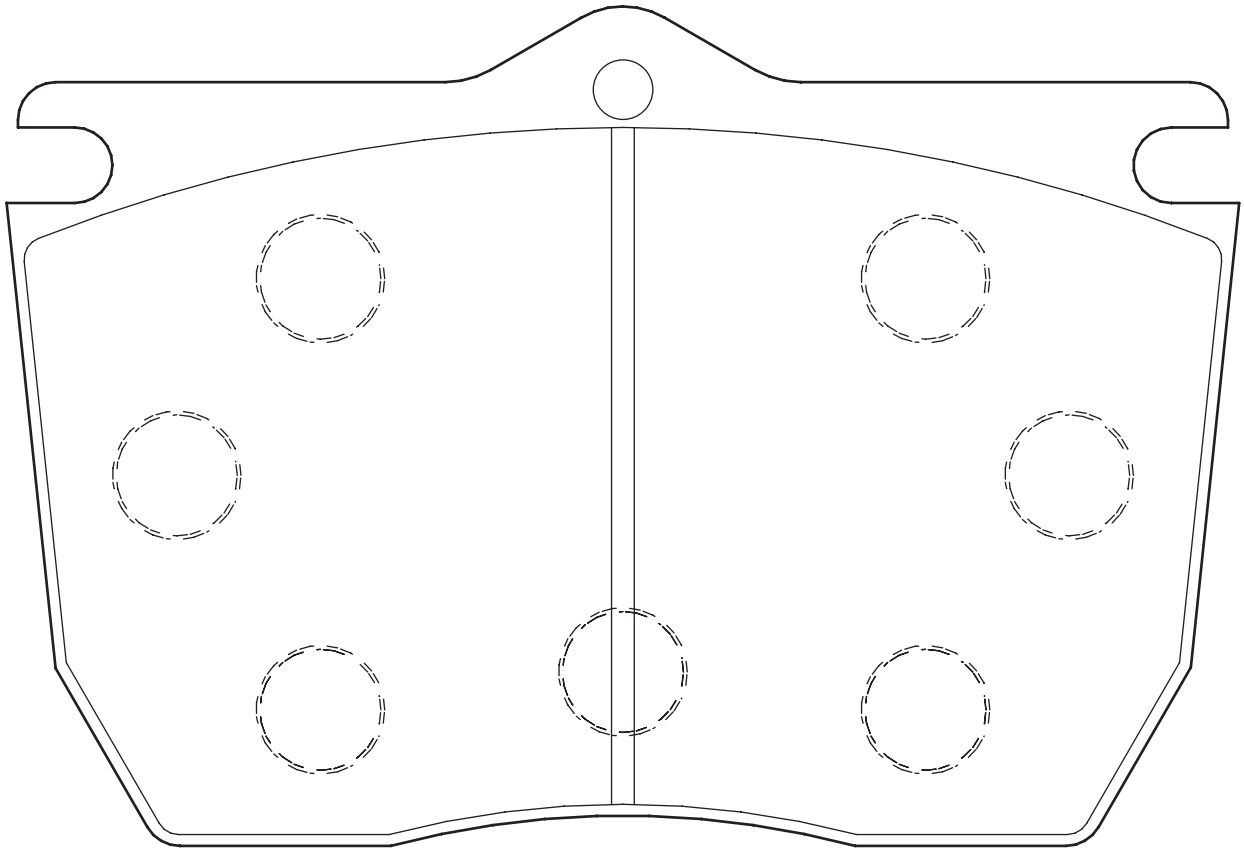


2901609561

29016



IVECO Bus

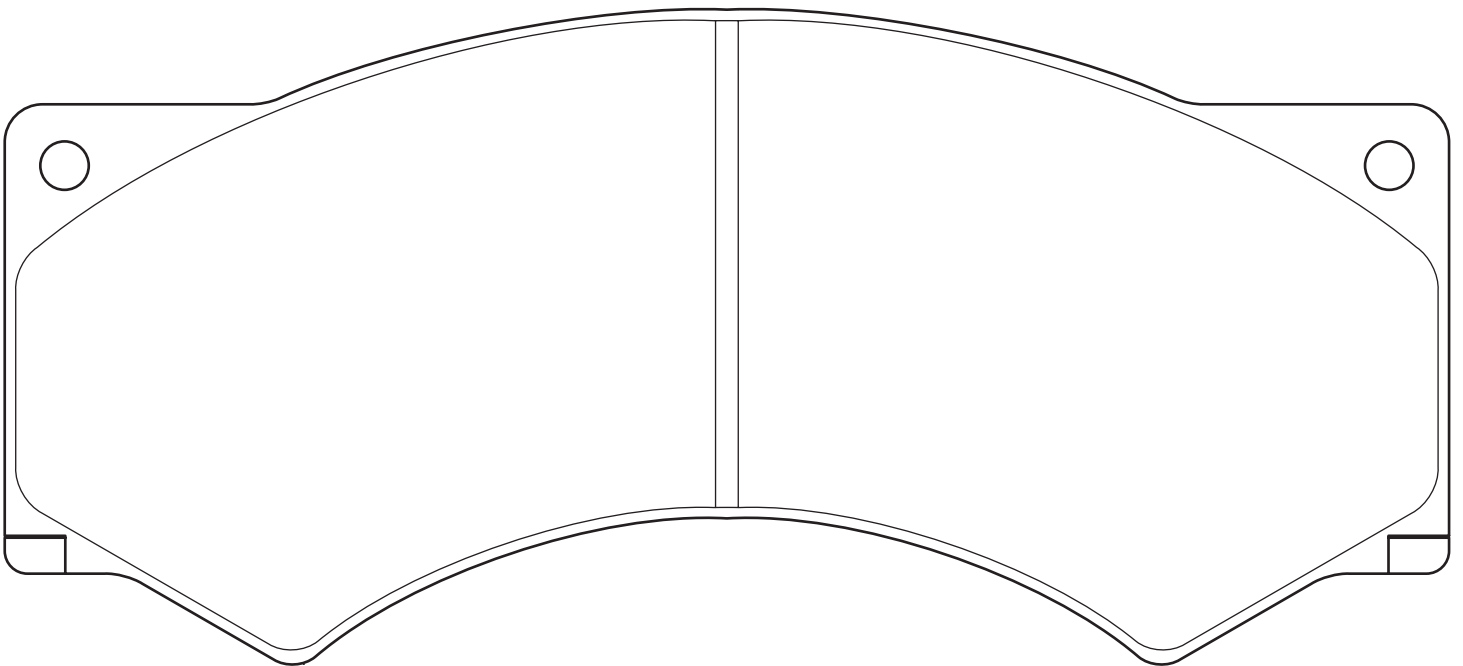


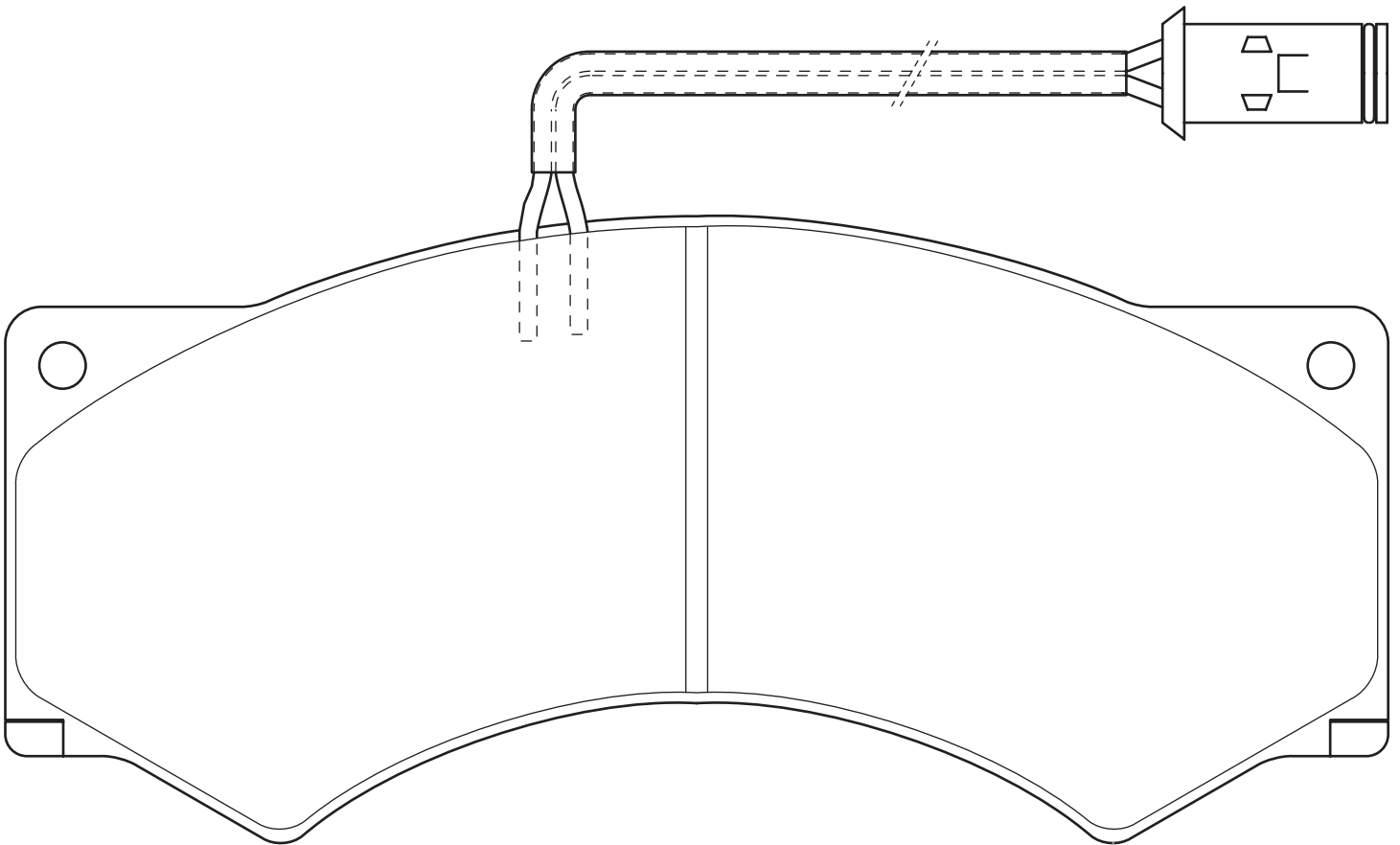
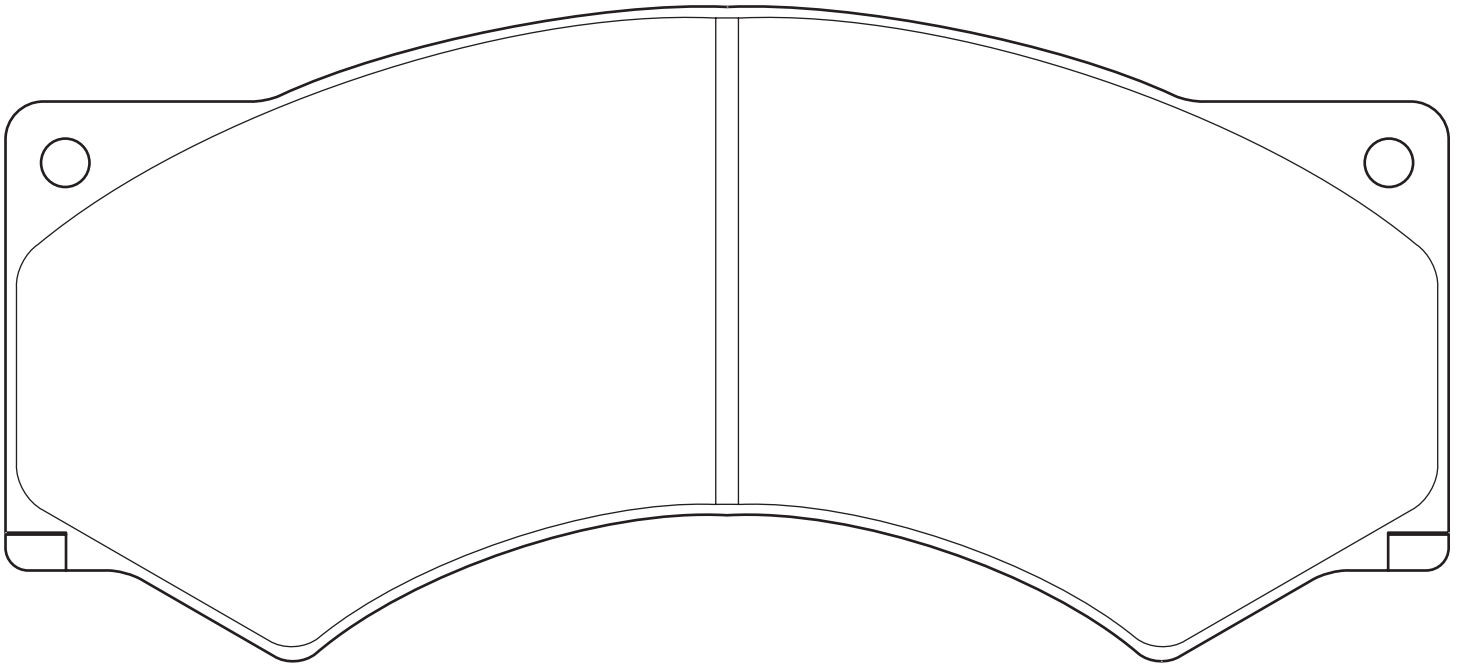
2901709560

29017

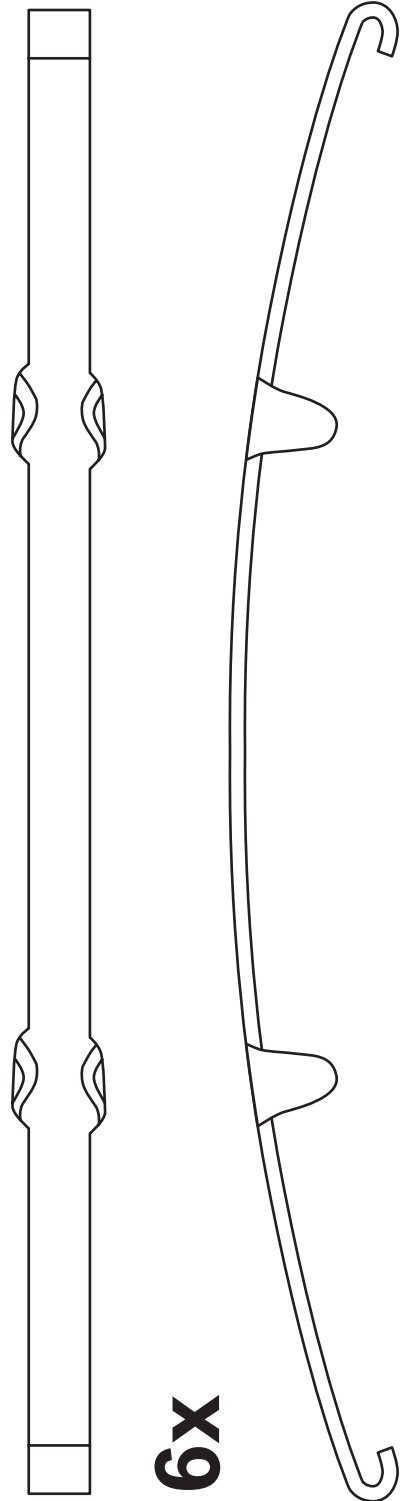
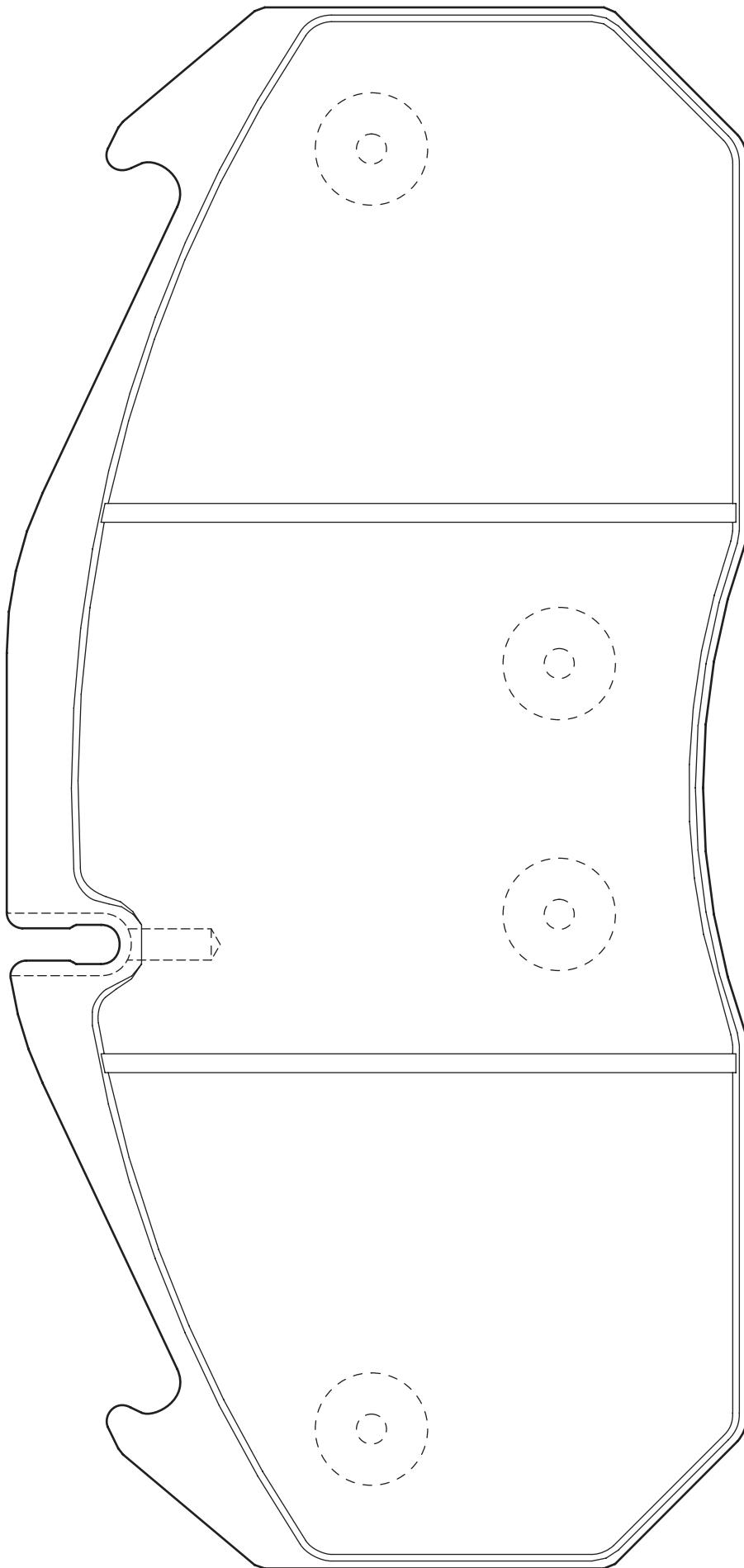


DAF, IVECO, Leyland

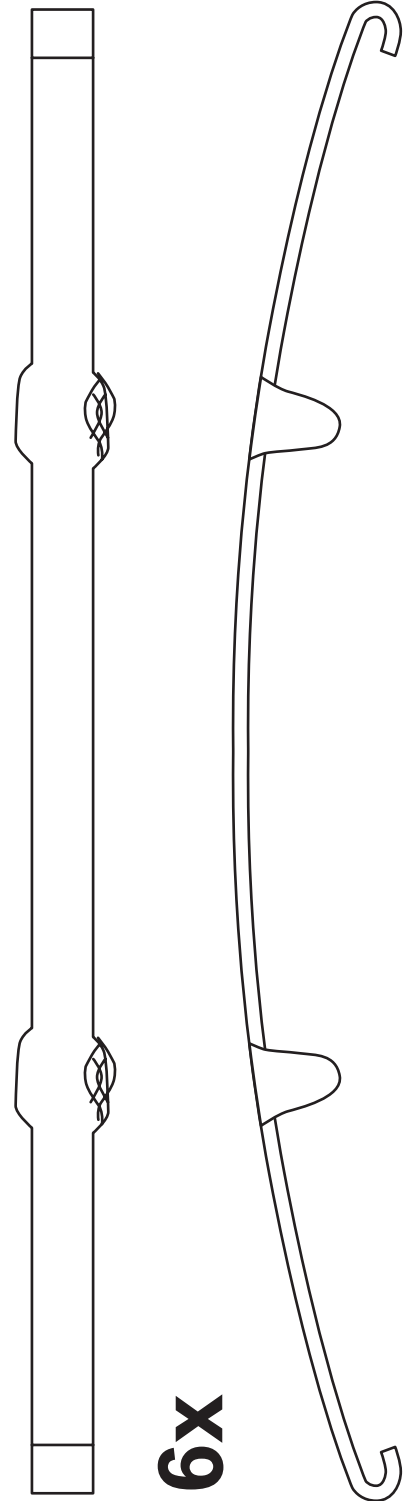
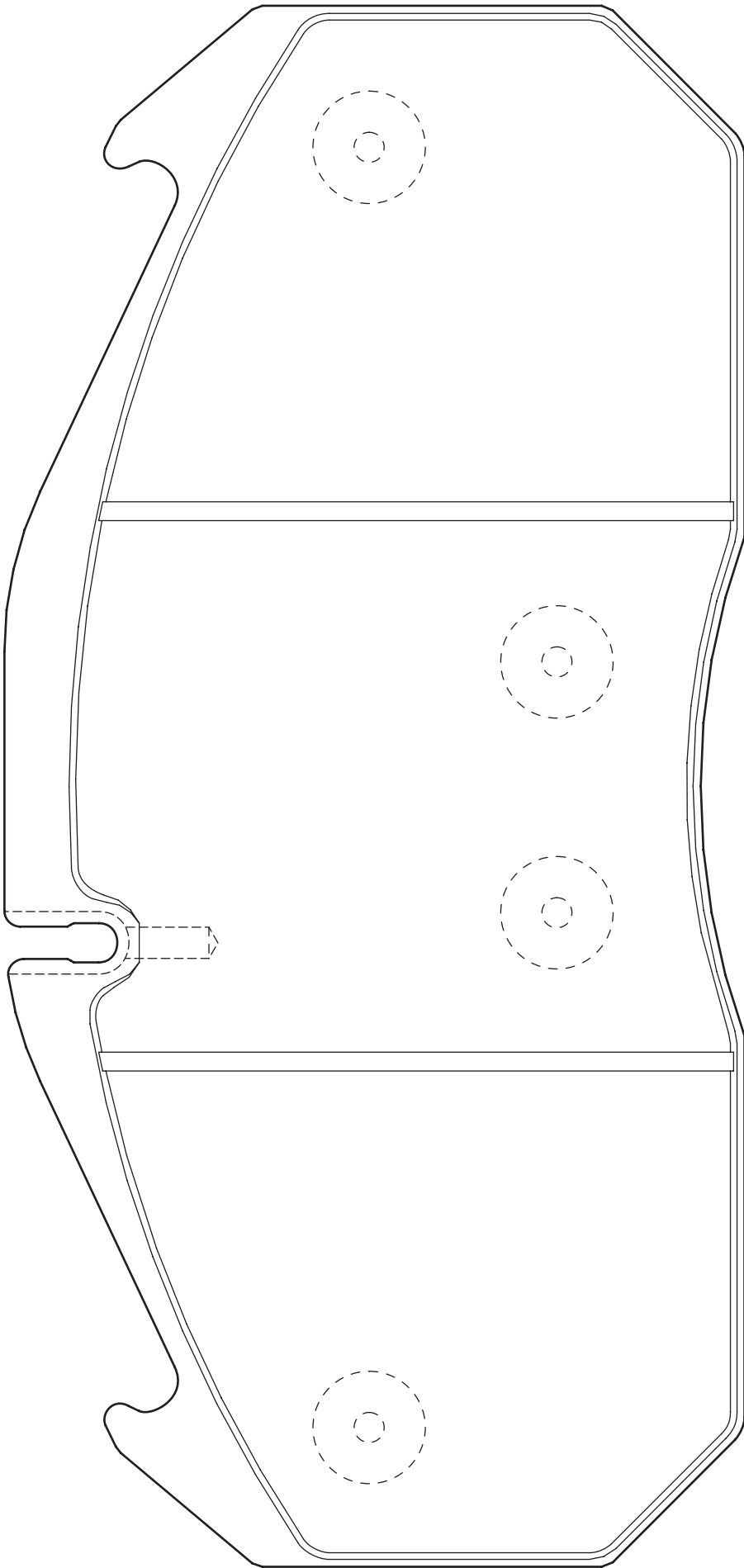




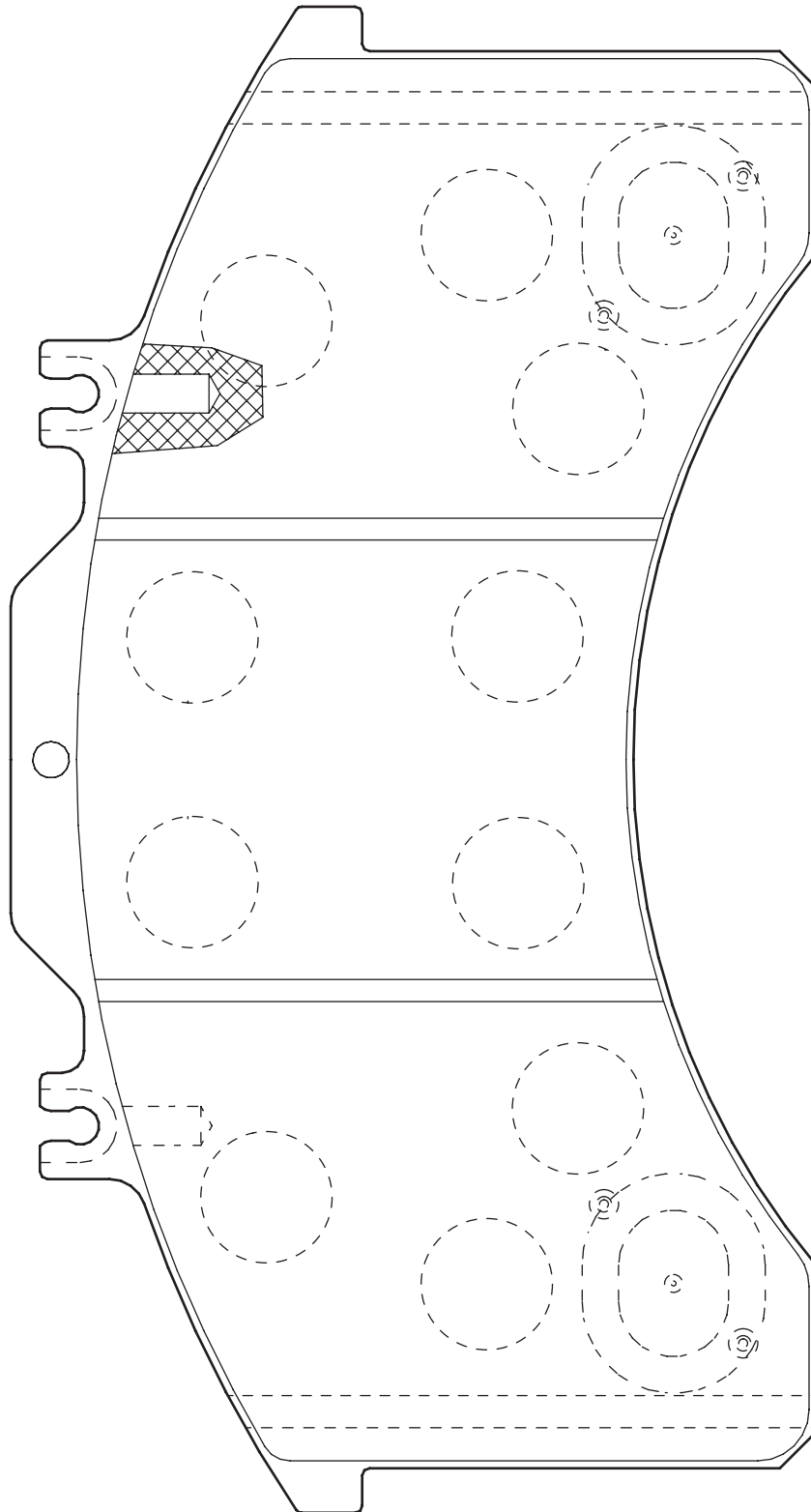
MAN

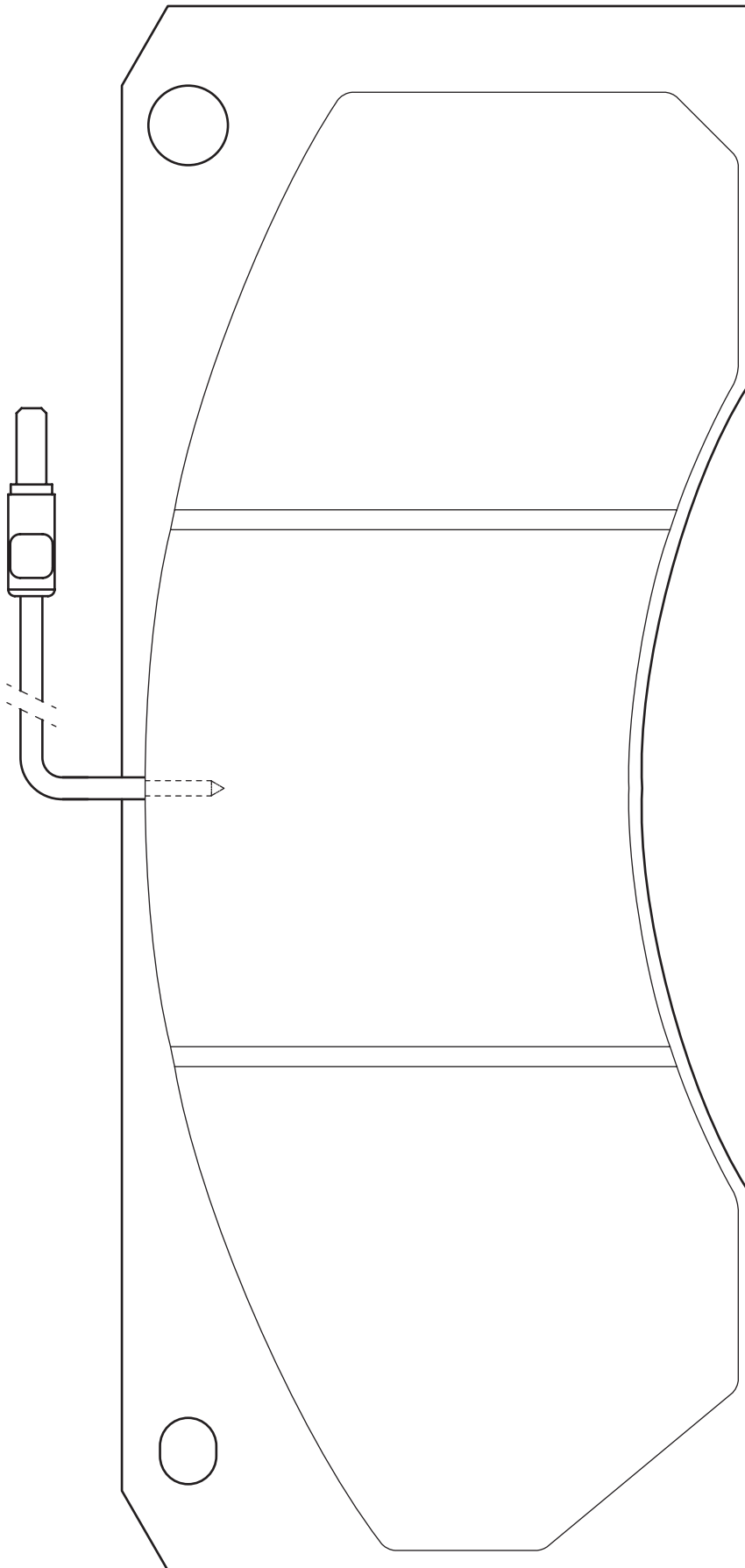


6x

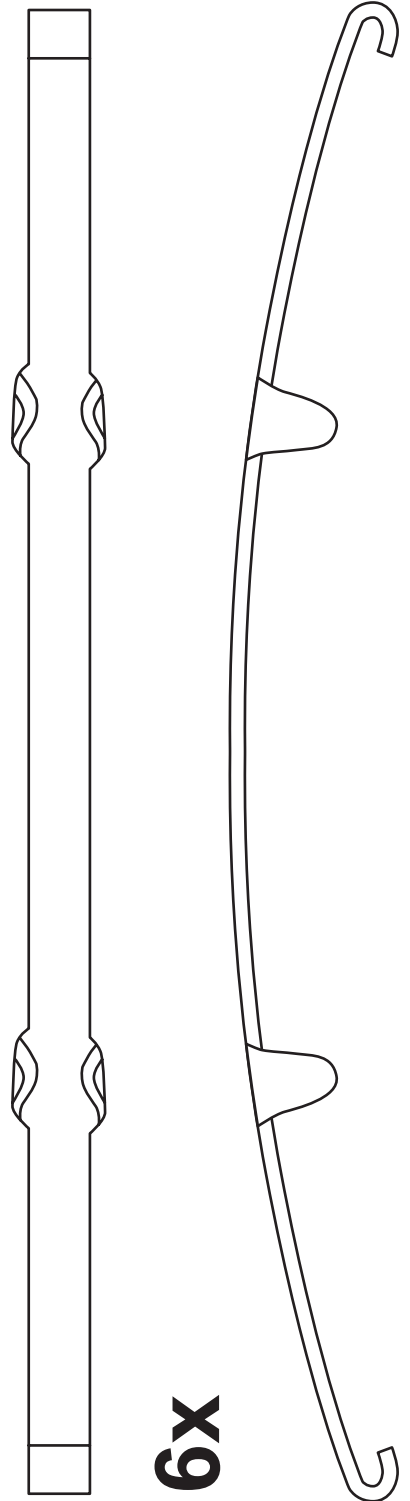
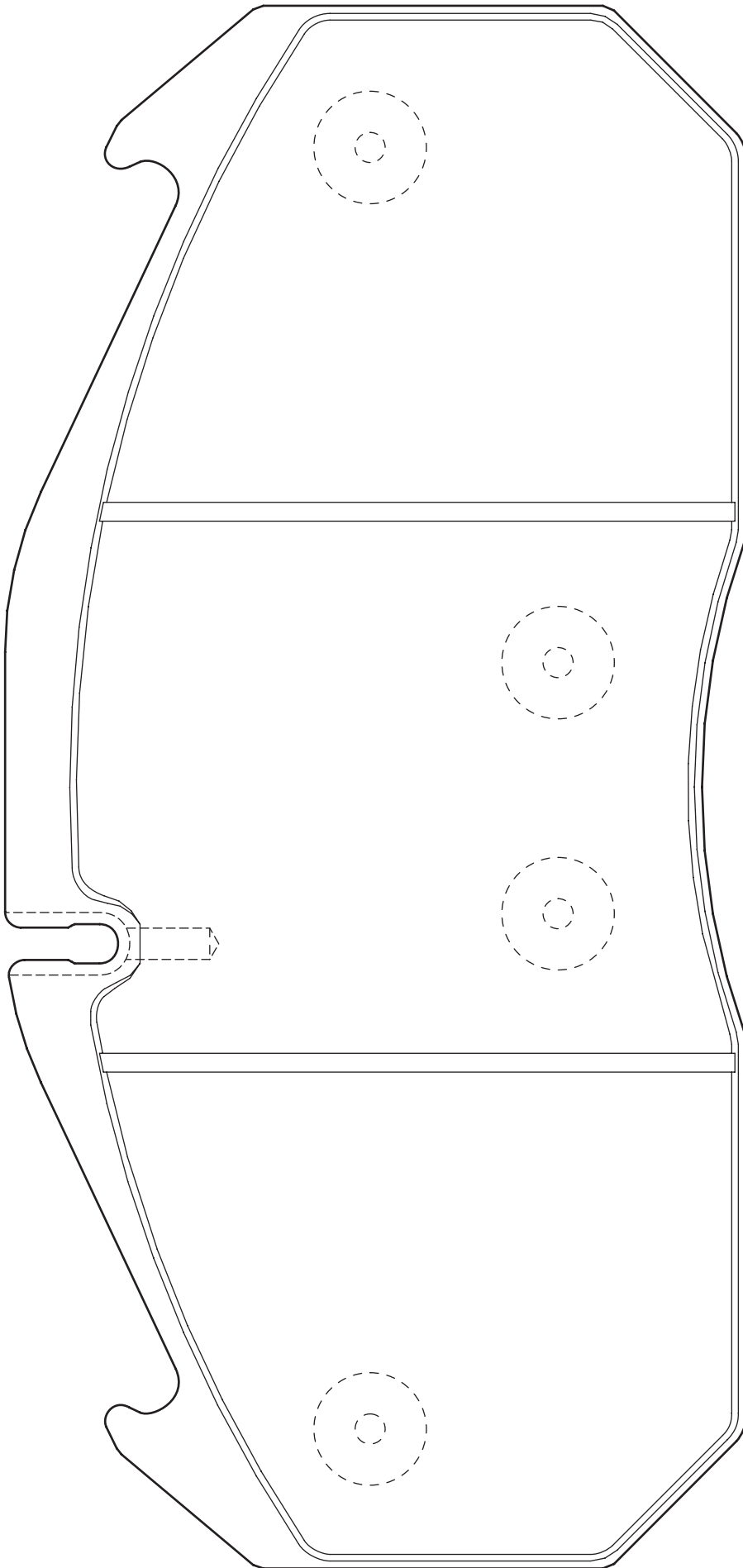


IVECO



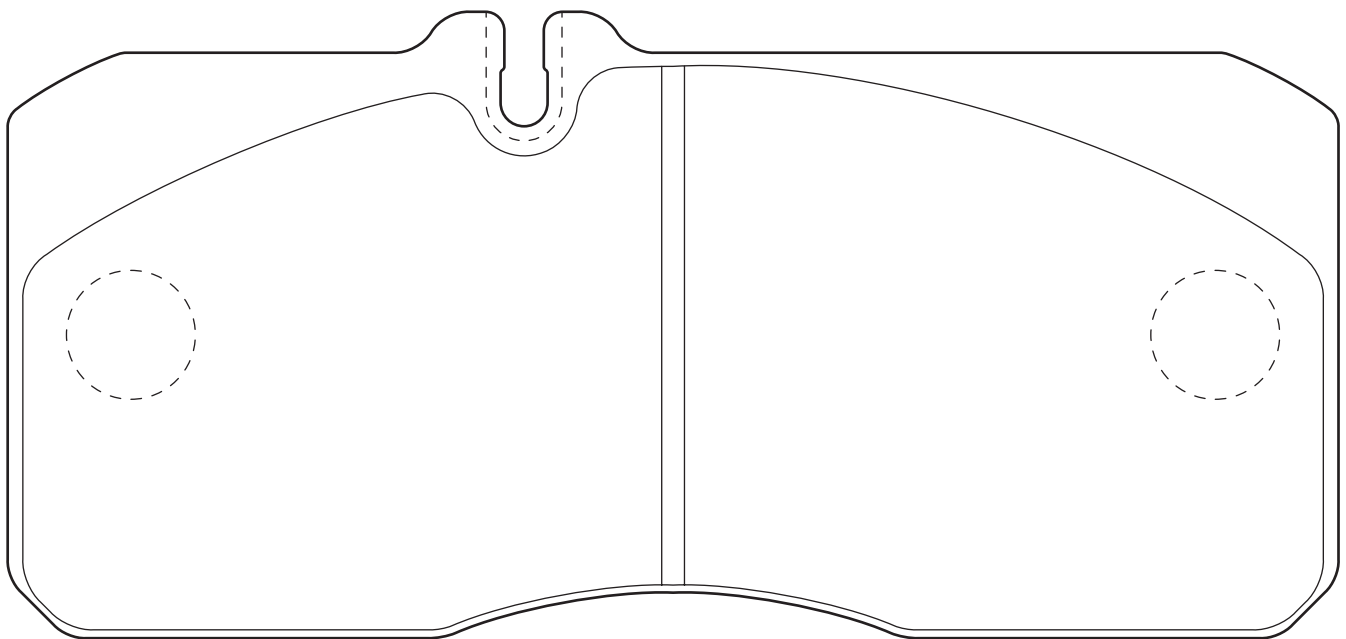
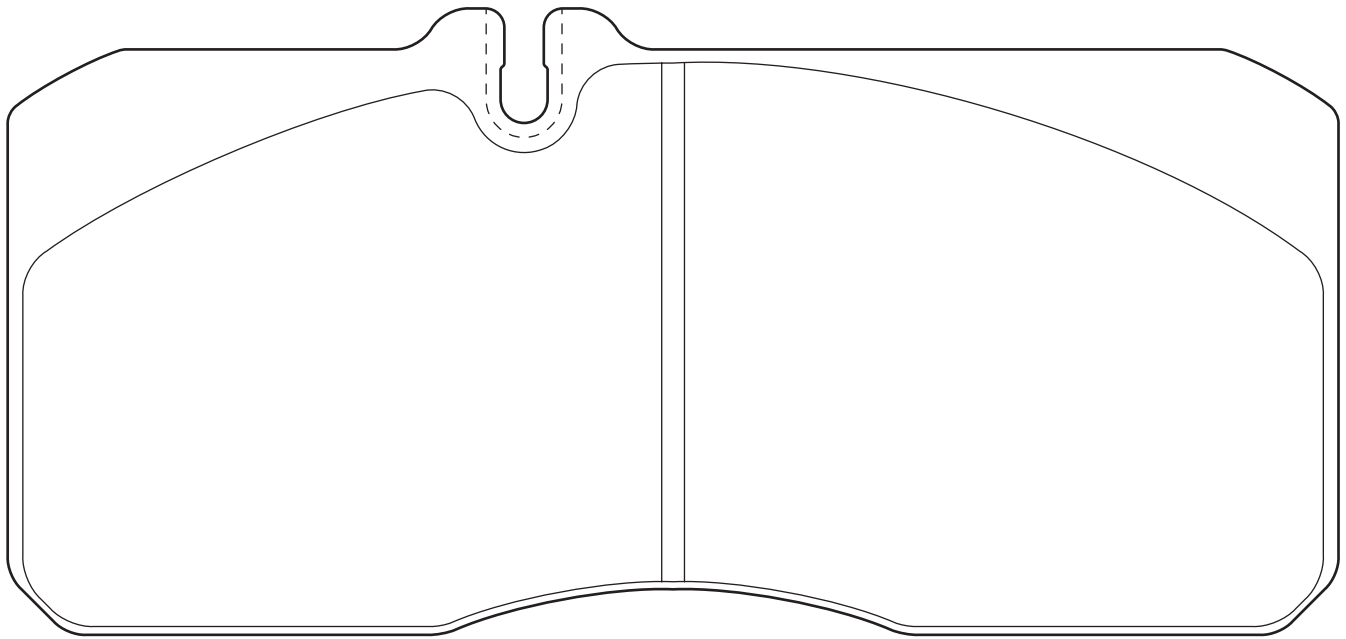


Truck/coach (Oversize)





MAN

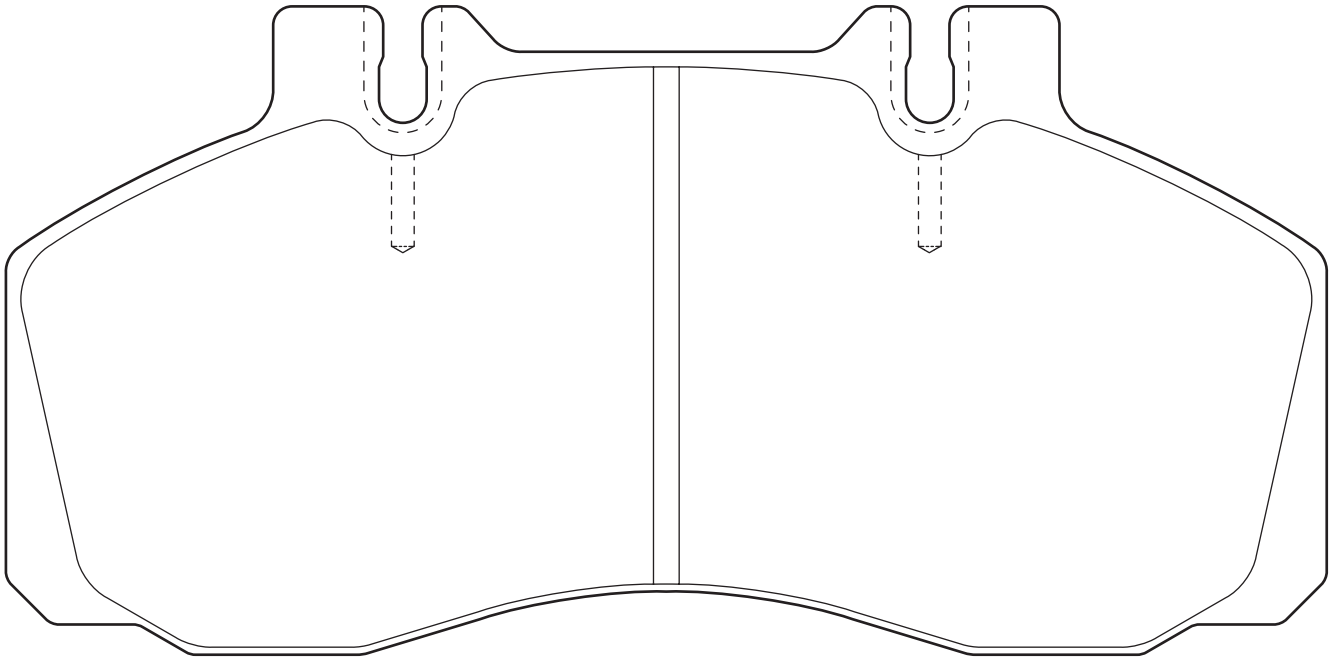


2906509560

29065



IVECO, RVI

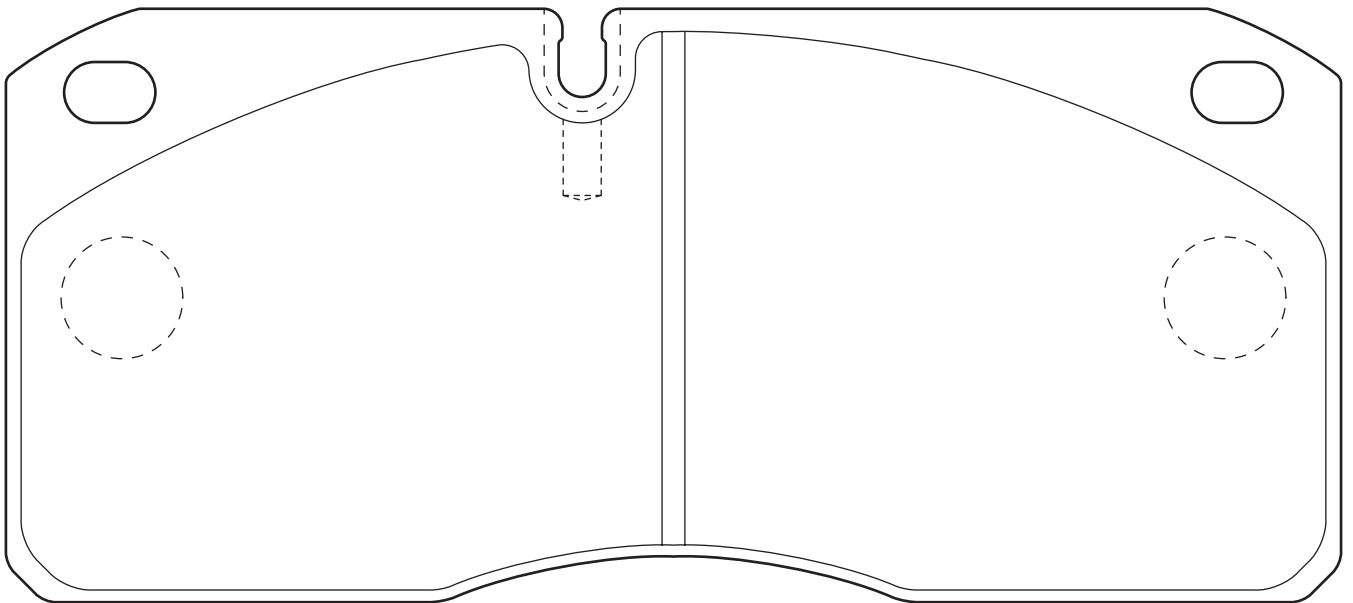


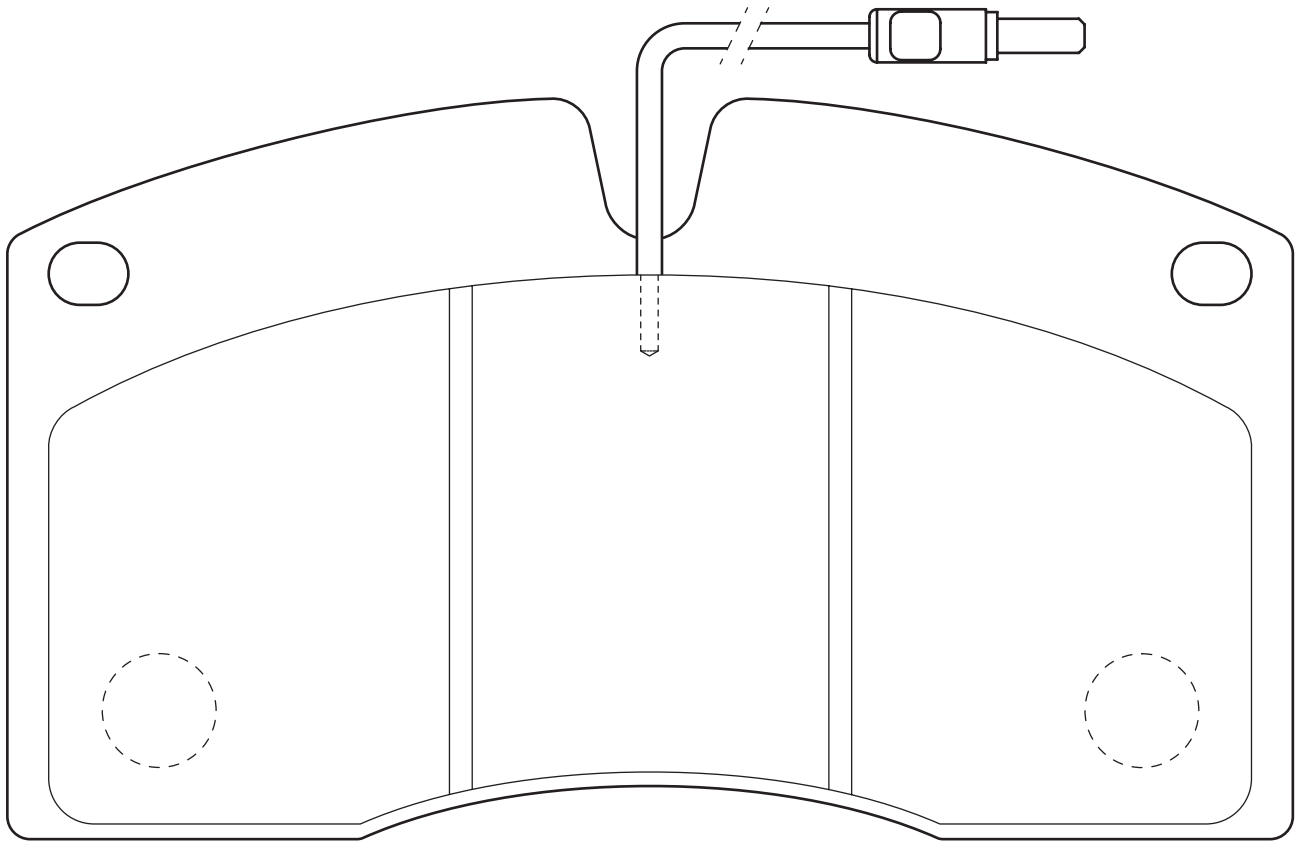
2906709560

29067



IVECO, RVI

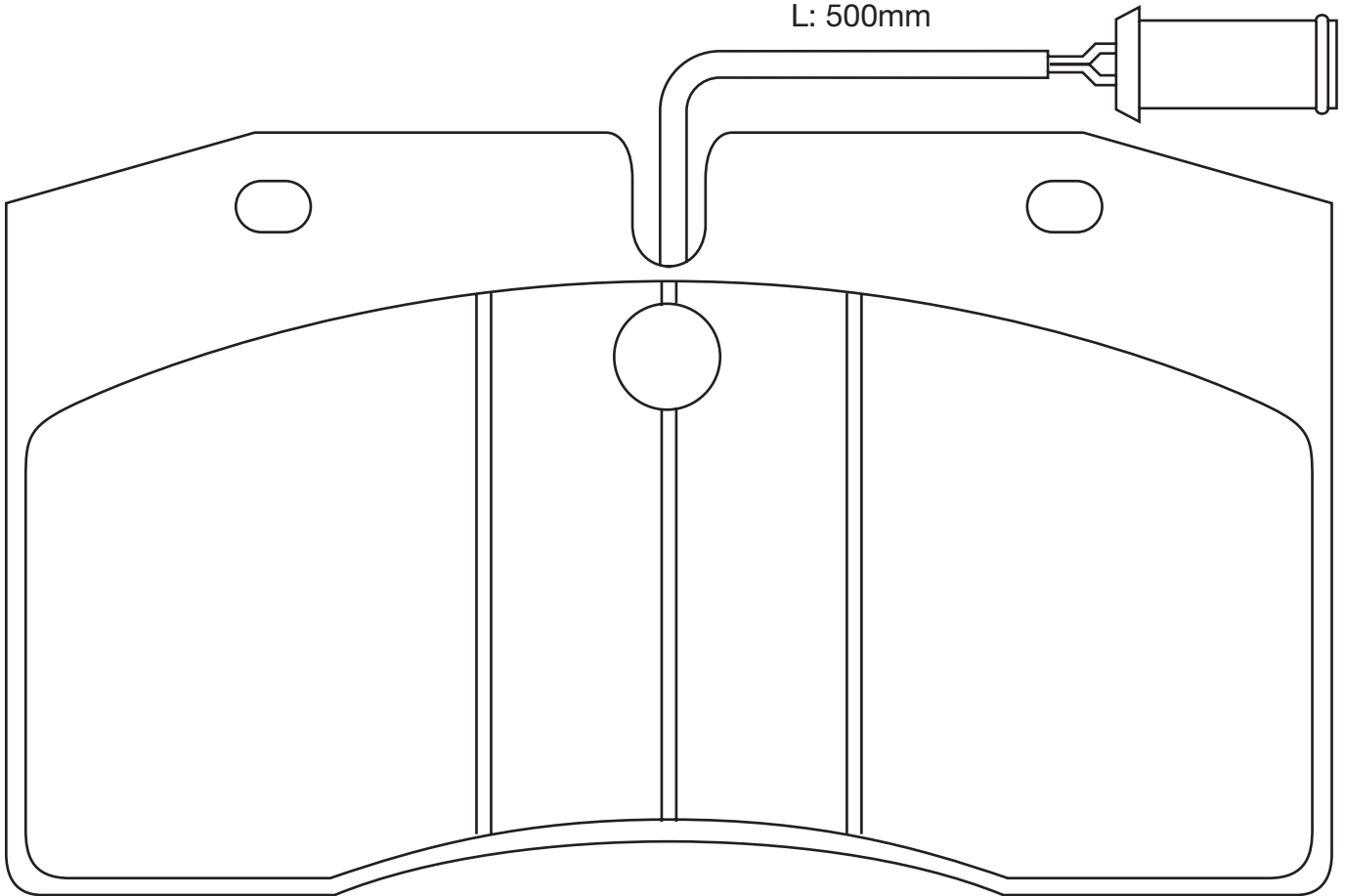


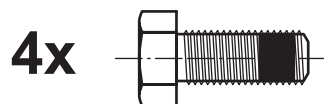
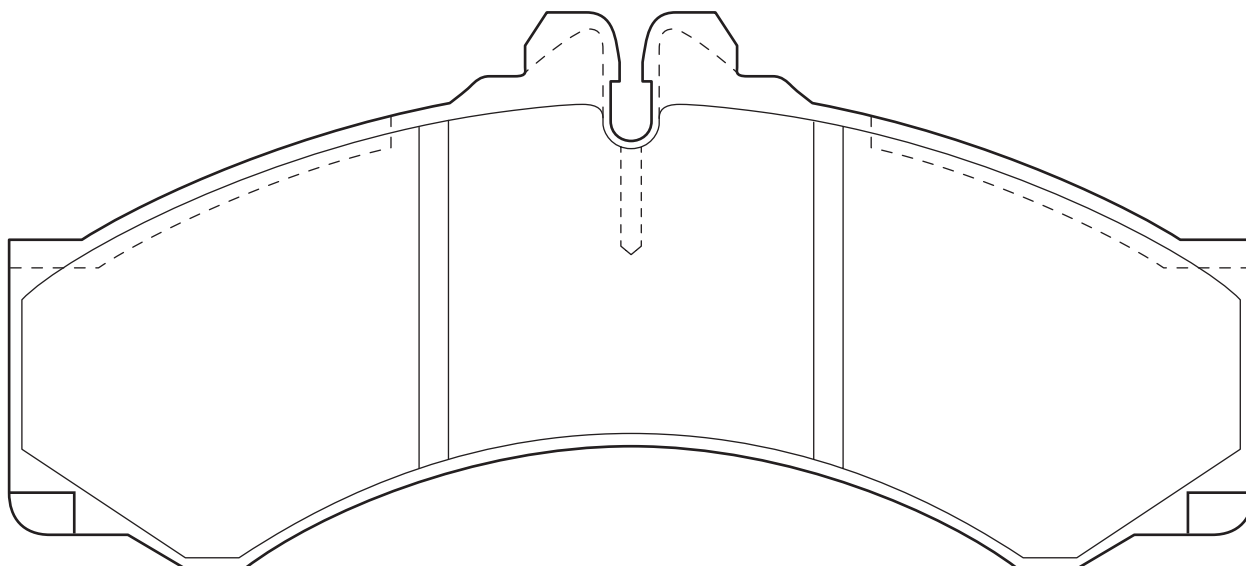




IVECO

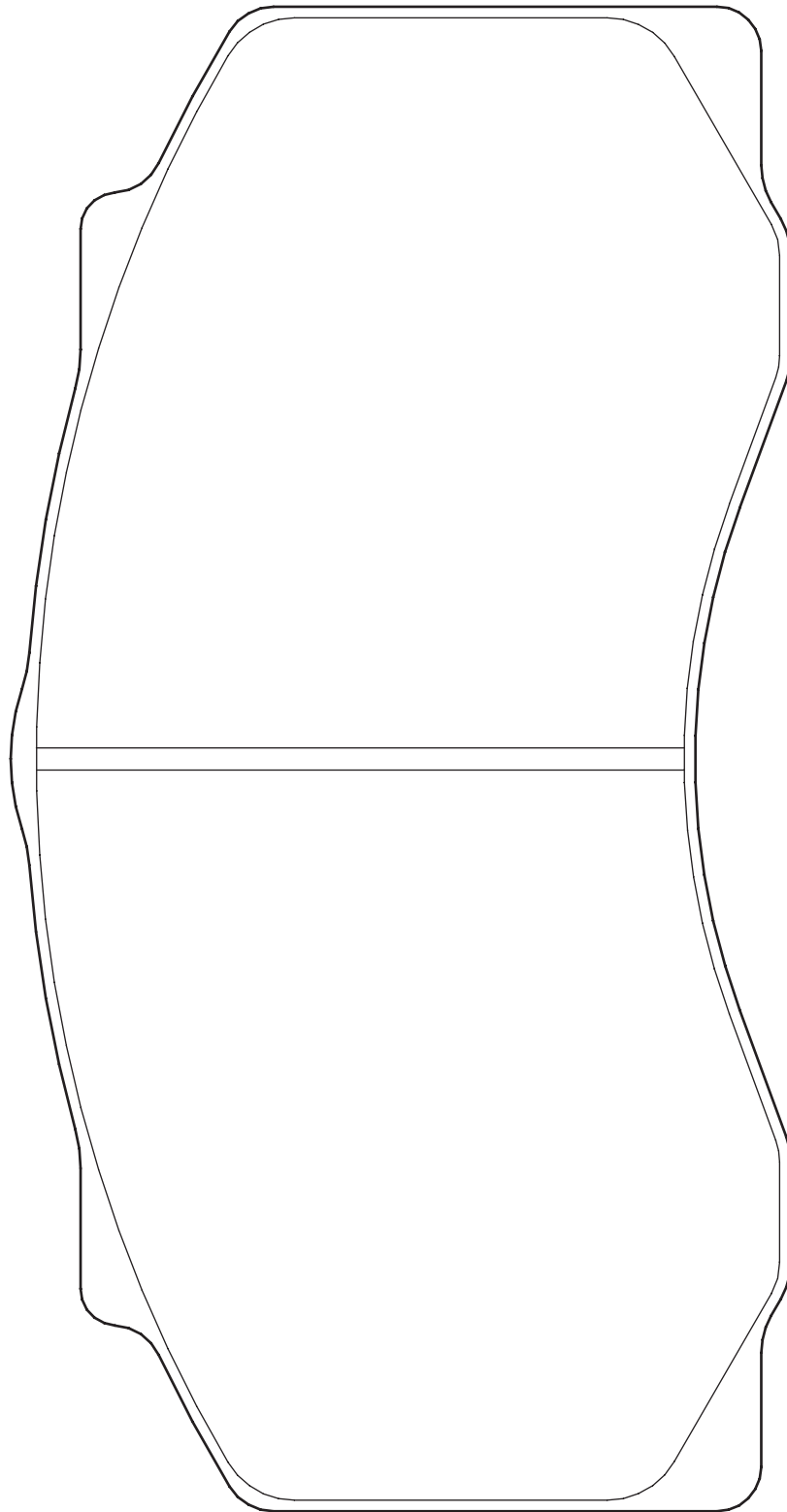
L: 500mm






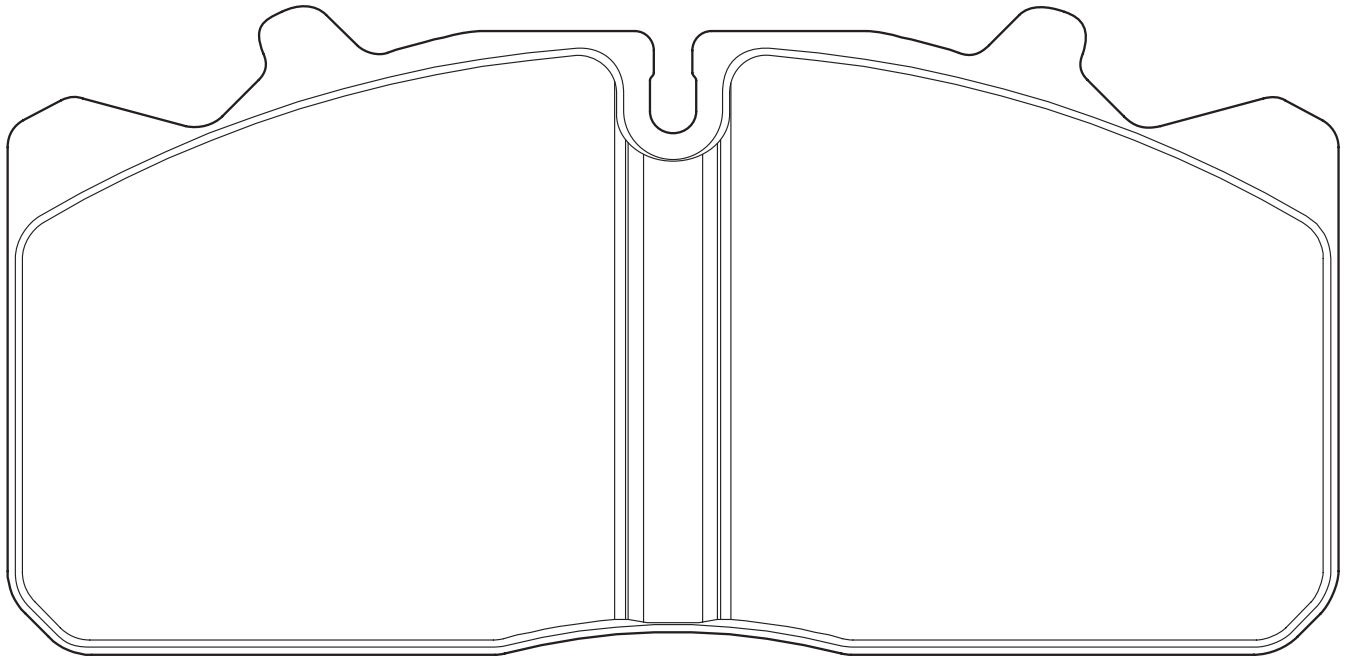


DAF

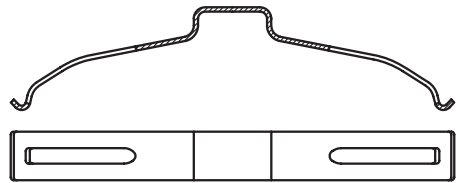




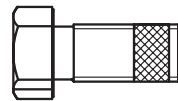
DAF, IVECO, MAN, RVI



2X



6X

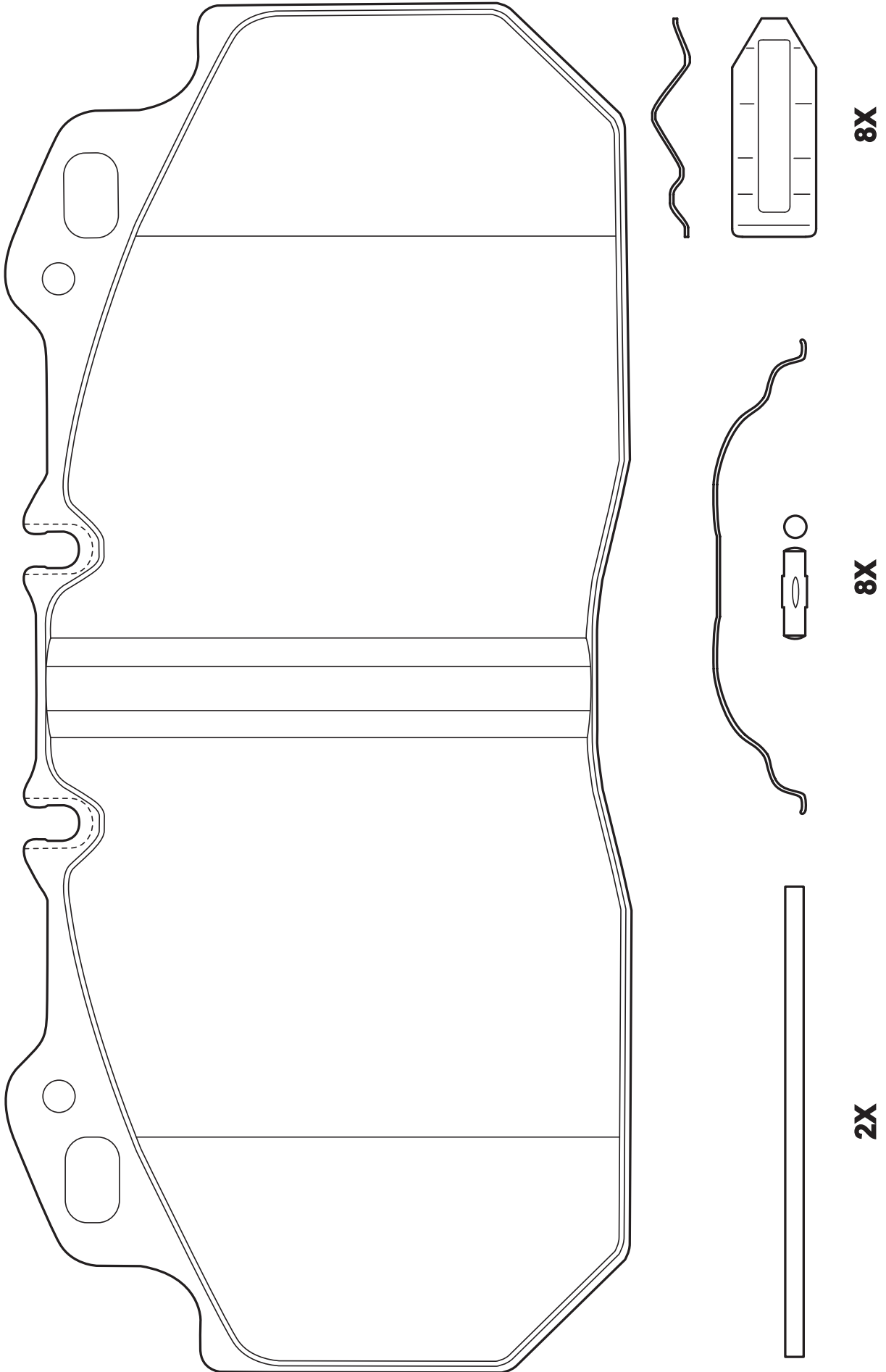


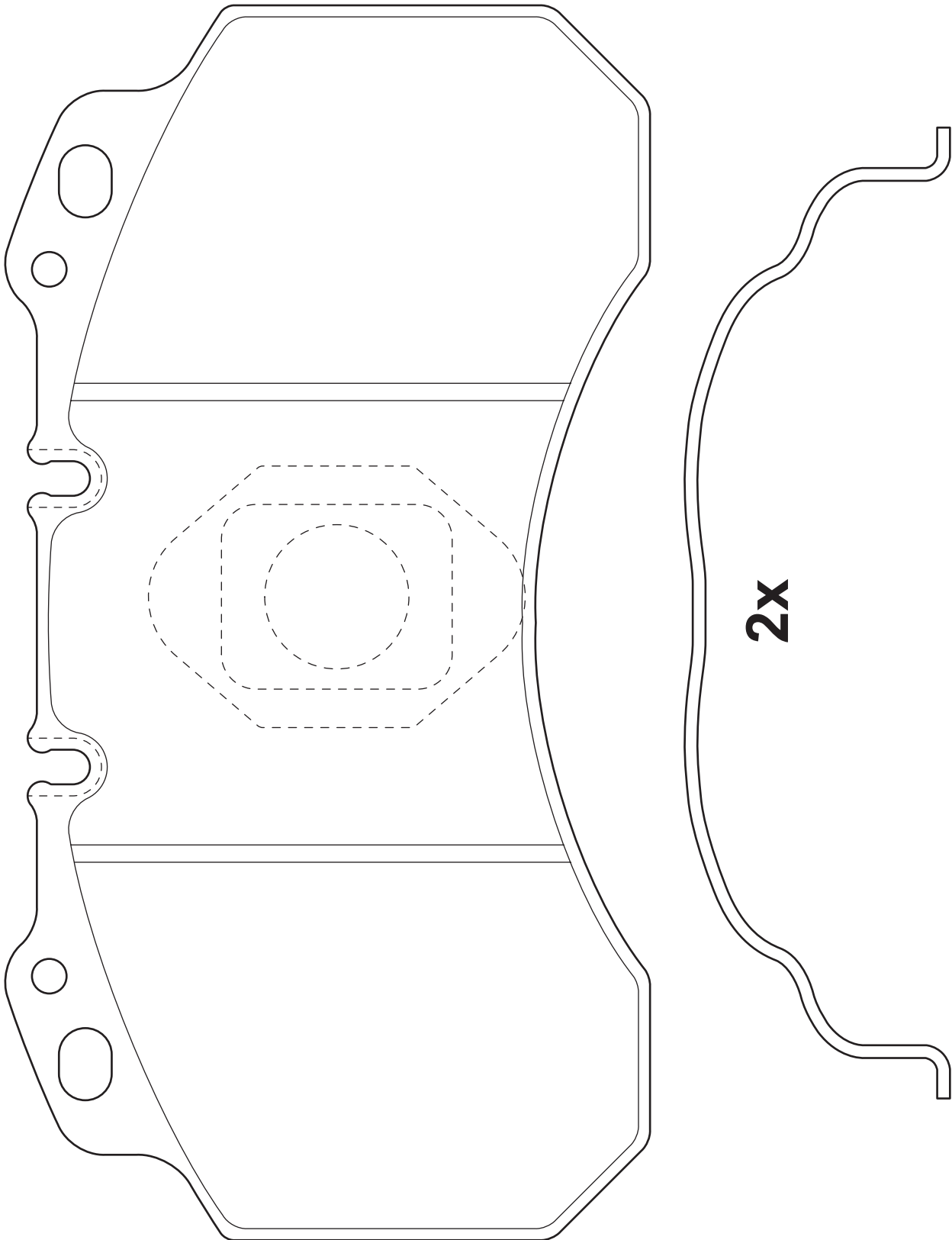
2X



2X

RVI, VOLVO



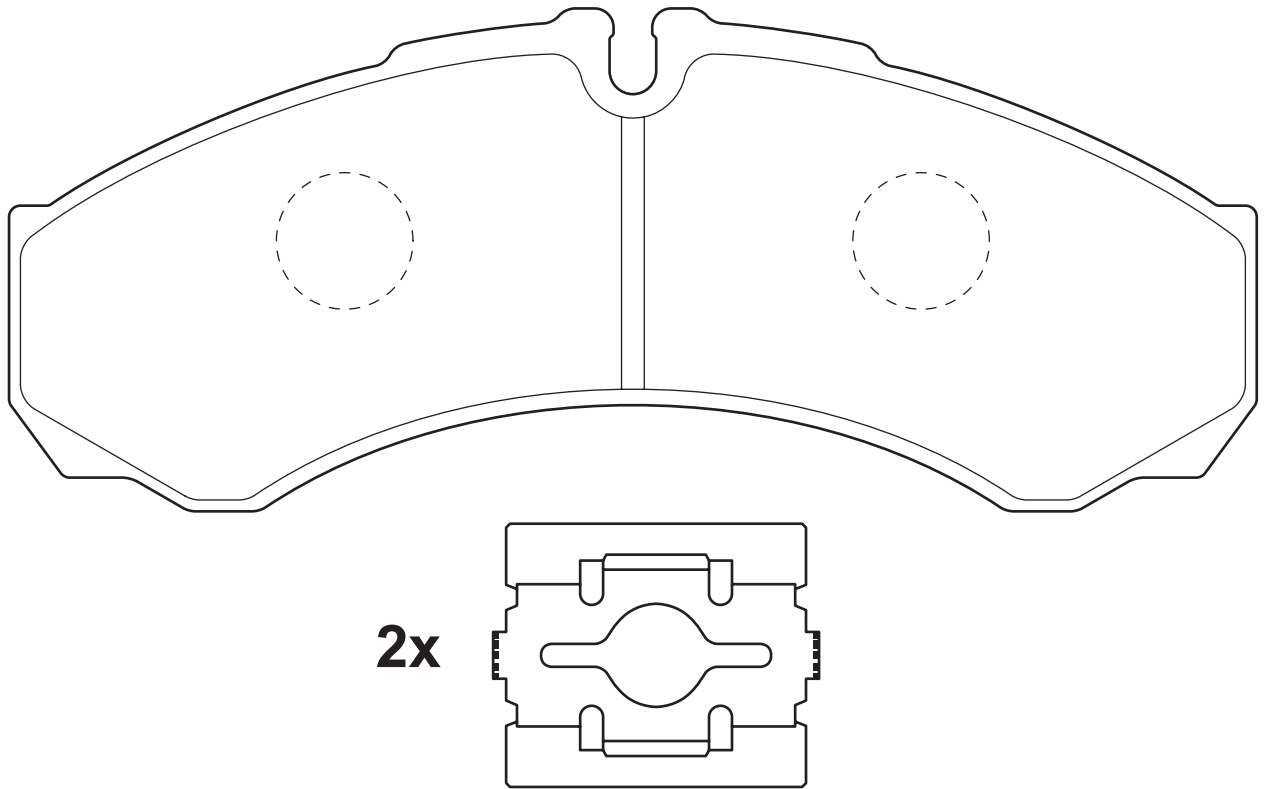


2912104530

29121



IVECO Daily

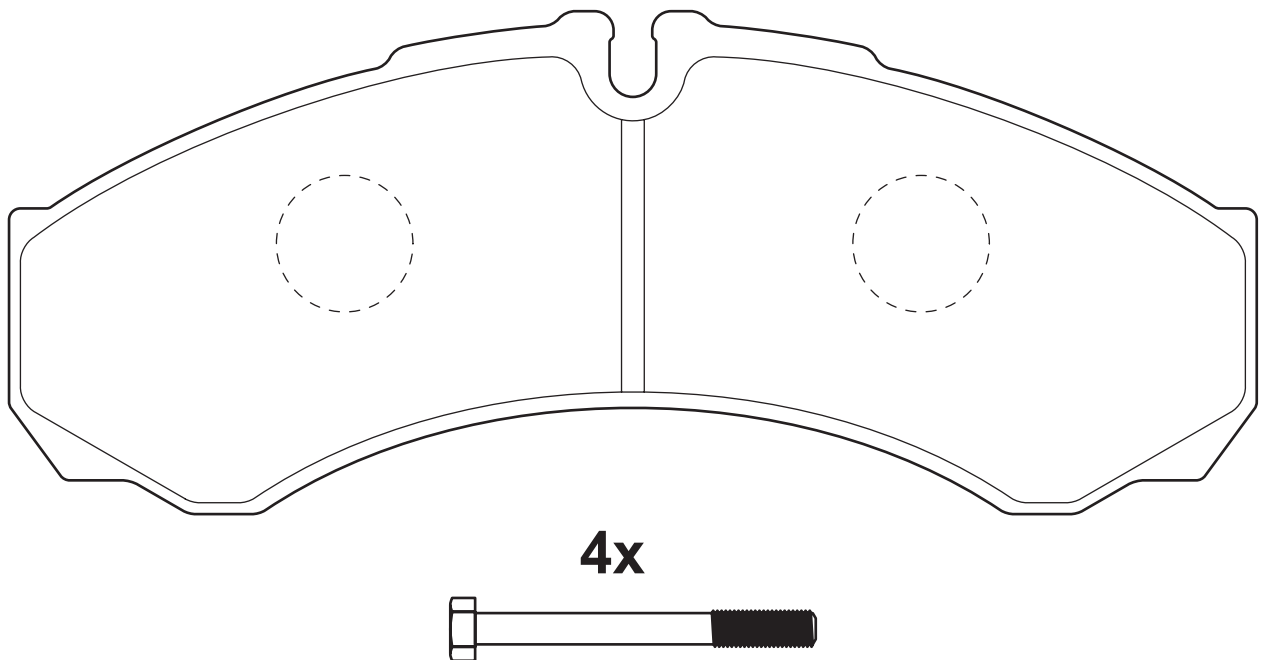


2912109561

29121



NISSAN Cabstar 45.13, 45.15

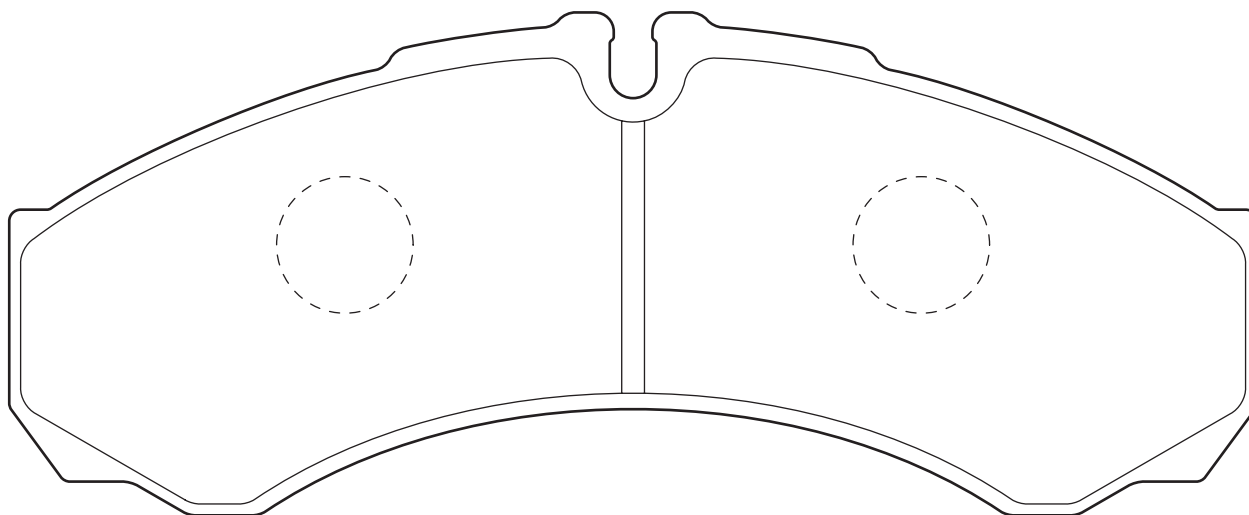


2912114530


29121



IVECO Daily



4x

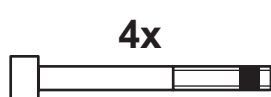
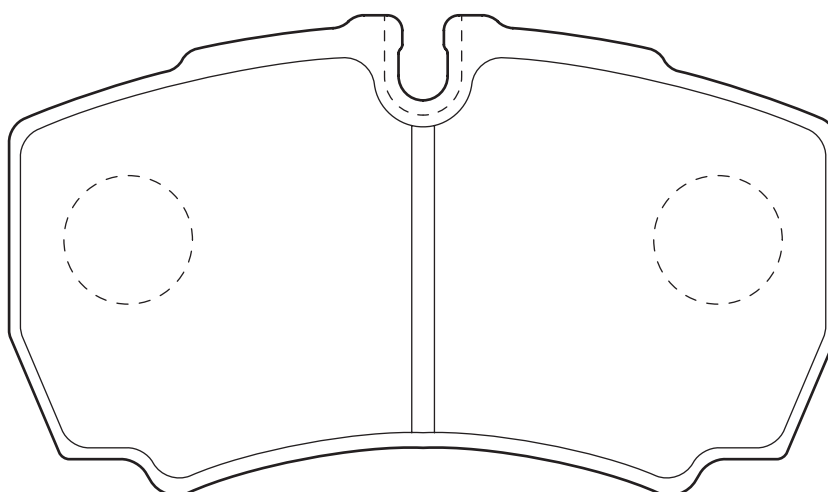


2912309560

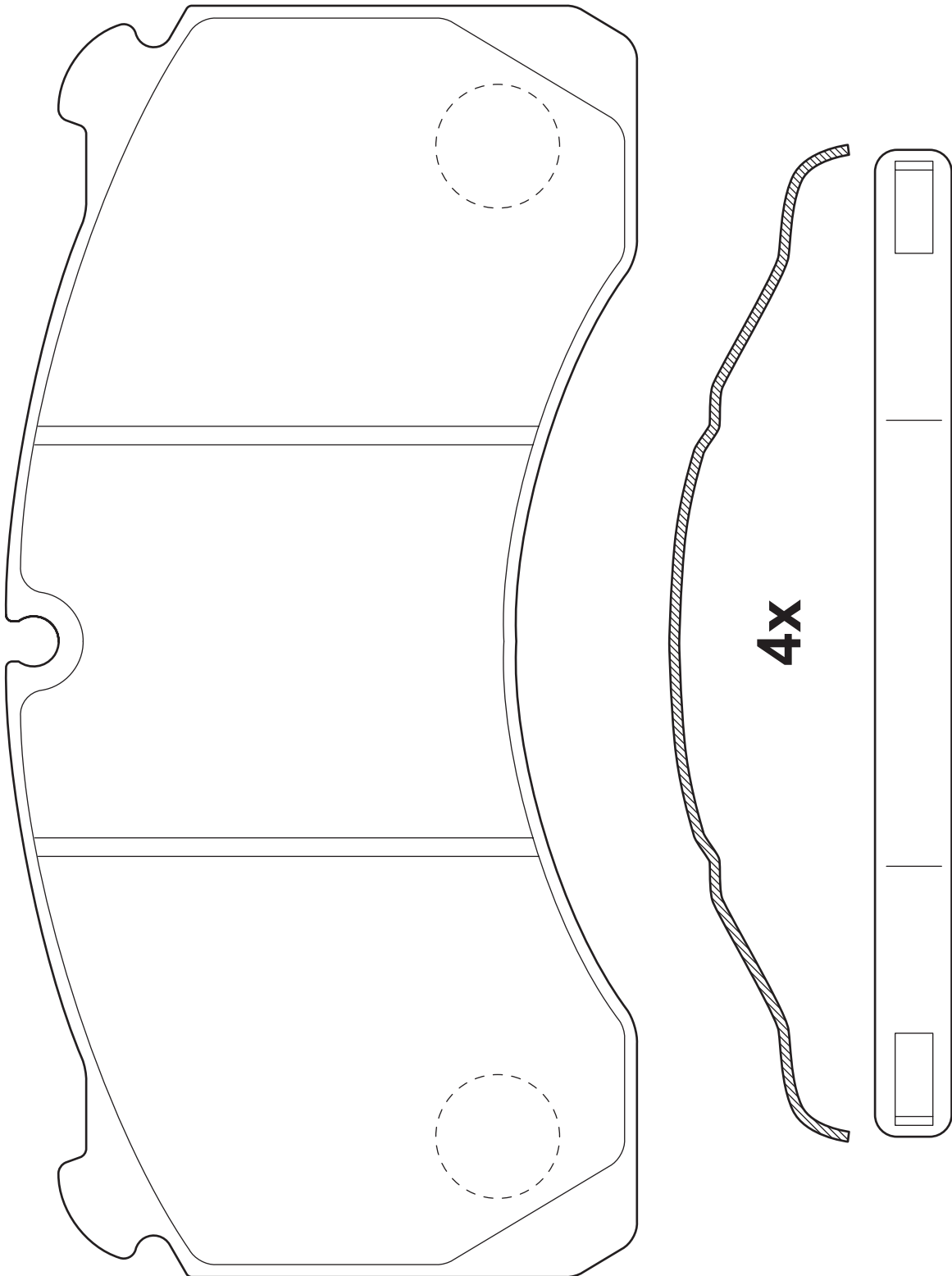
29123



IVECO Daily

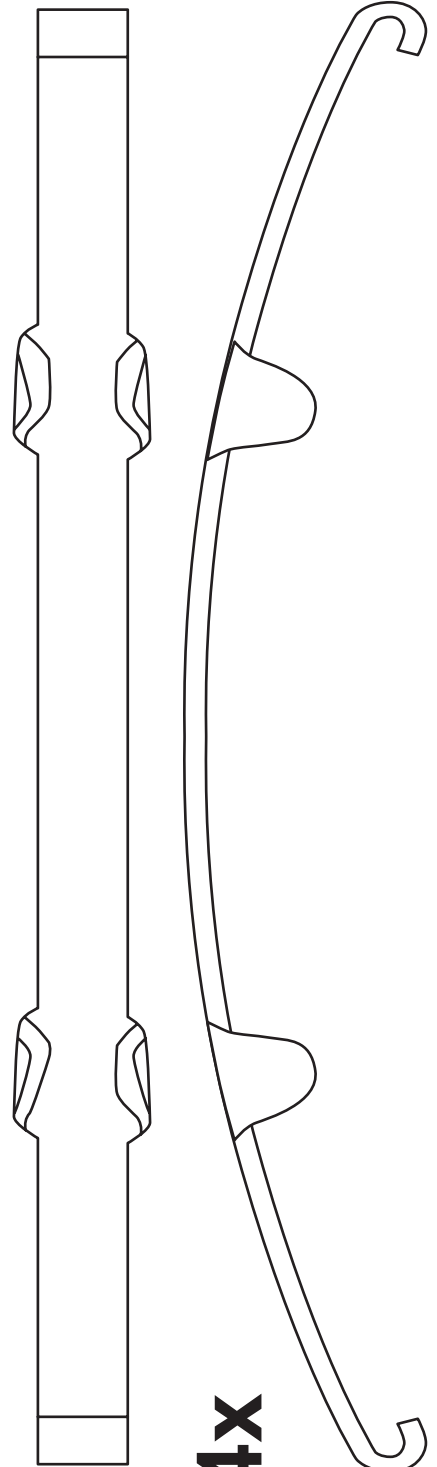
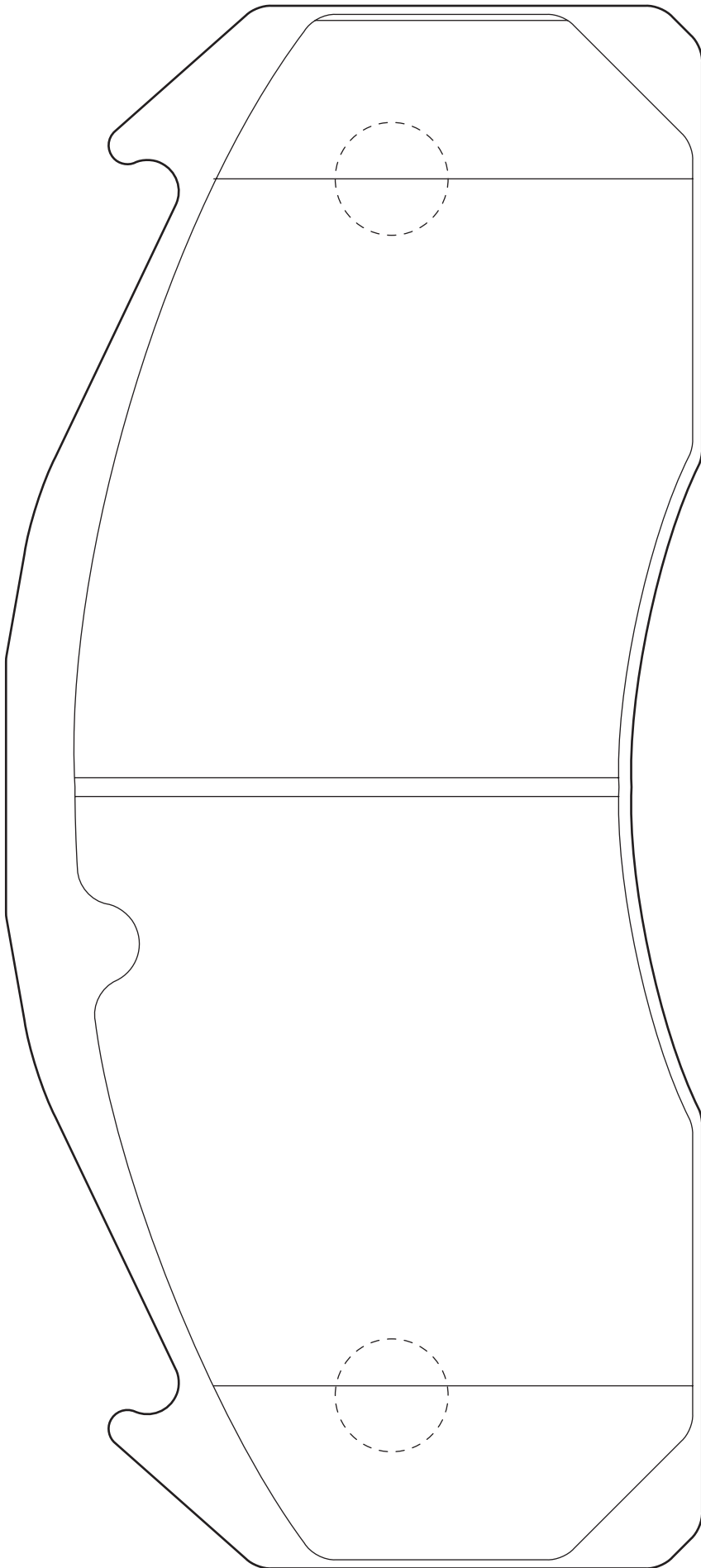


ROR Trailers



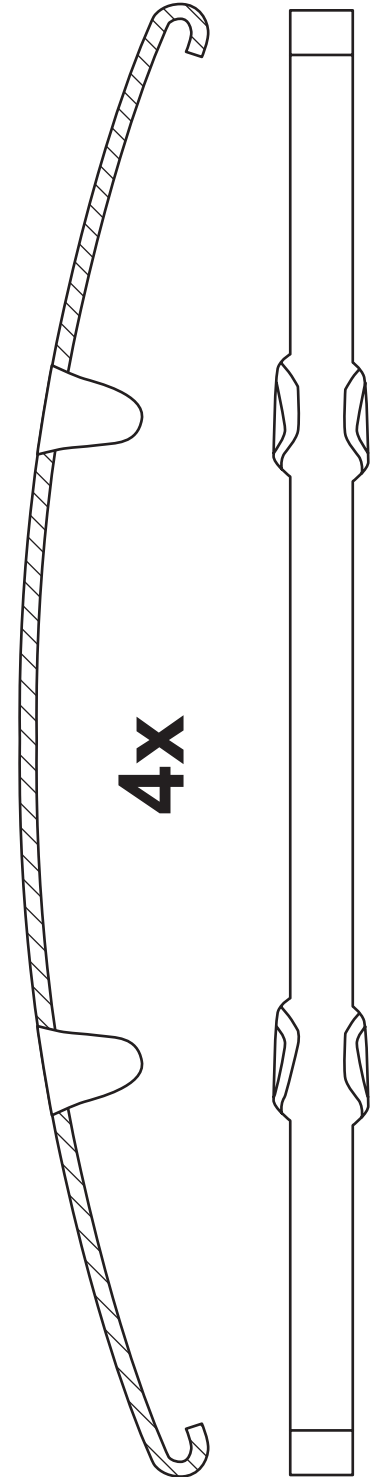
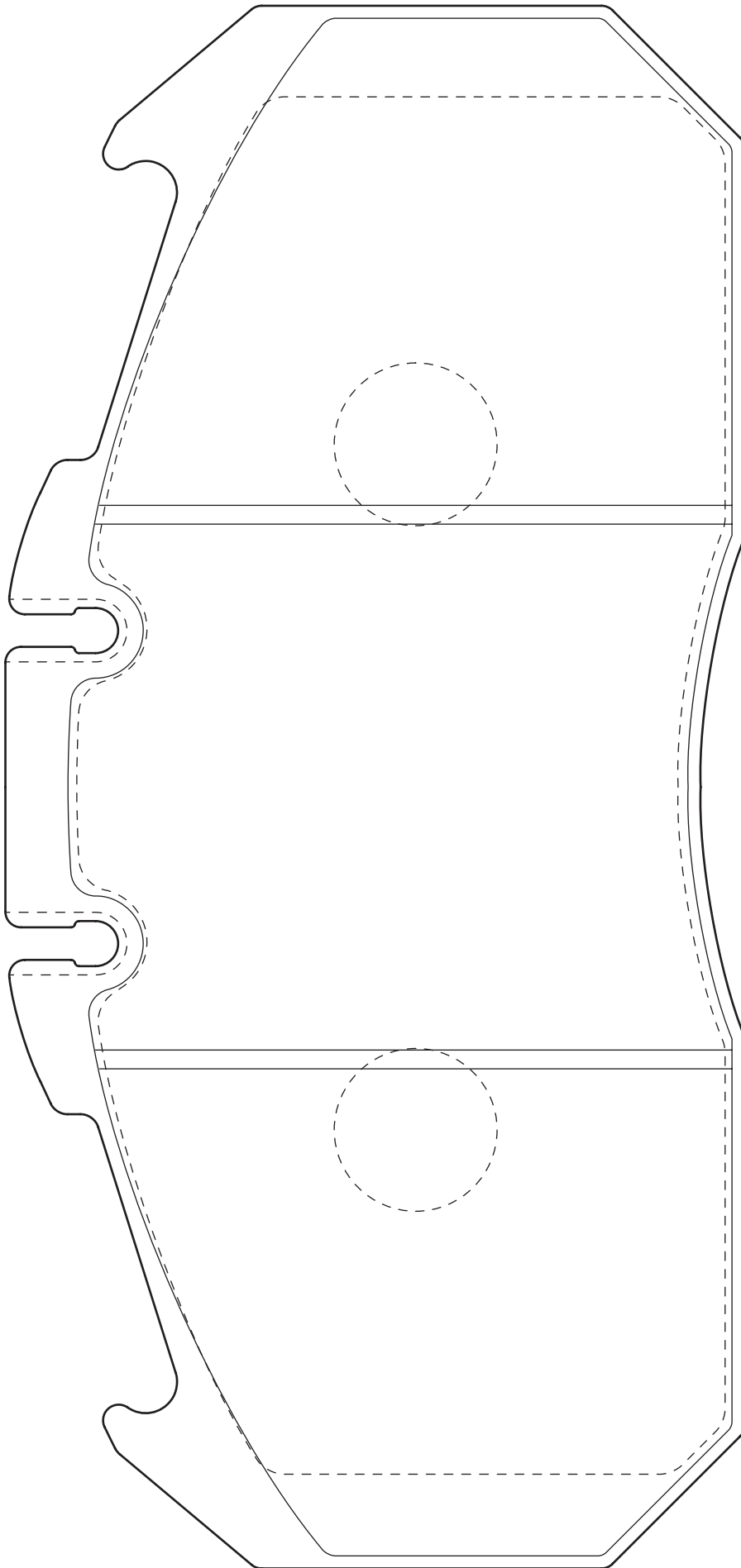


ROR, Volvo



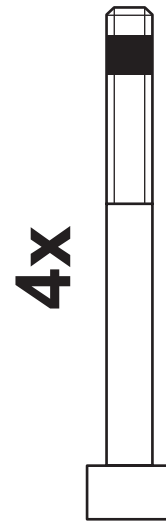
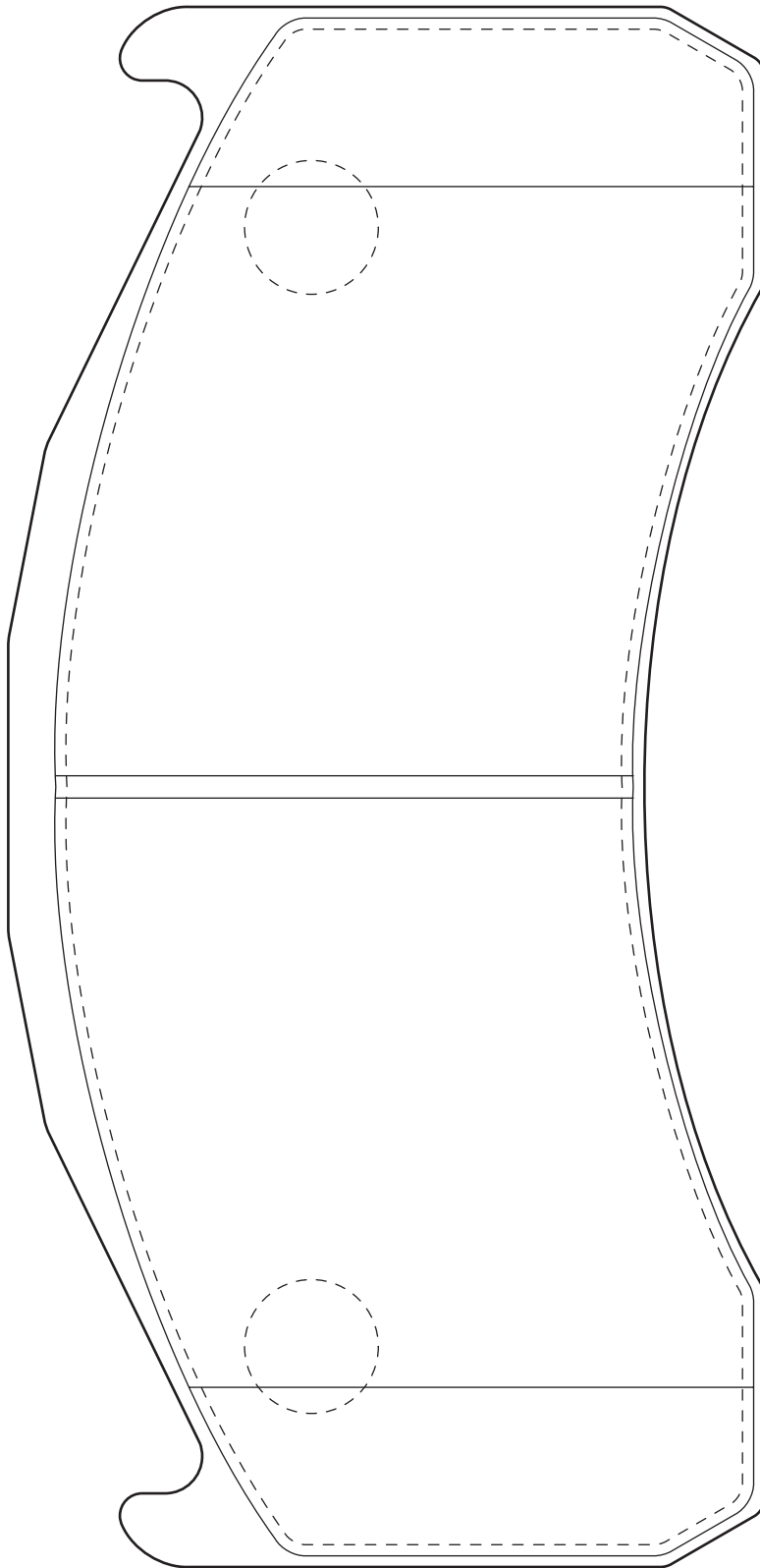
4x

MAN, ERF

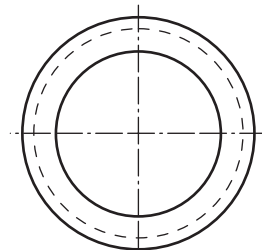




Volvo Truck

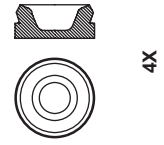
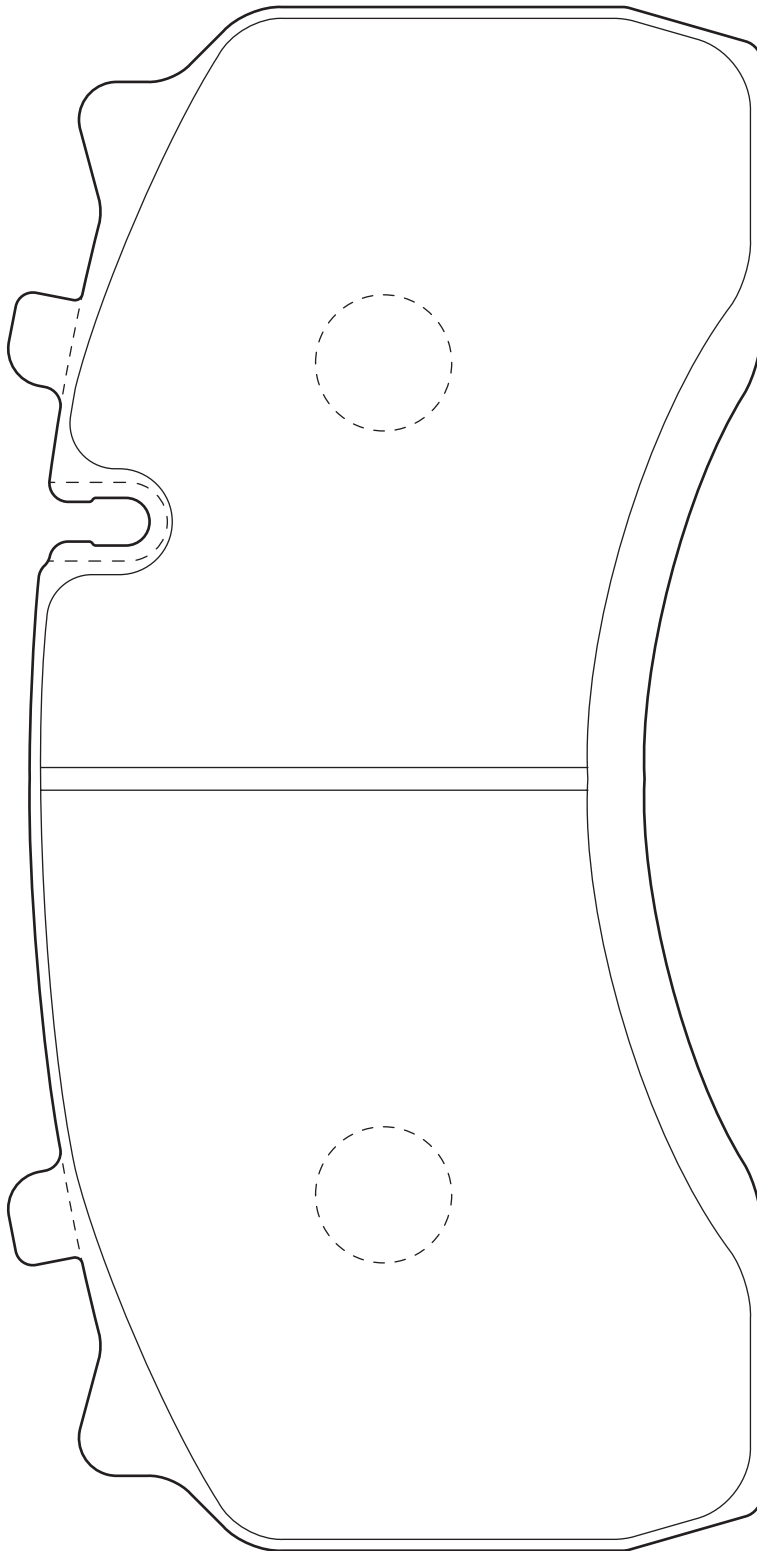


4x

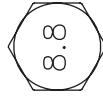


4x

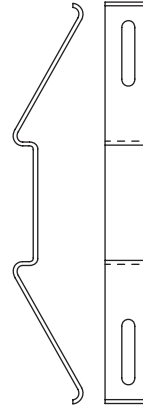
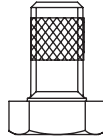
RVI/DAF



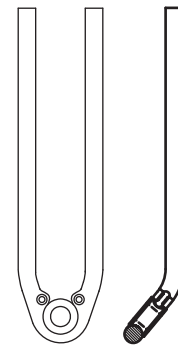
4X



2X




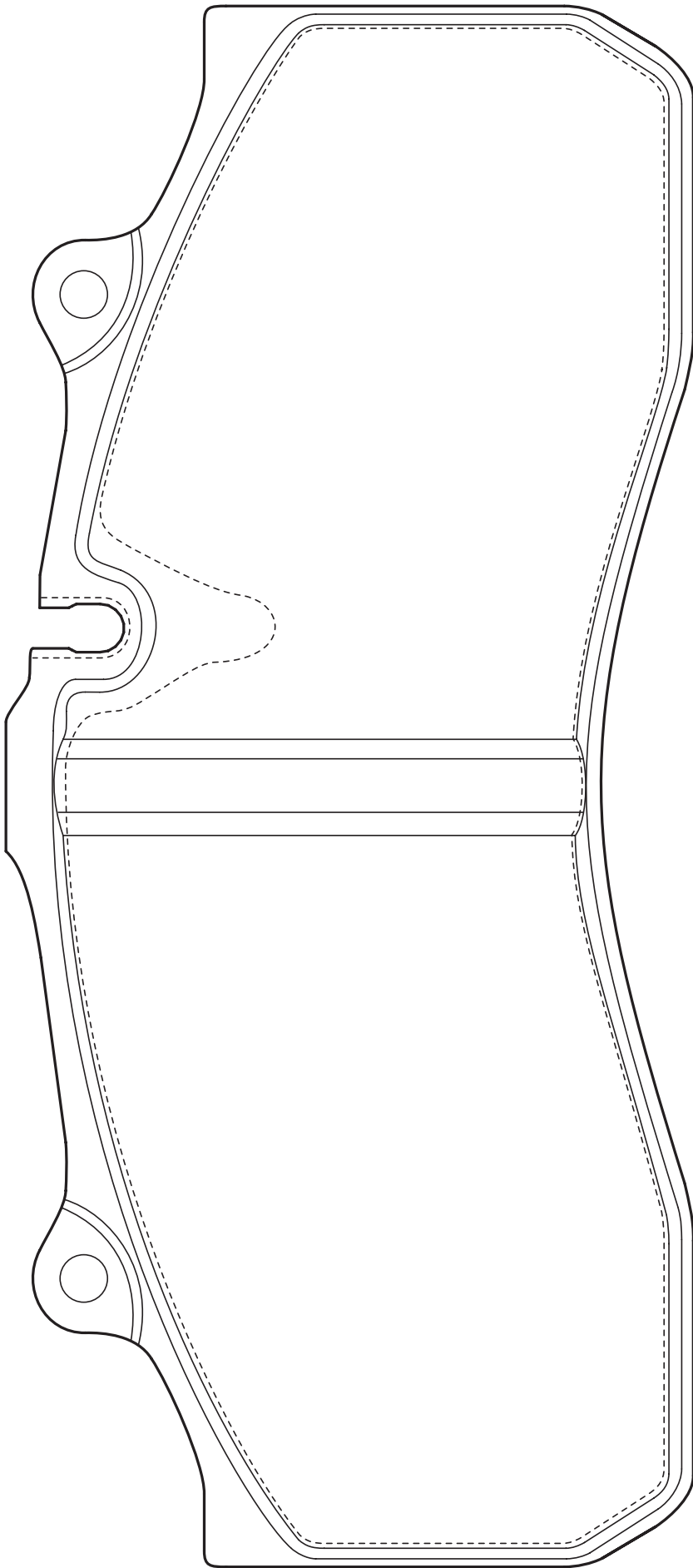
6X




2X



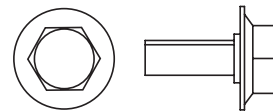
Discos, SAF, SMB



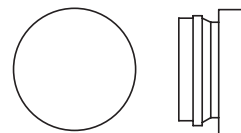
2x



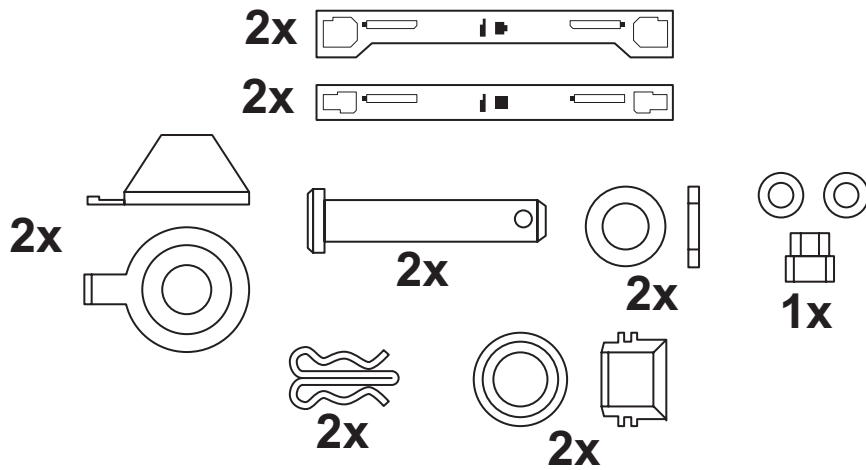
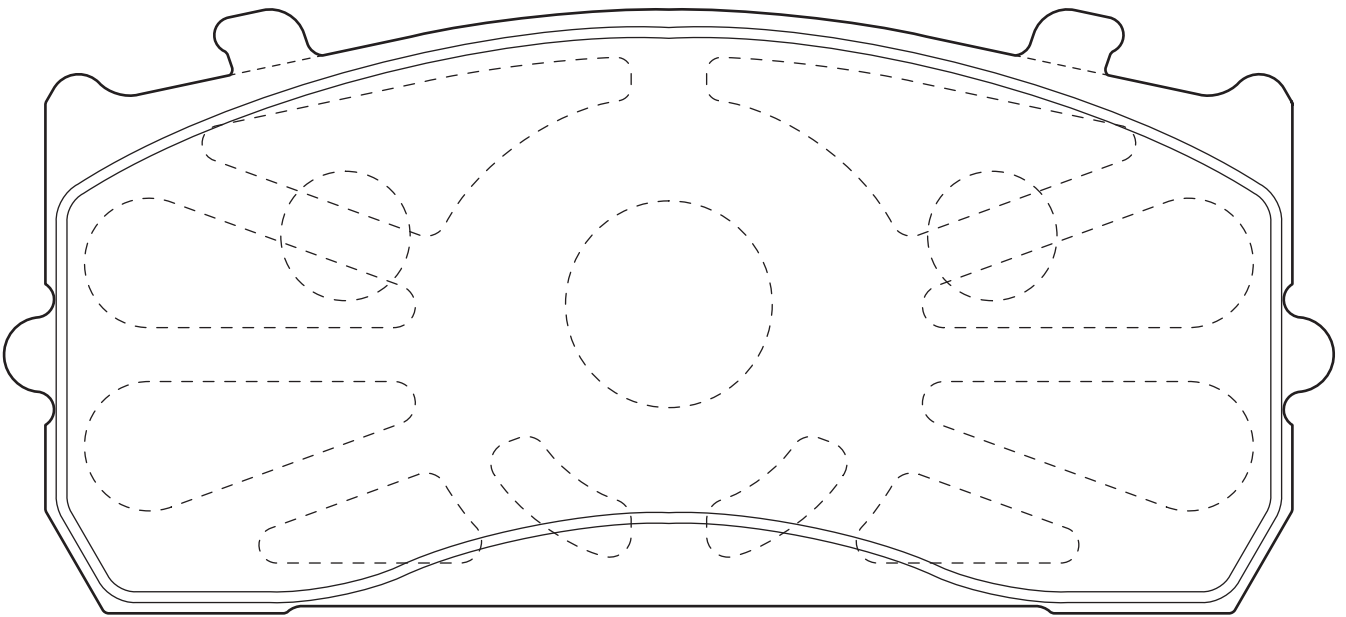
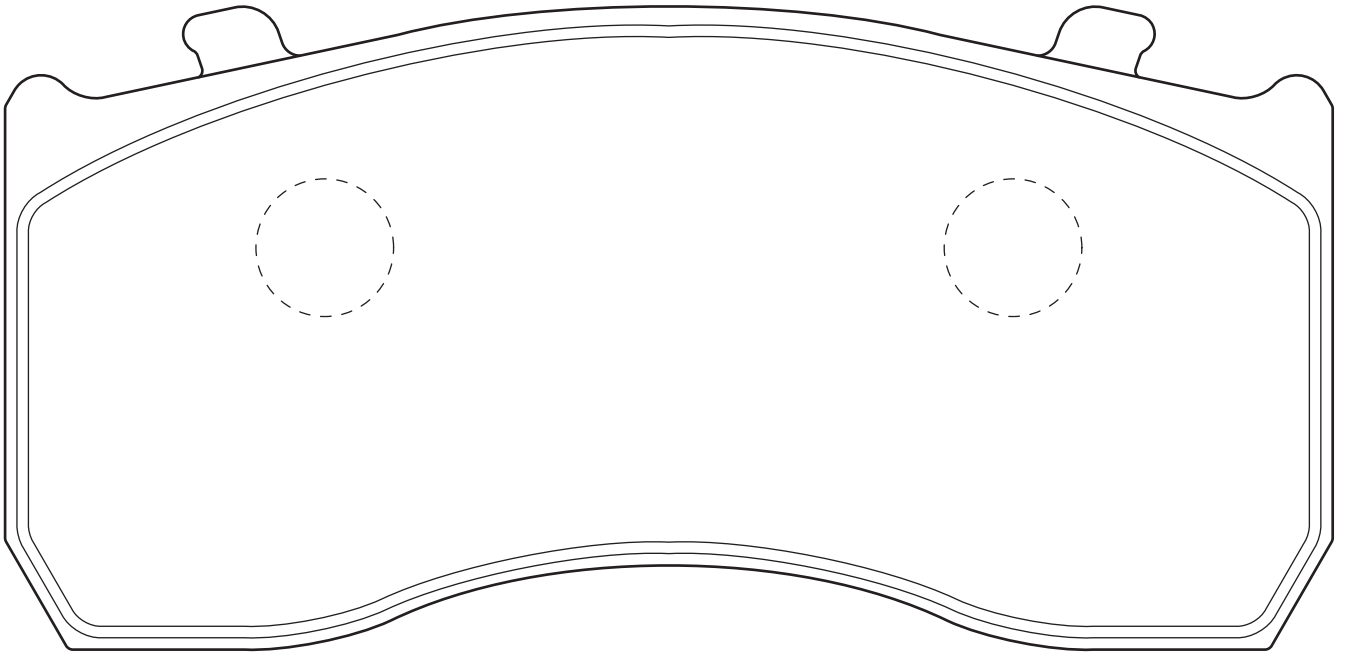
4x



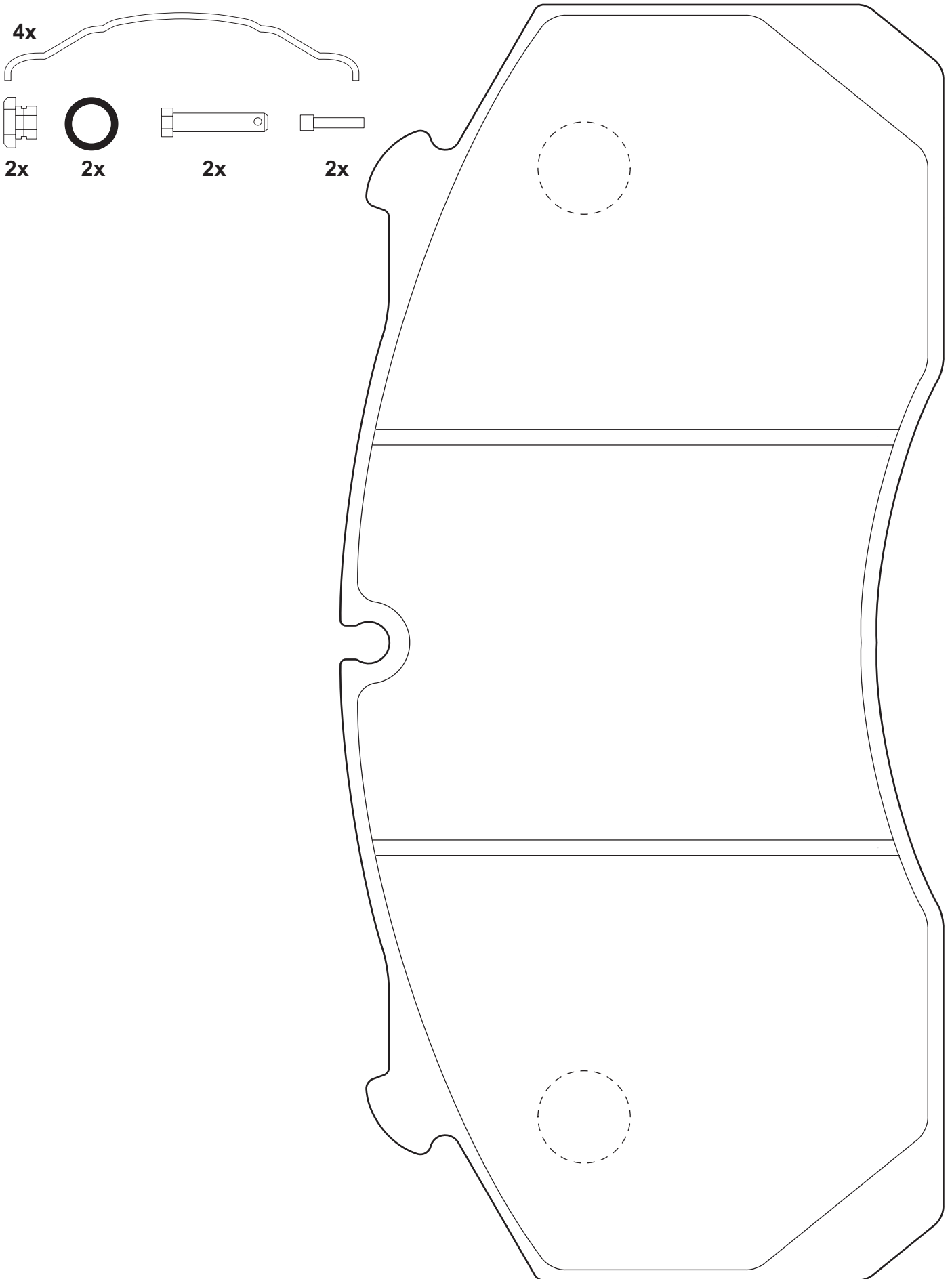
2x

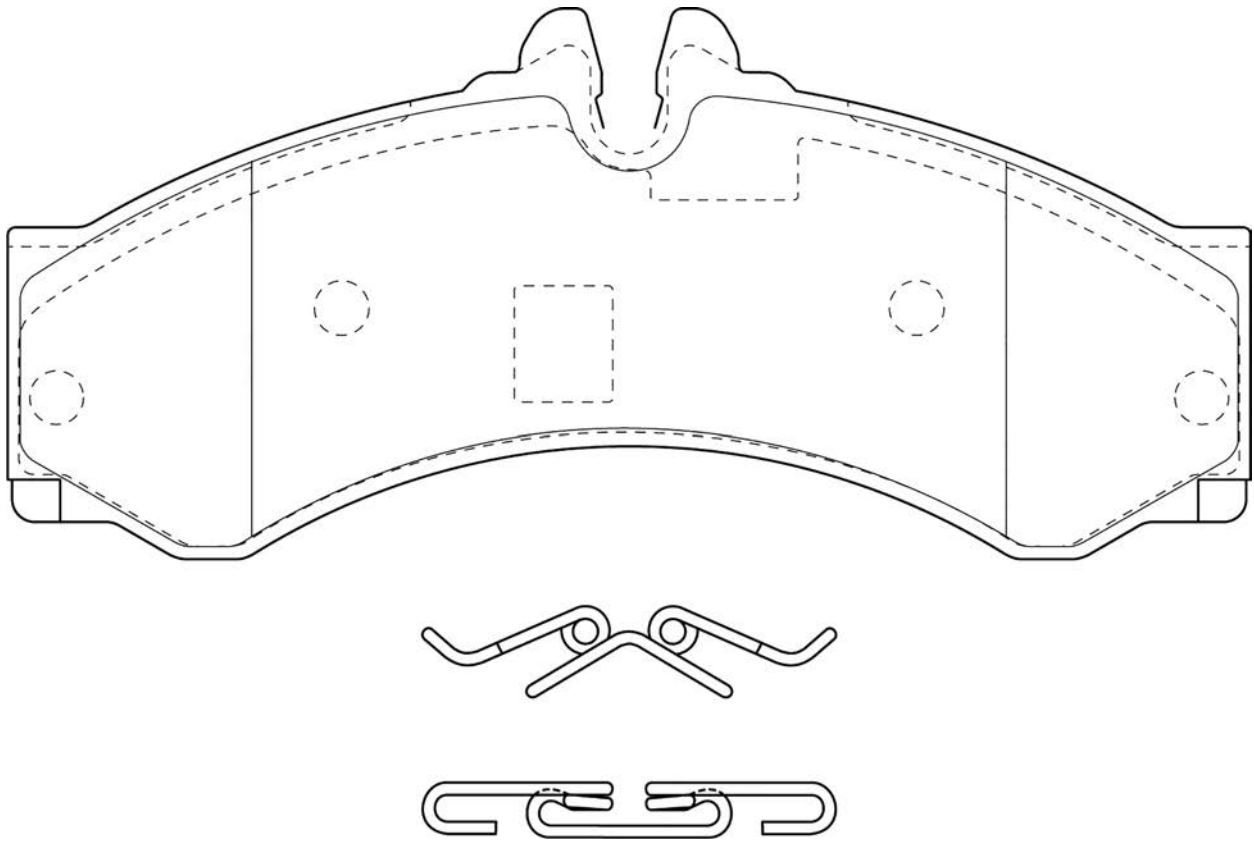


4x

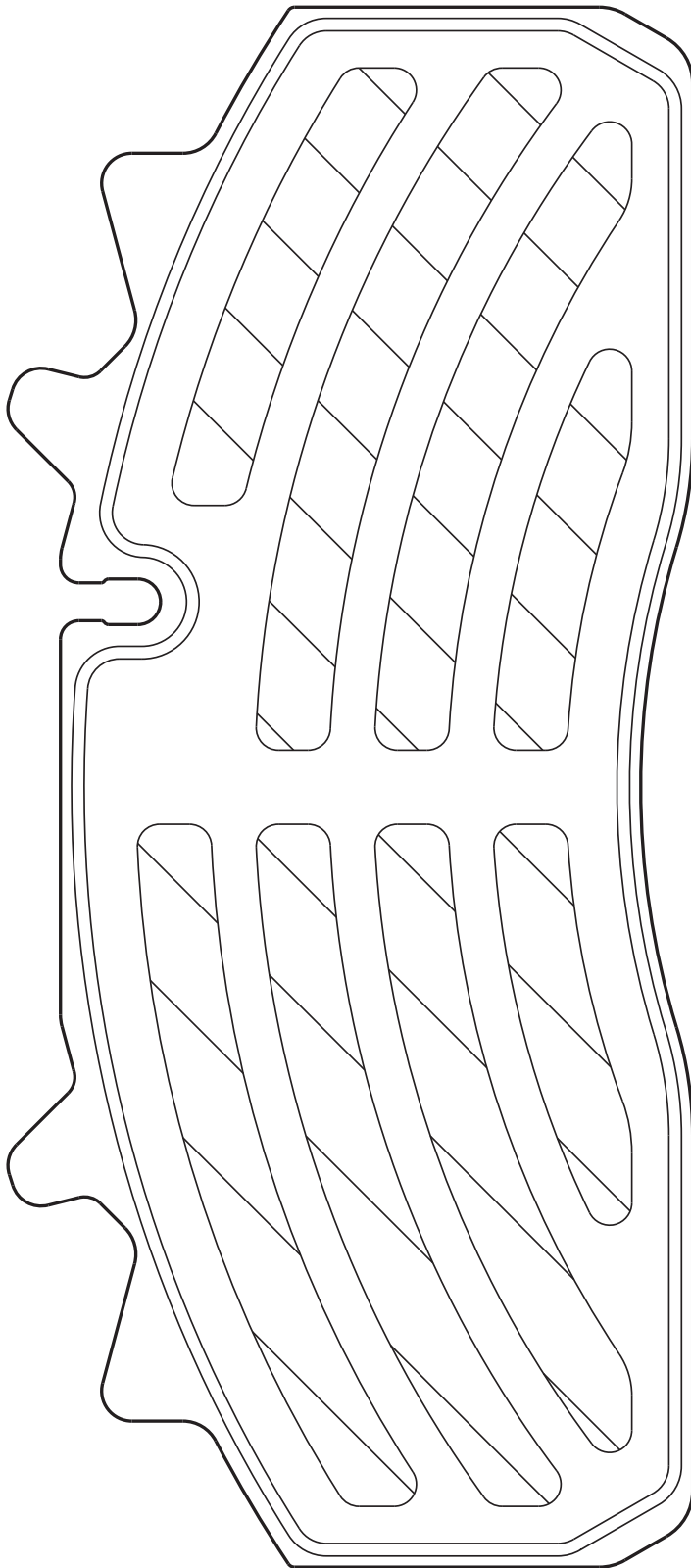


MENARINI M240, IVECO City Class






SAF



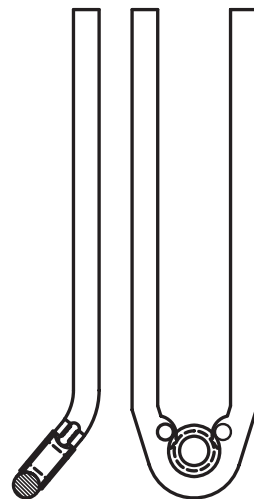
2X



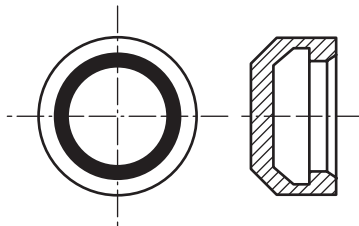
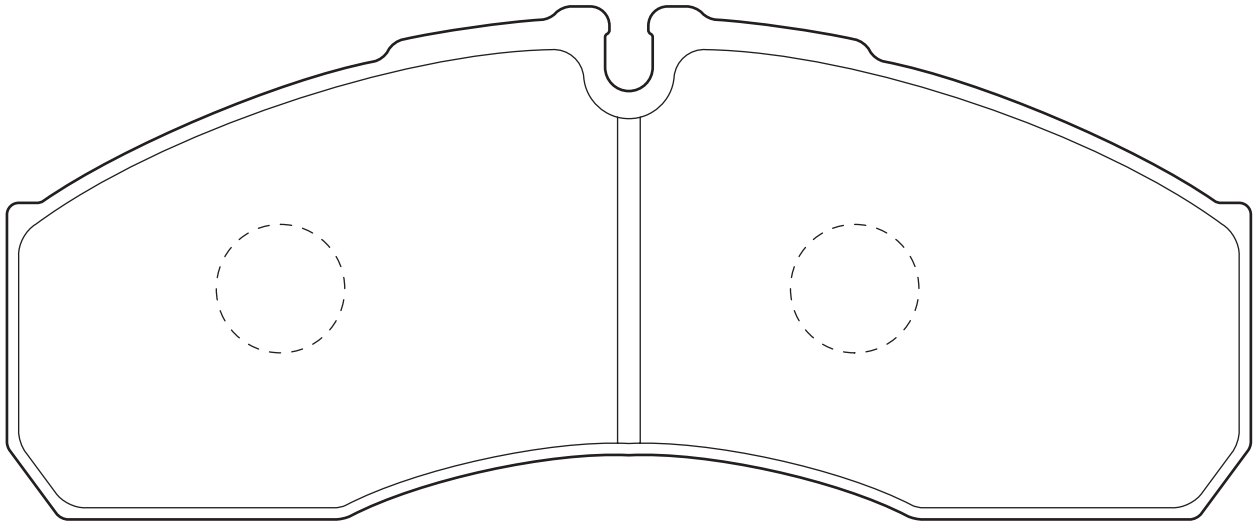
2X




6X



2X

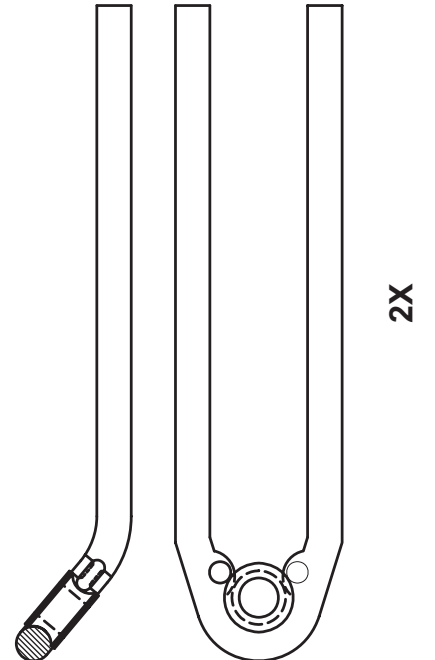
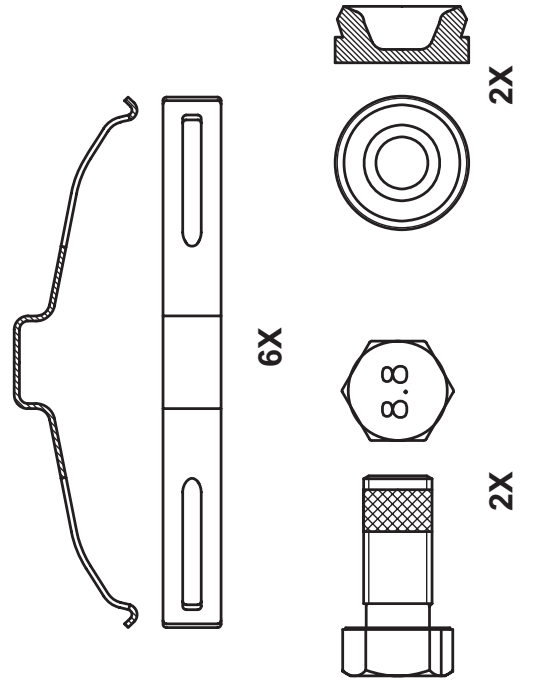
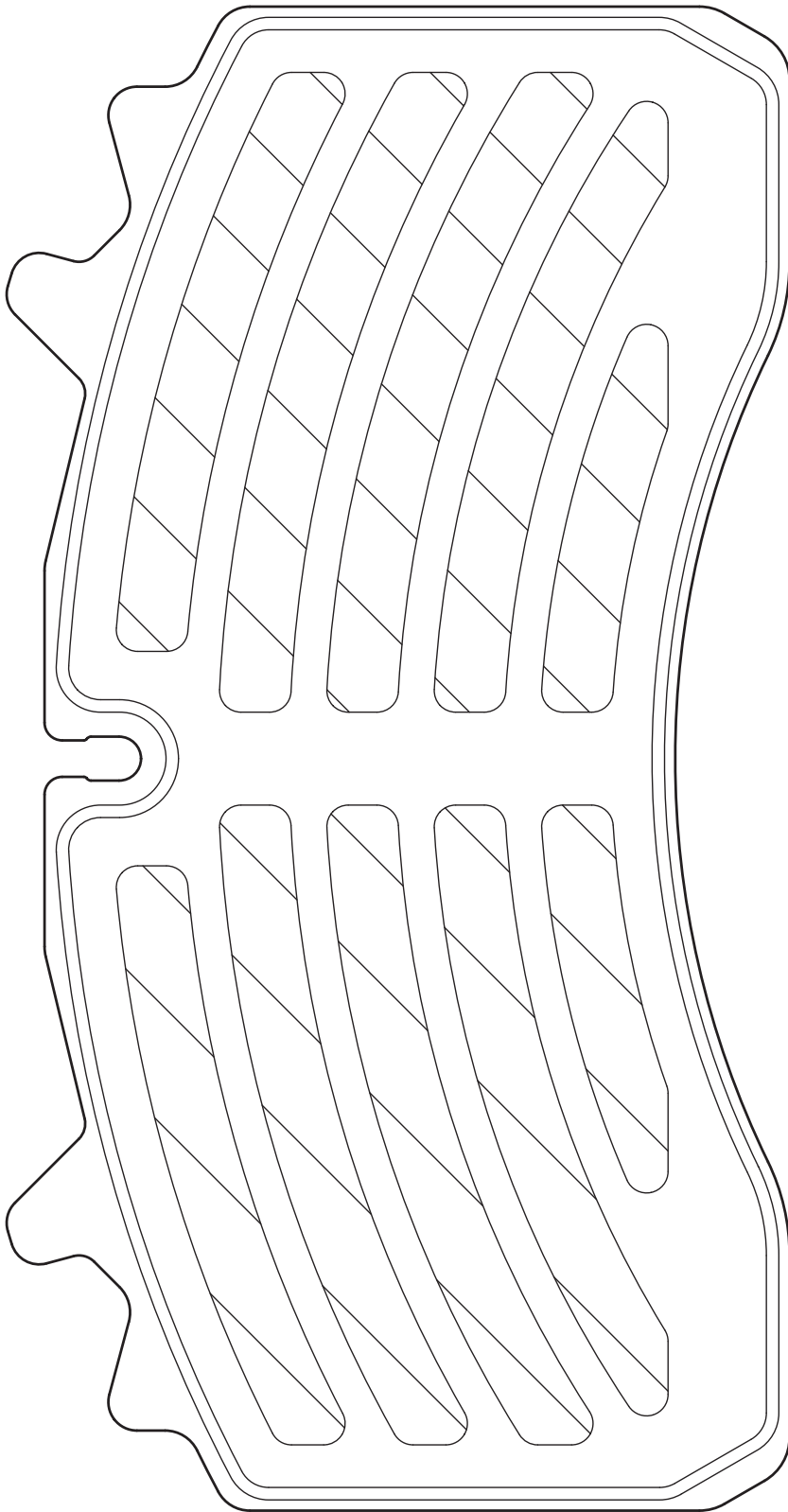


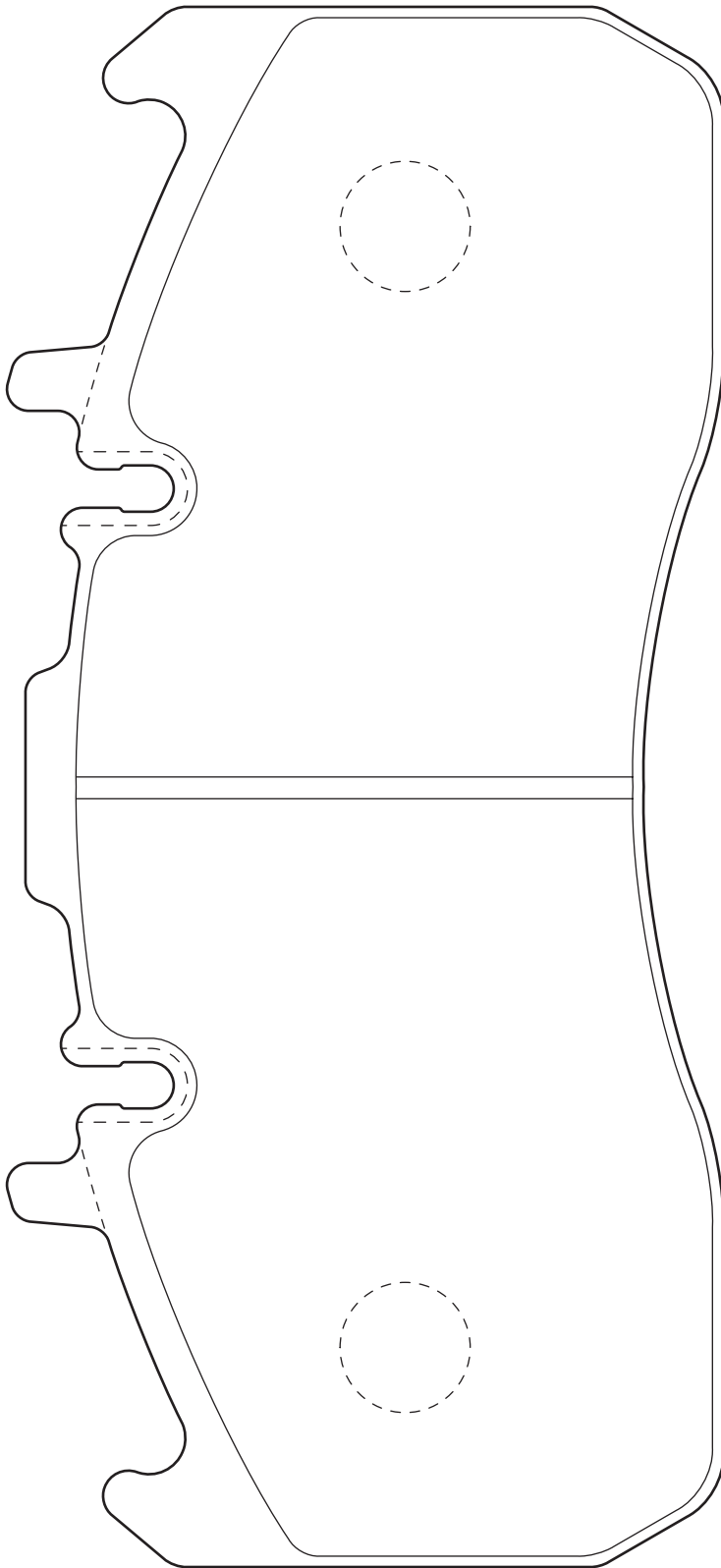
4x



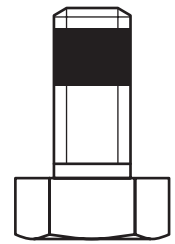
2x

SAF



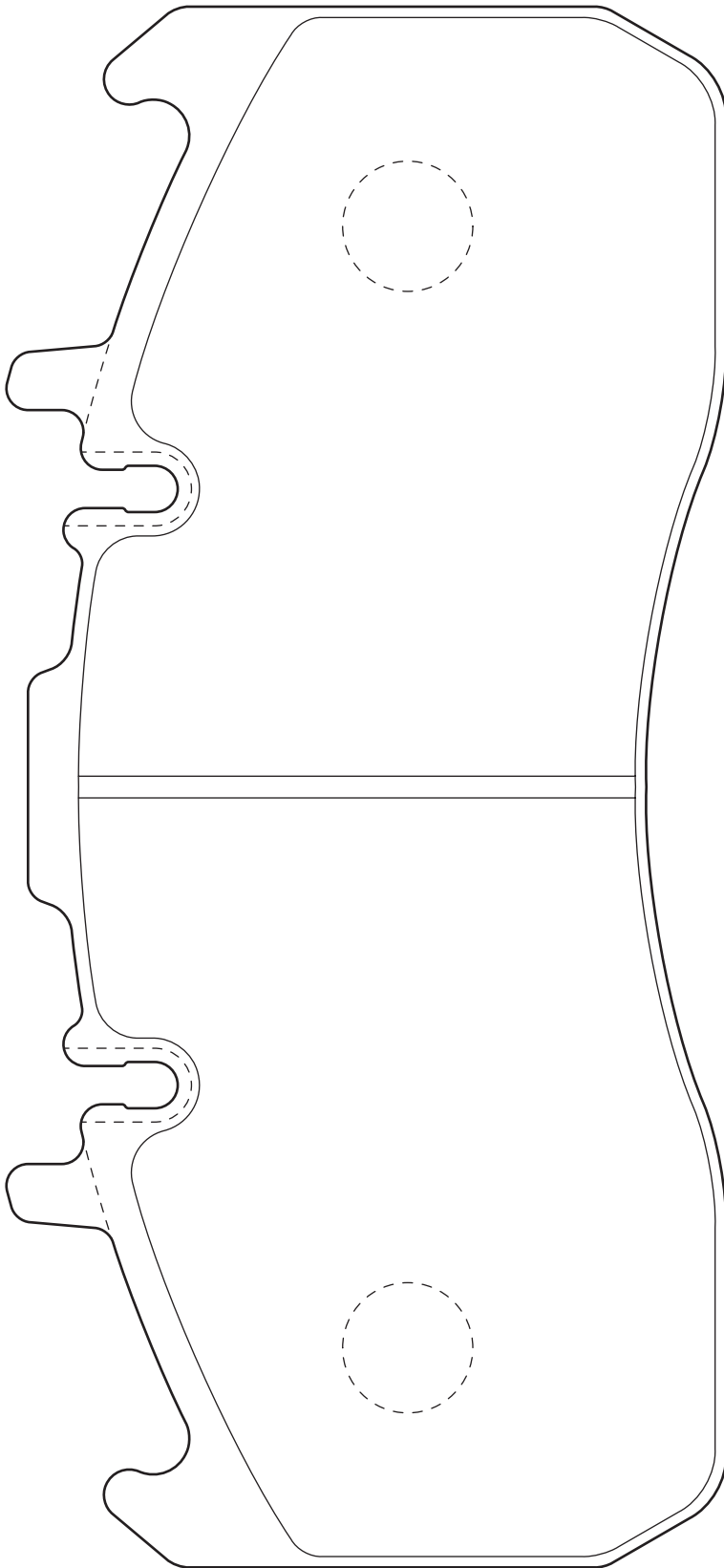


4x

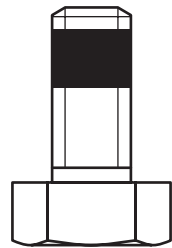


2x

RVI, VOLVO

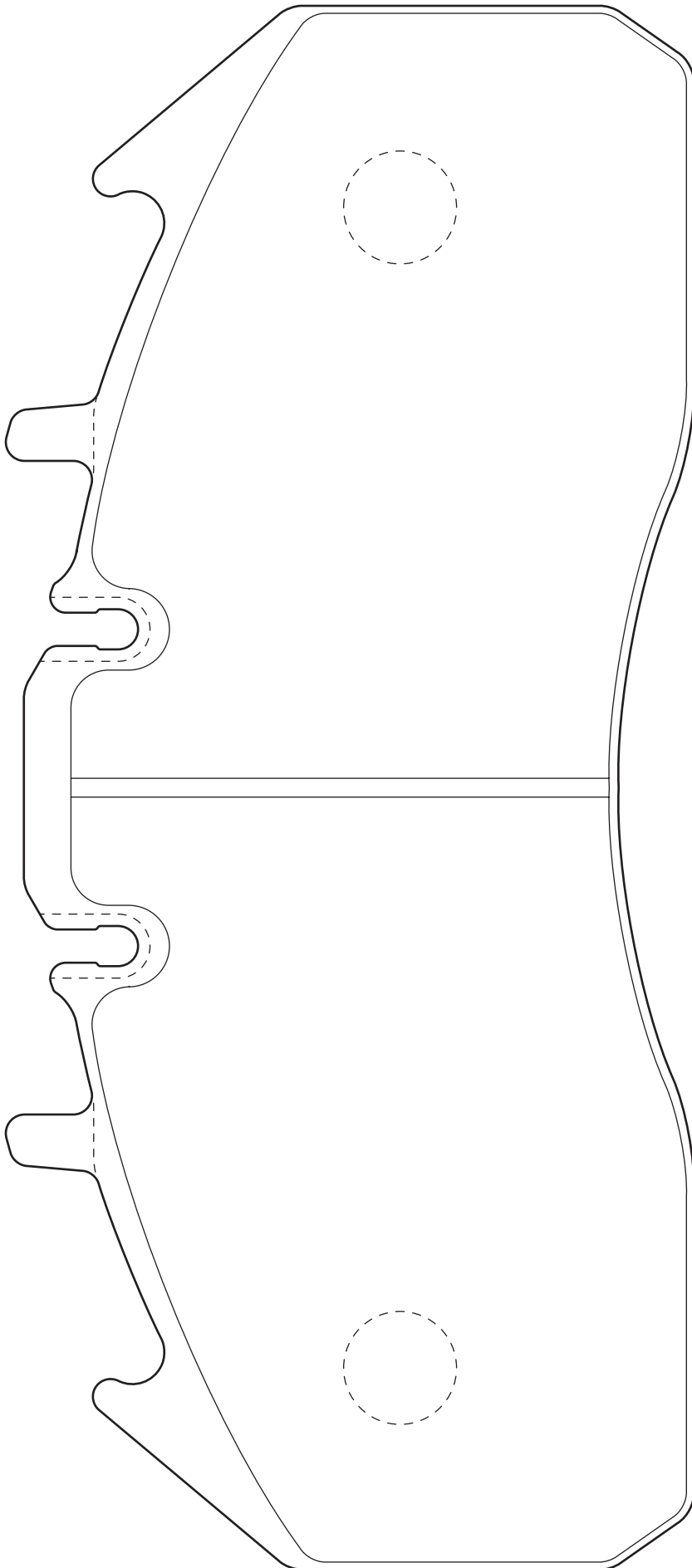


4x

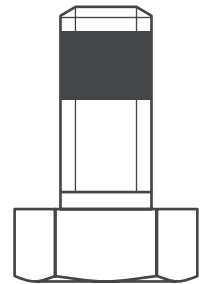


2x

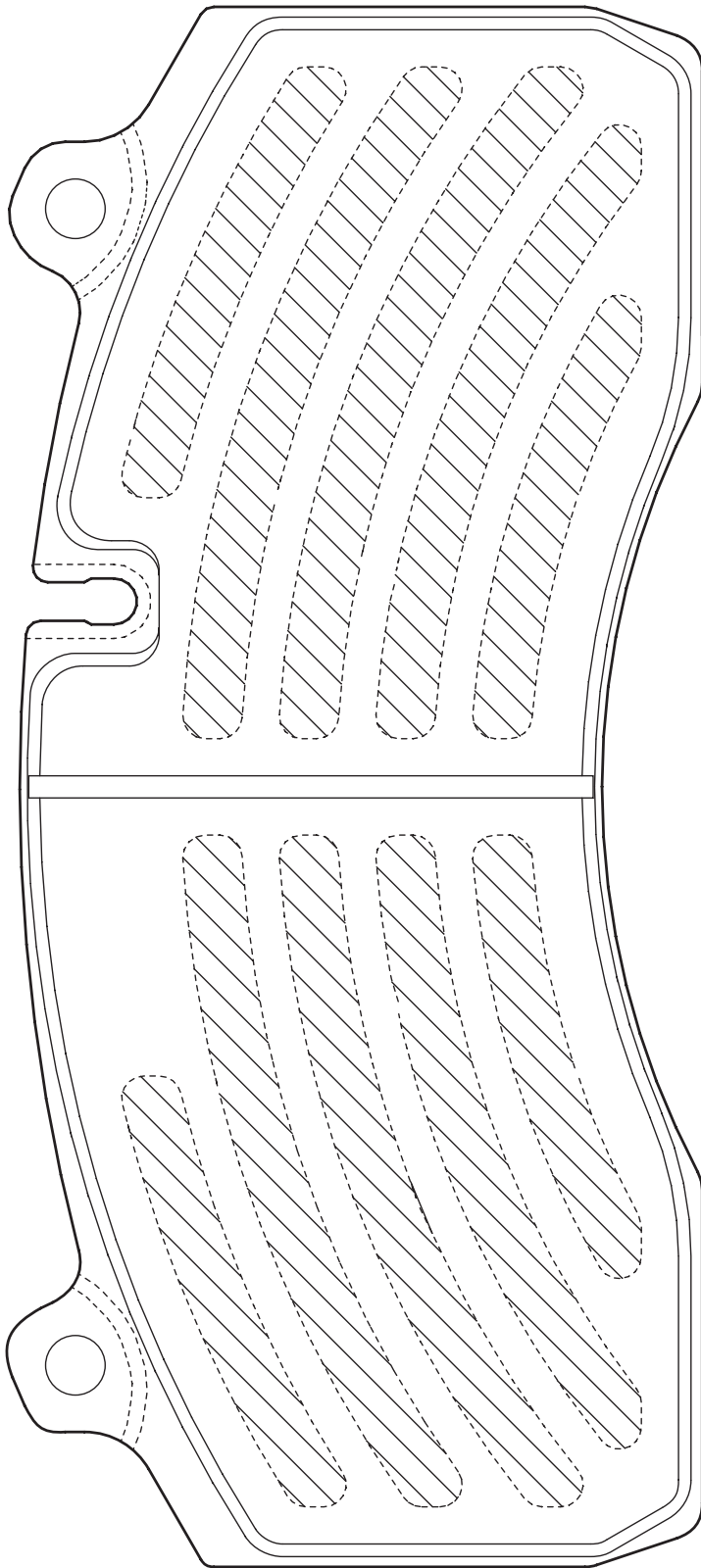
RVI, VOLVO




4x



2x



2x



4x



2x



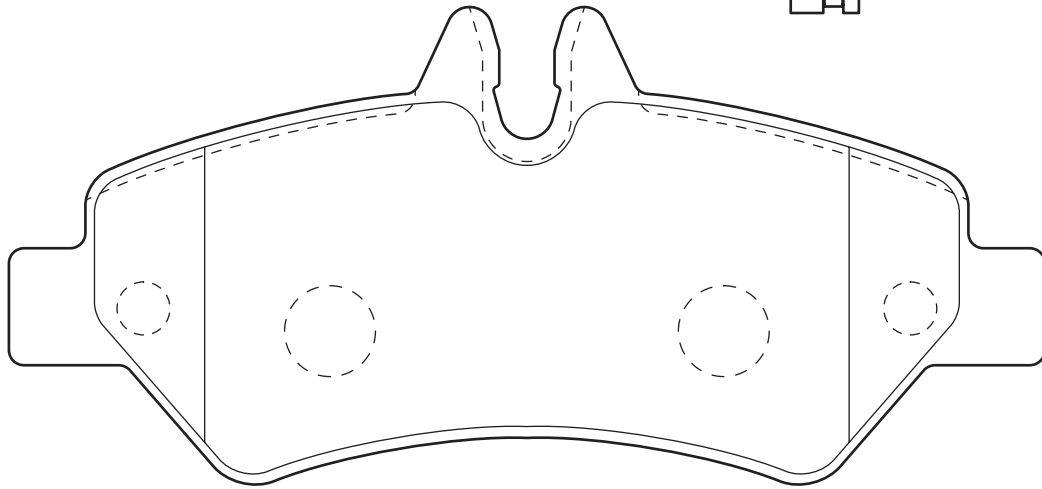
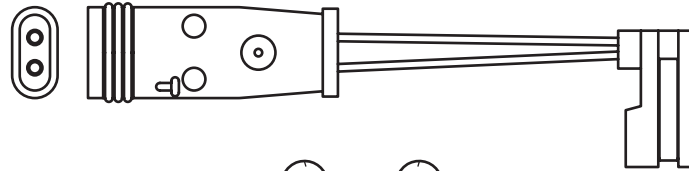
4x

2919009561

29190



RVI Mascott 5/5,5/6/6,5 T

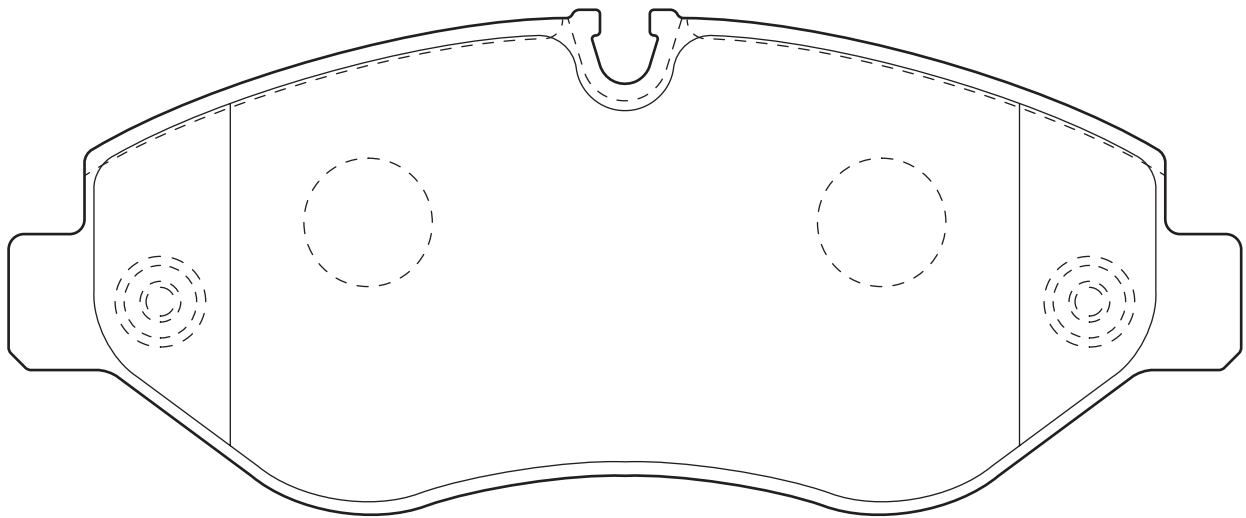


2919209560

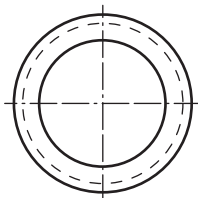
29192




MERCEDES Sprinter / VW Crafter 3T 06□



4x



4x

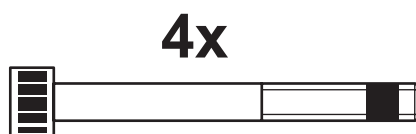
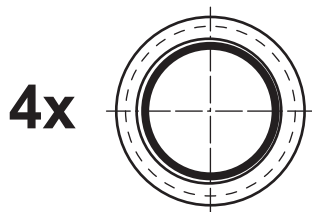
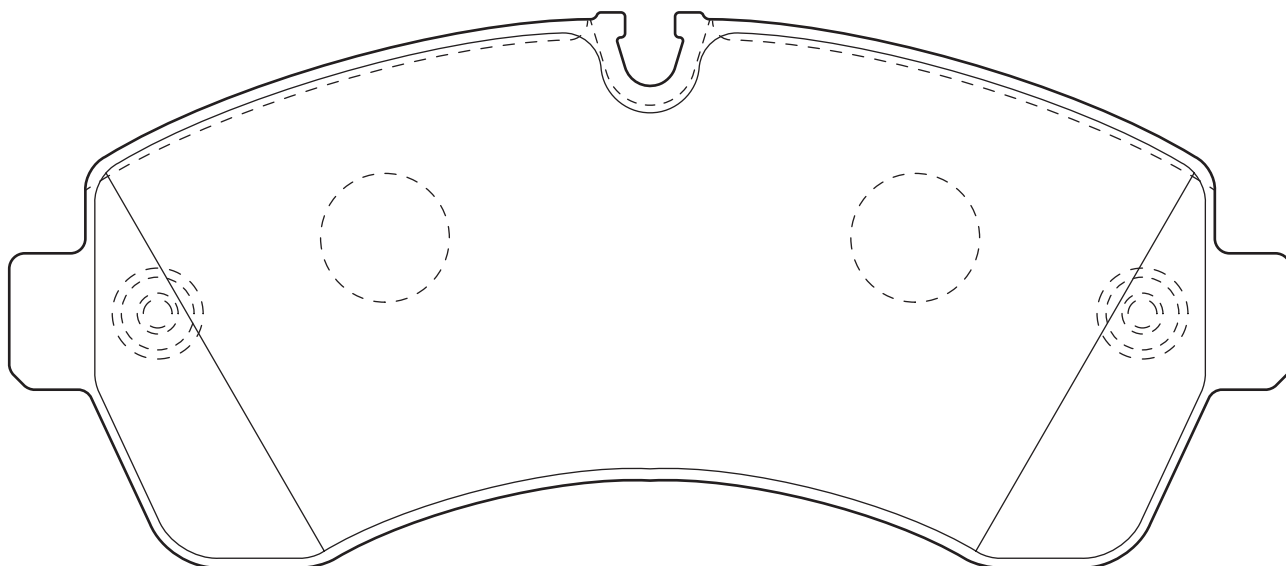


2920009560

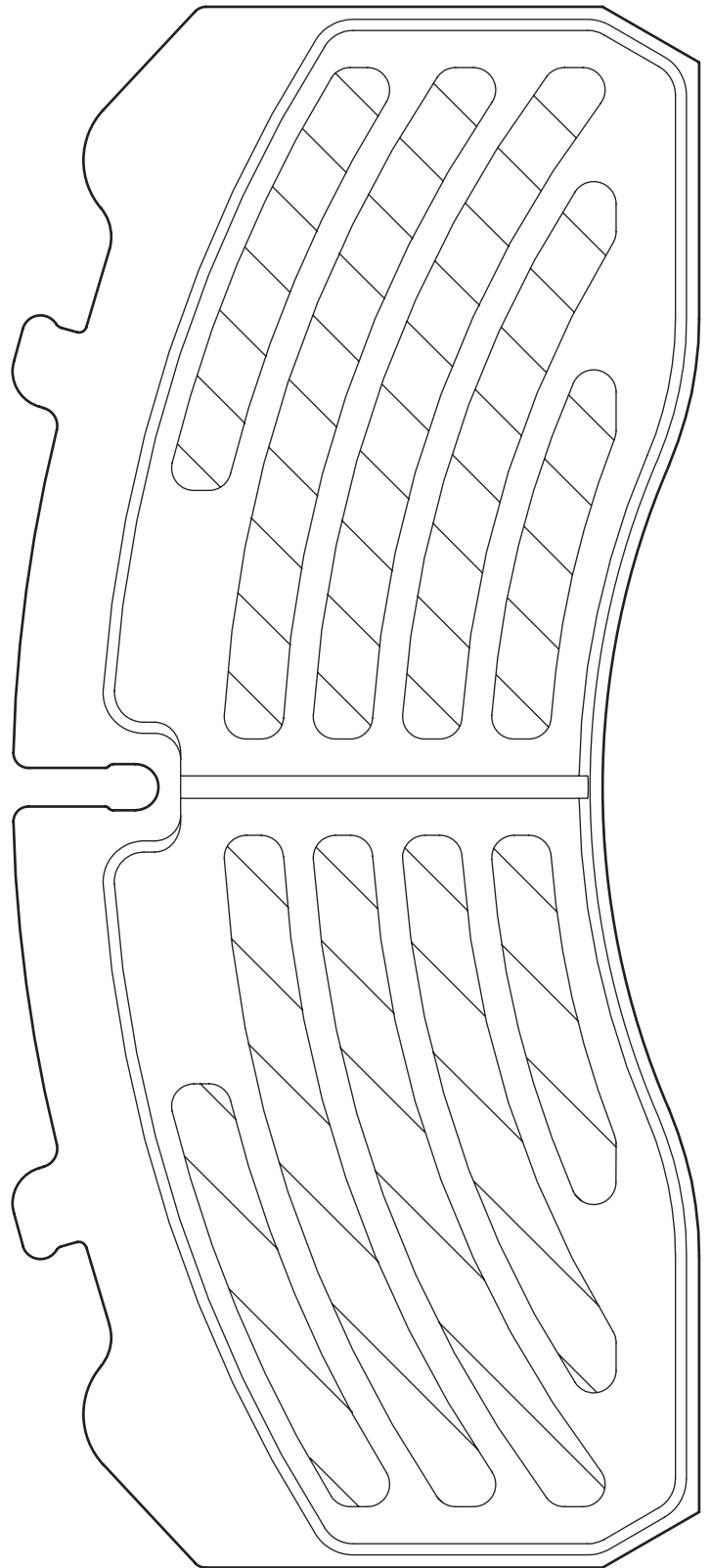
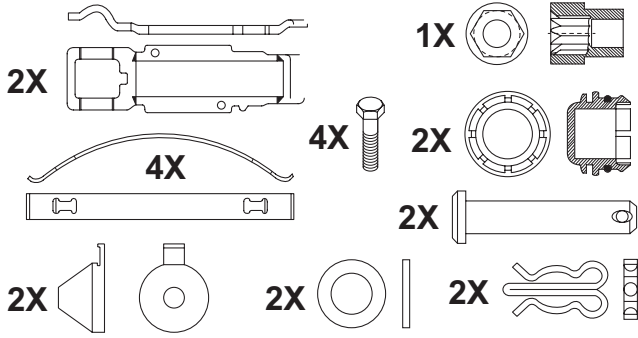
29200



MERCEDES Sprinter/ VW Crafter 5T 06→



MAN TG1 13T ALLRAD





165



78,5



20,5

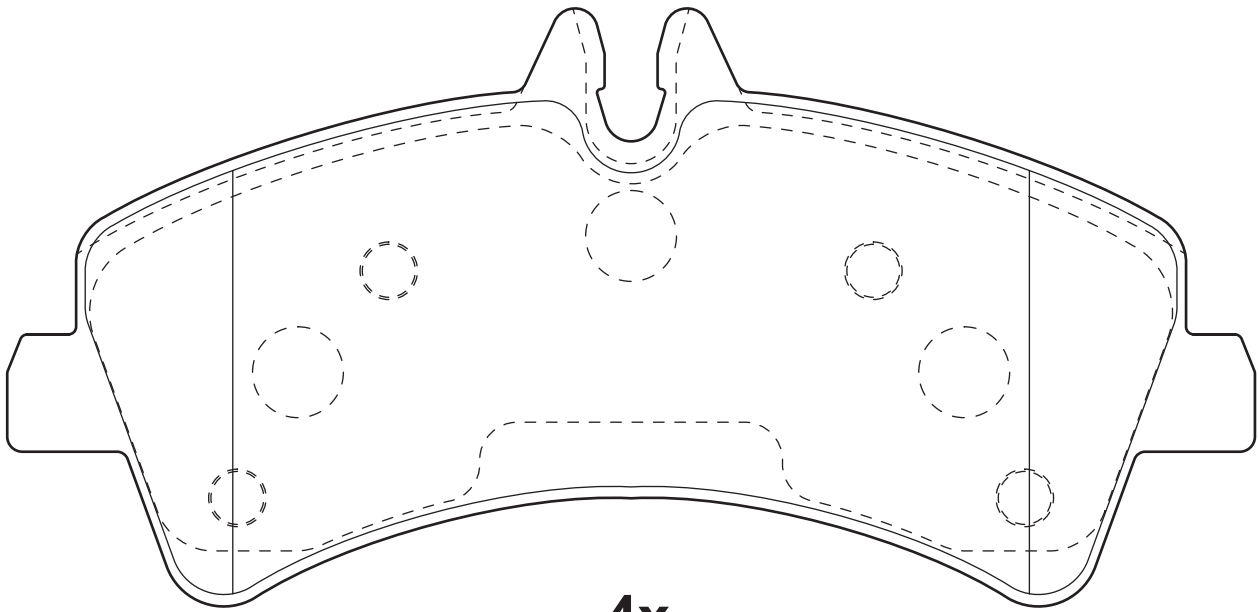


BOSCH

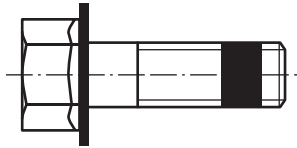


prepared for wear indicator

MERCEDES Sprinter/ VW Crafter 5T 06→

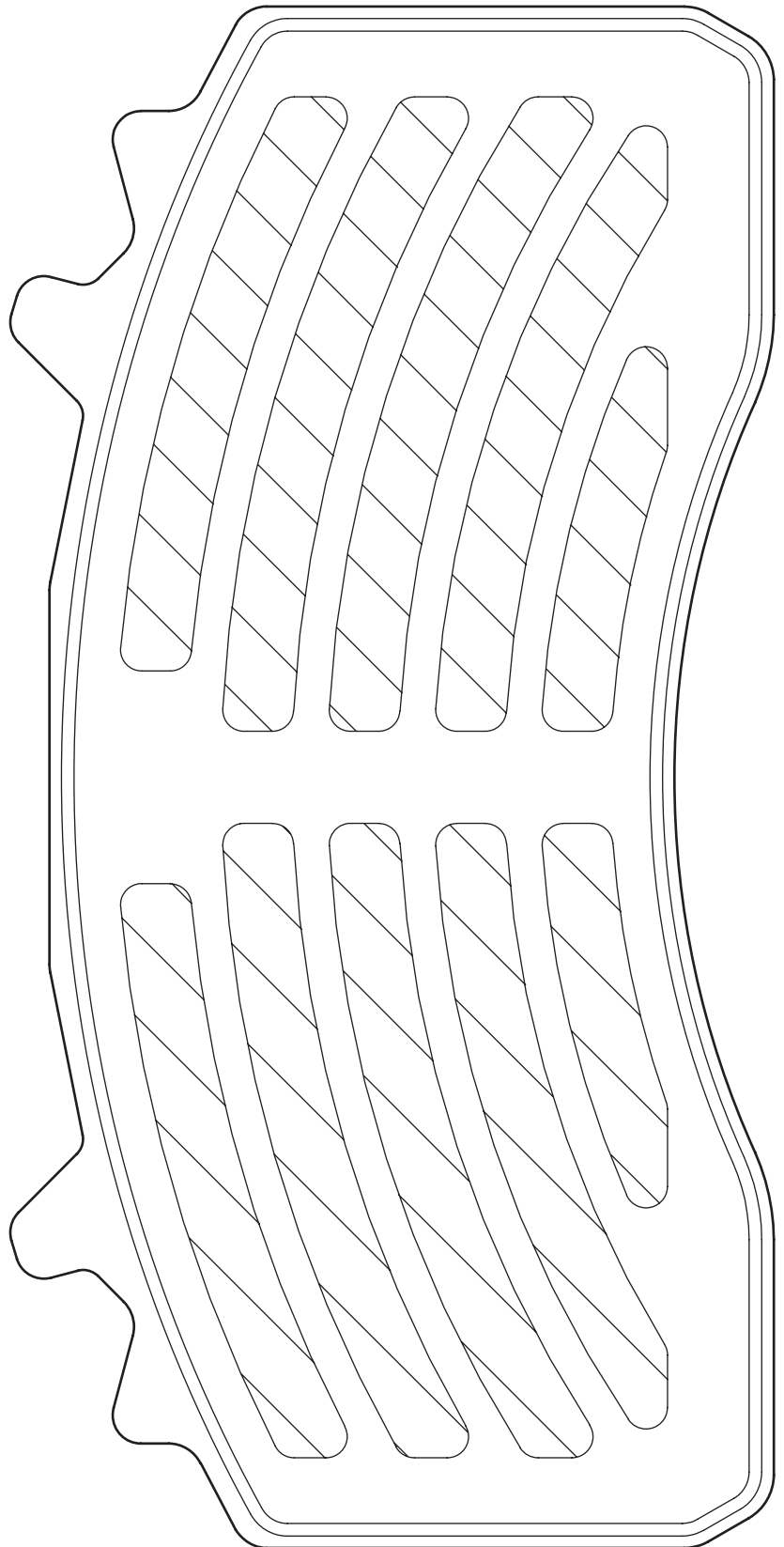
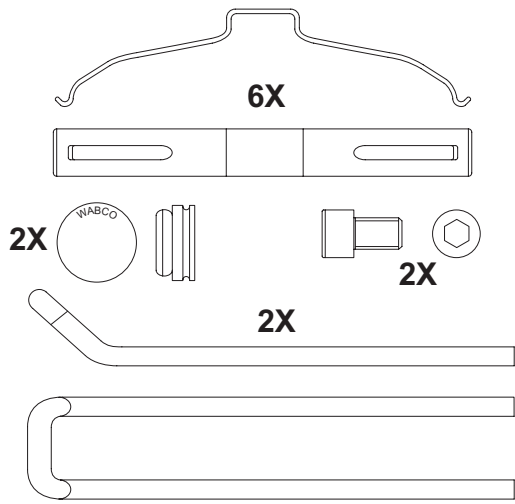


4x





MAN TGX, TGS

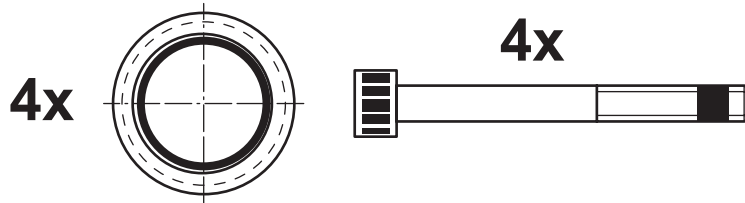
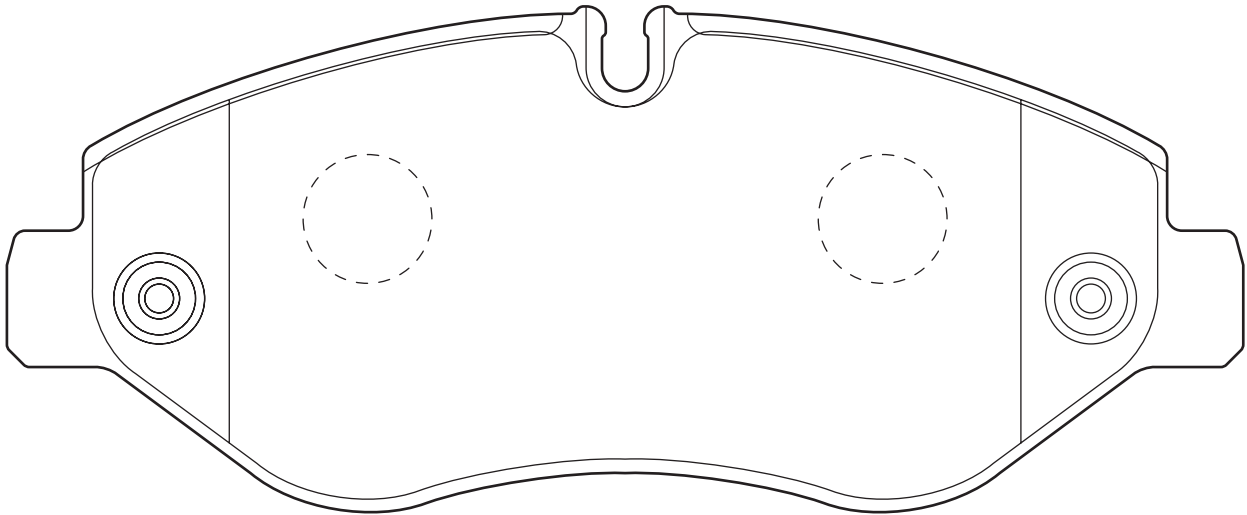


2922909560

29229



RENAULT Maxity

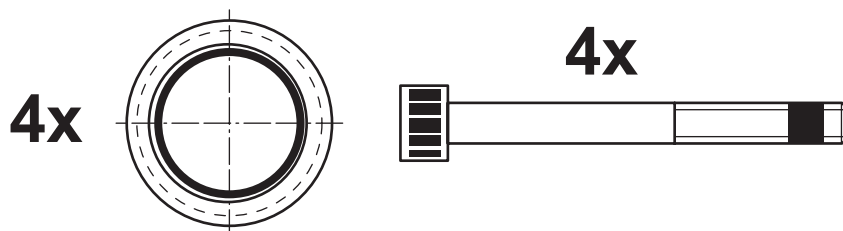
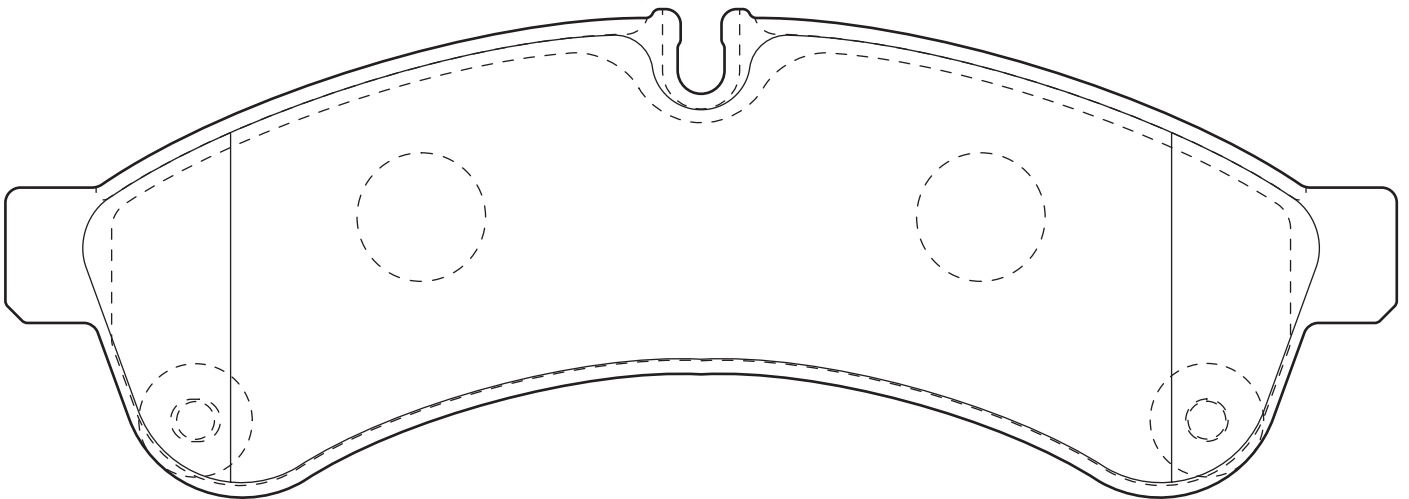


2923109560

29231



IVECO Daily III





141,5



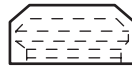

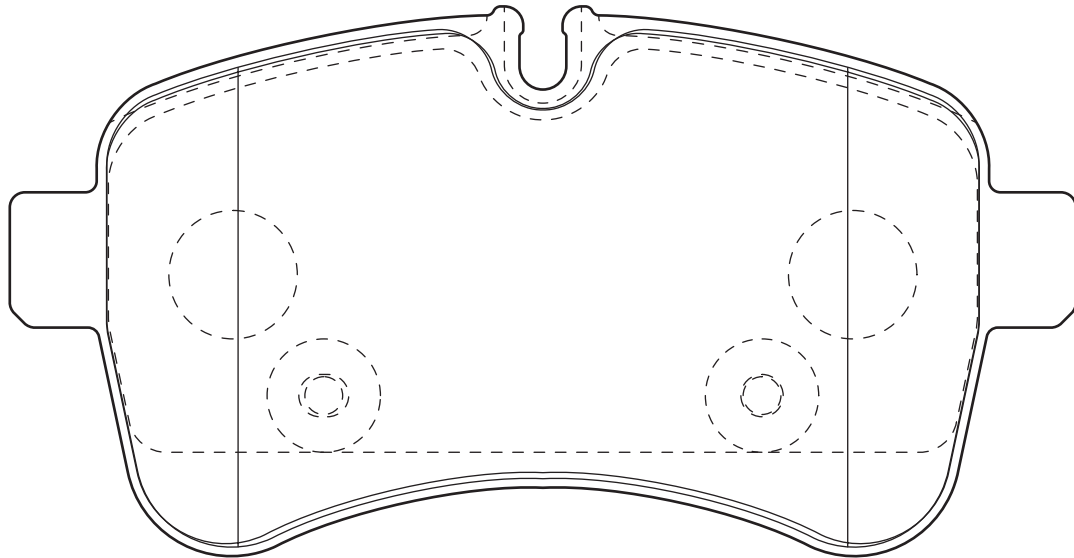
72,5



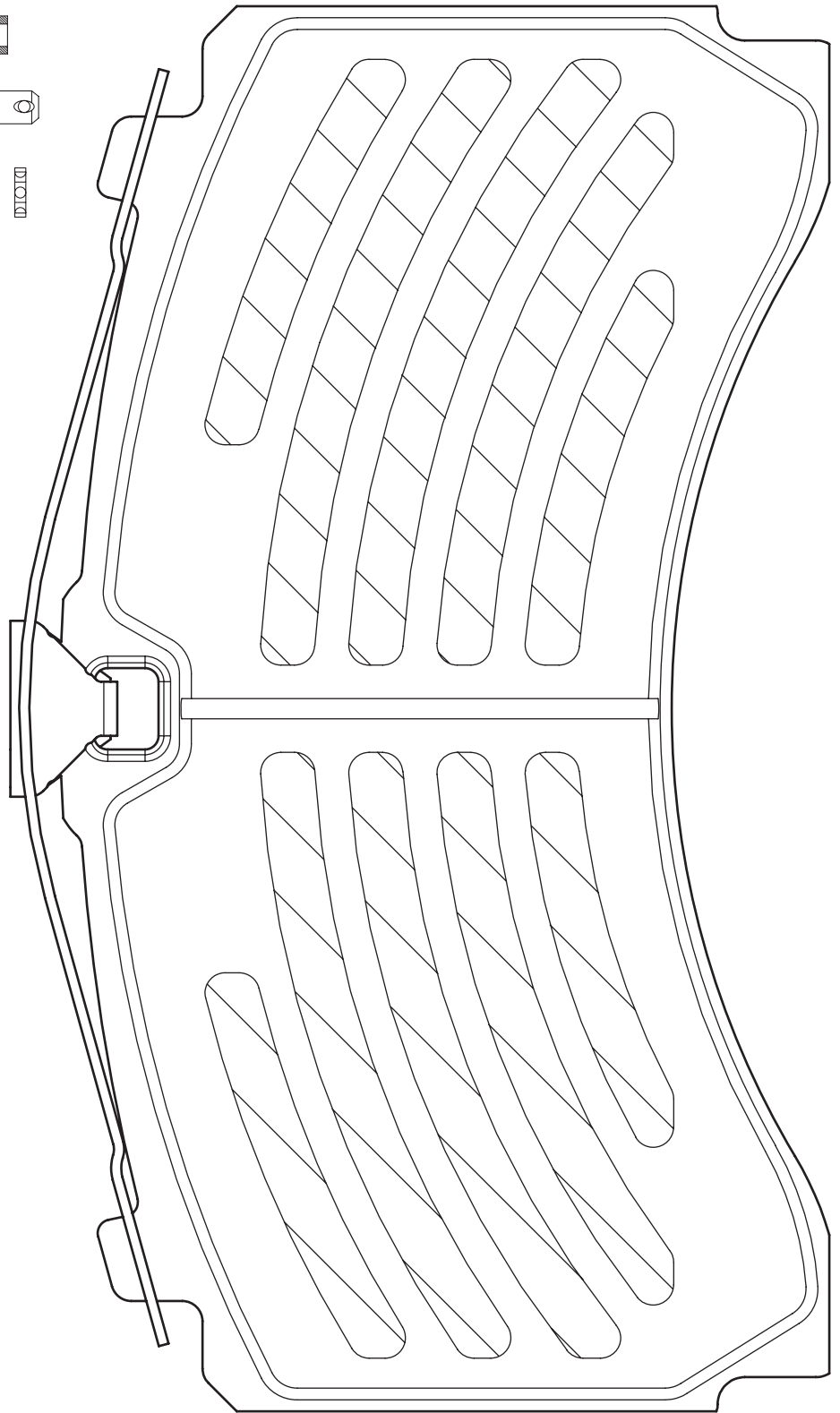
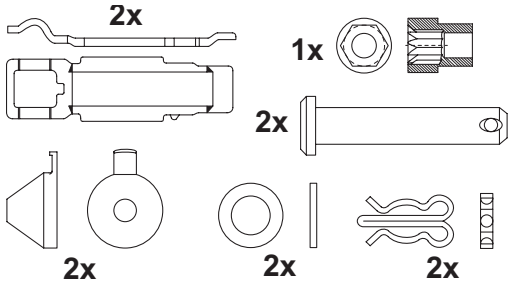
20,5



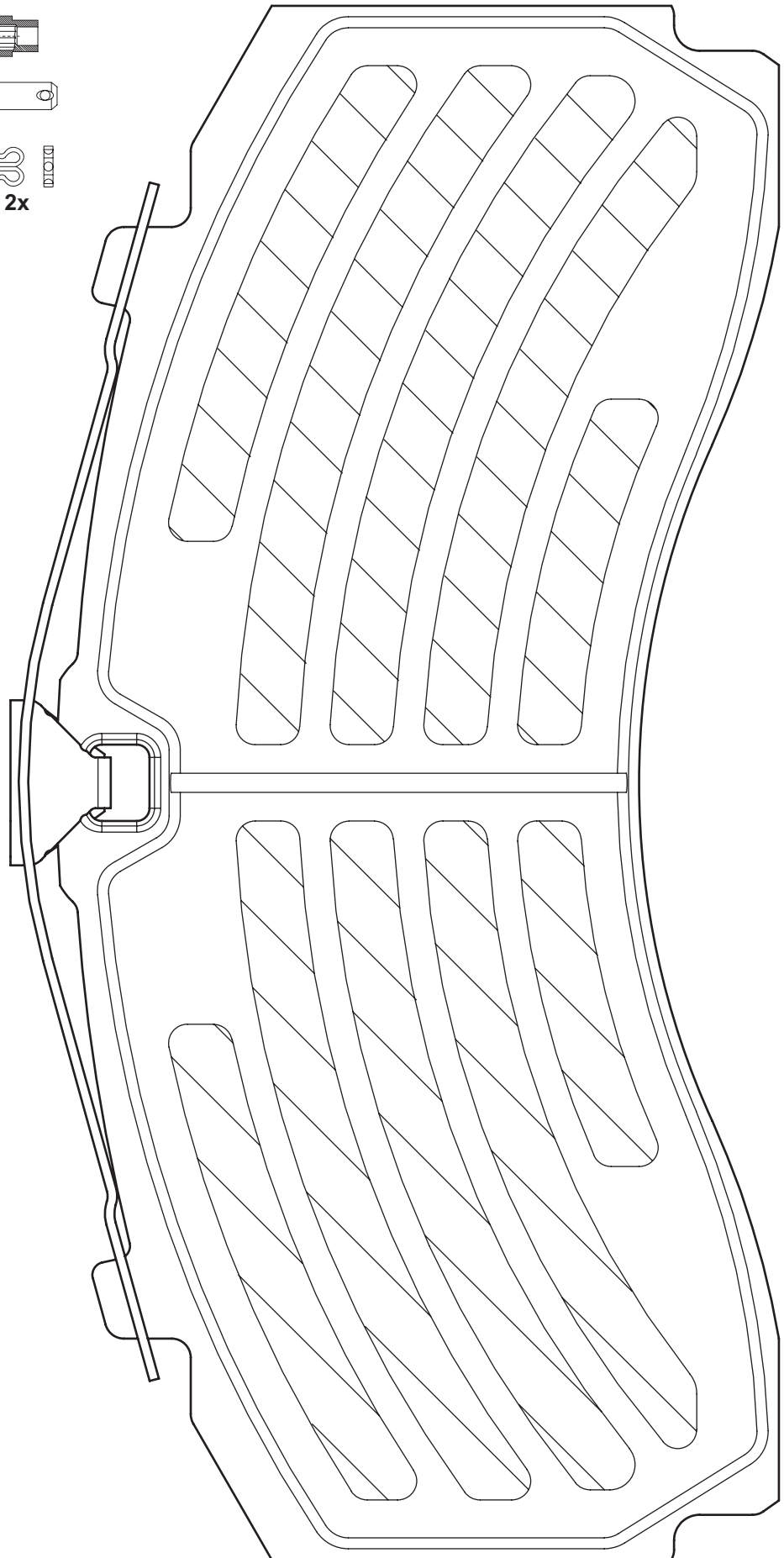
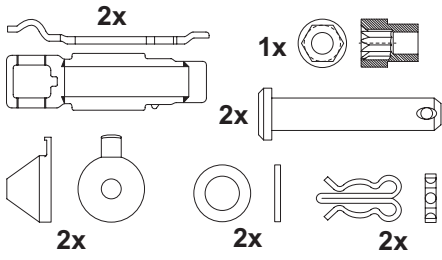
IVECO Daily III



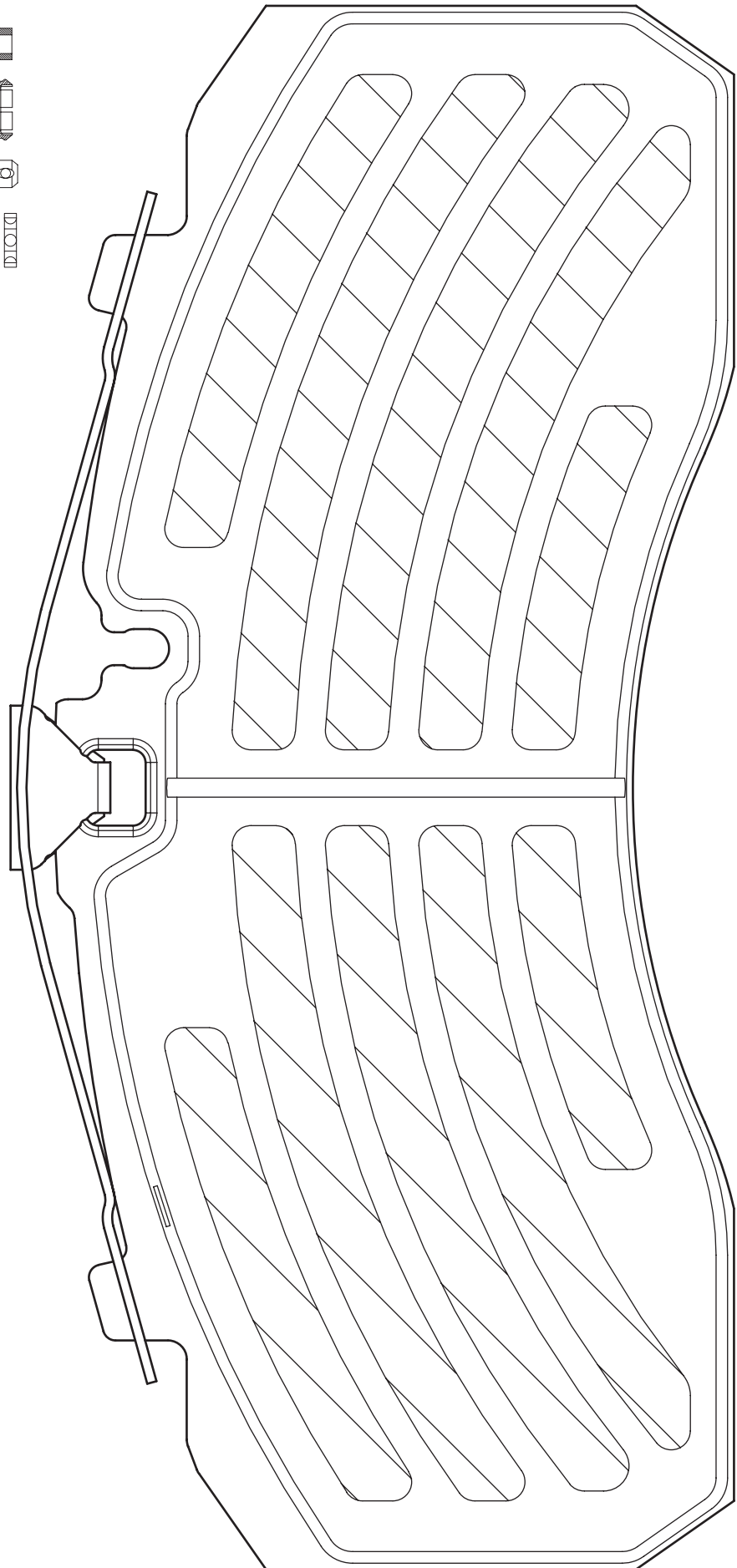
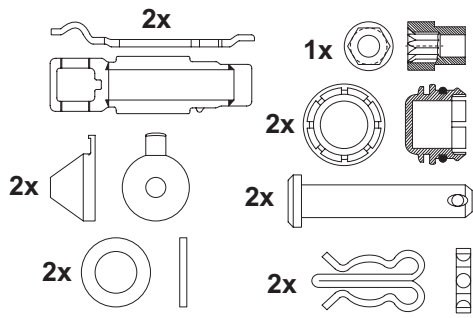
MERCEDES Actros IV (rear)



MERCEDES Actros IV (front)

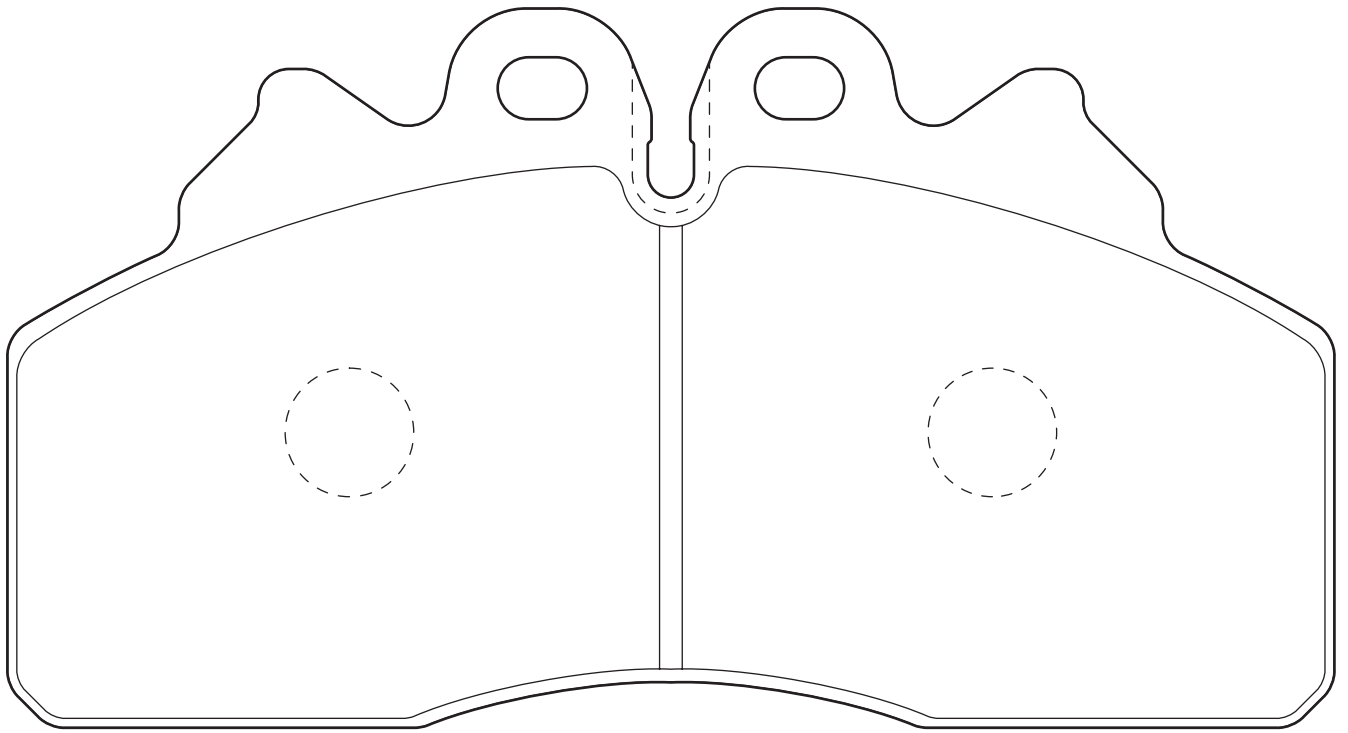



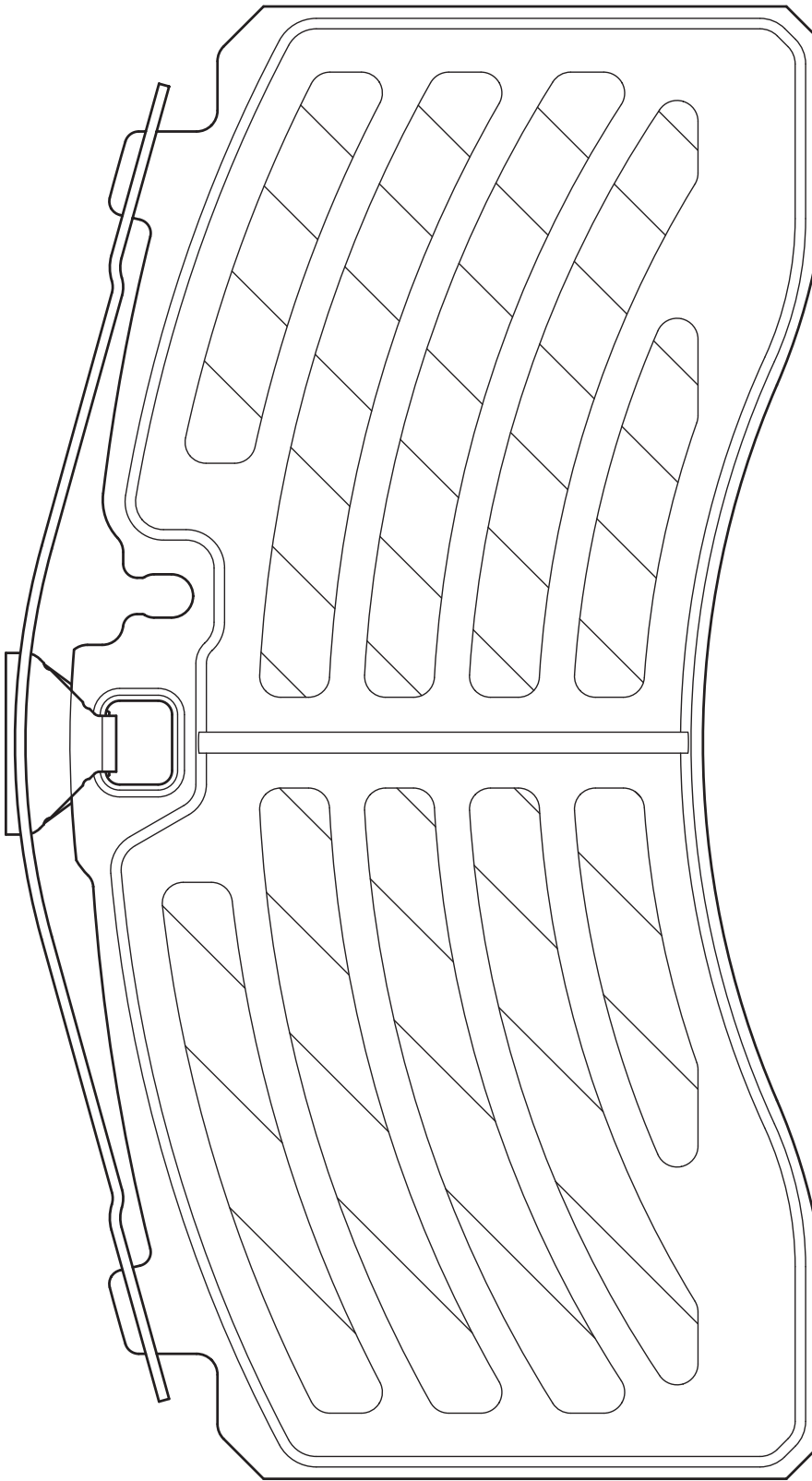
MERCEDES BENZ, IVECO, MAN



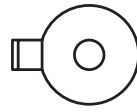
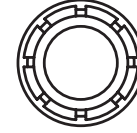


IVECO Eurocargo 2008 onwards






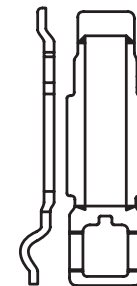
2X



2X



1X



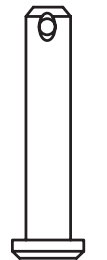
2X



2X

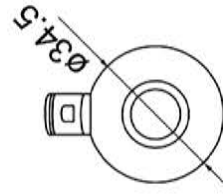
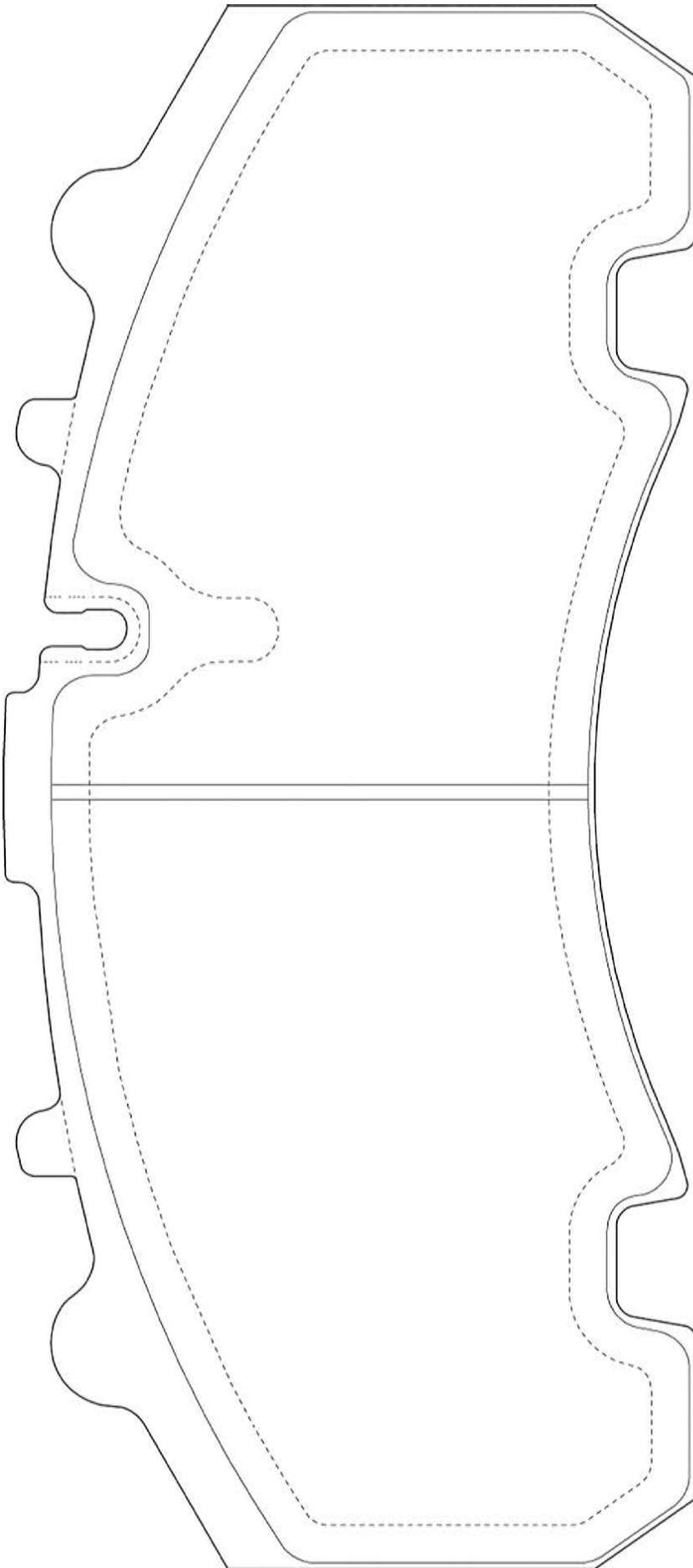


2X

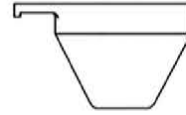


2X

BPW (Double notch)



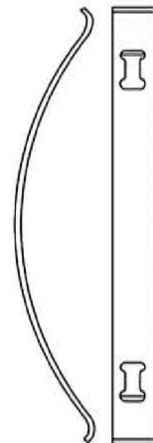
2X



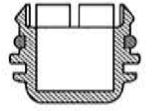
2X



2X



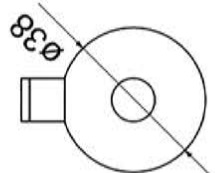
4X



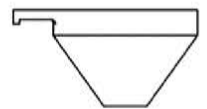
2X



2X

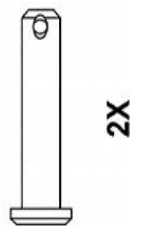
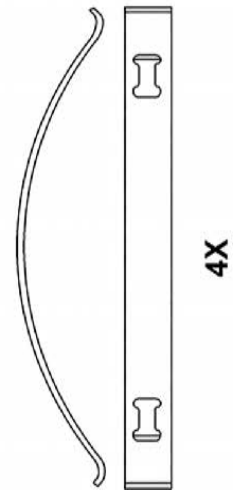
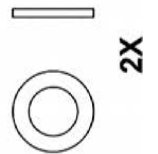
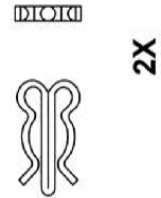
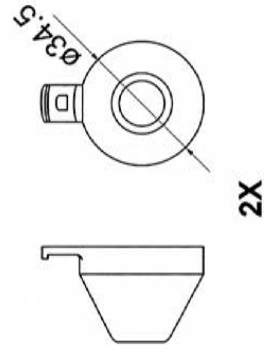
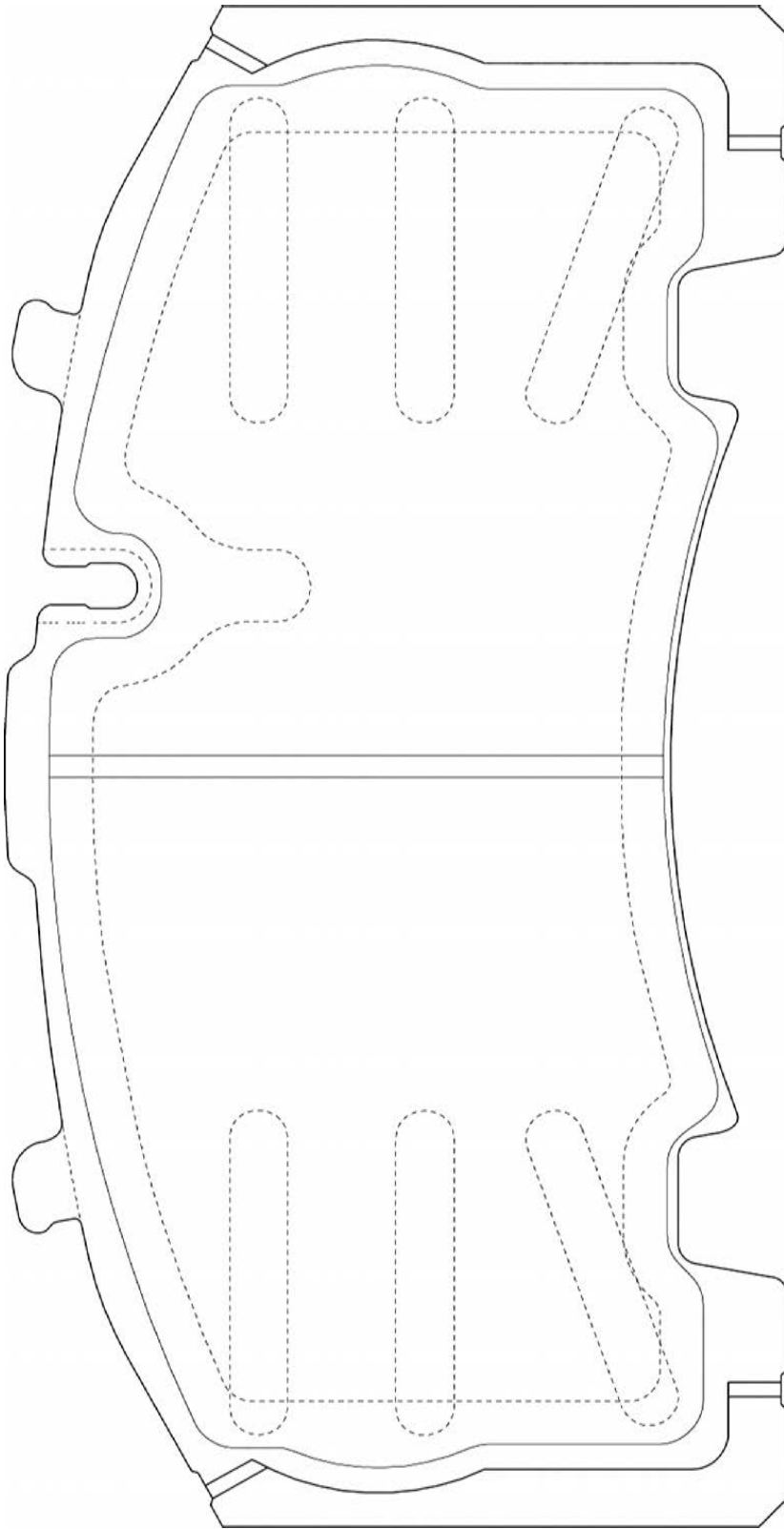


2X





BPW (Double notch)



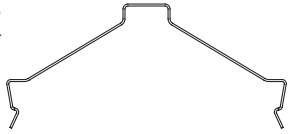


SAF Axle

2X



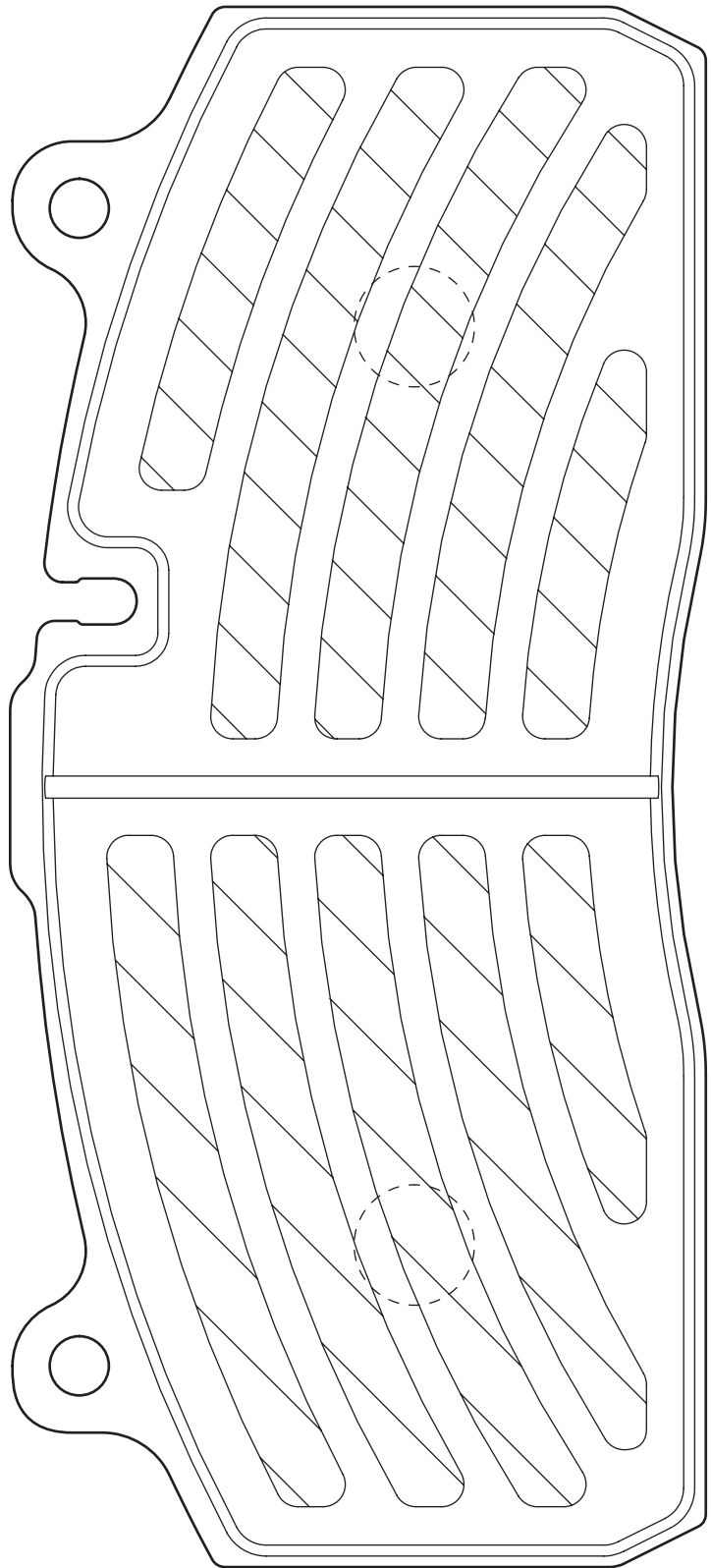
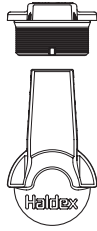
2X



4X



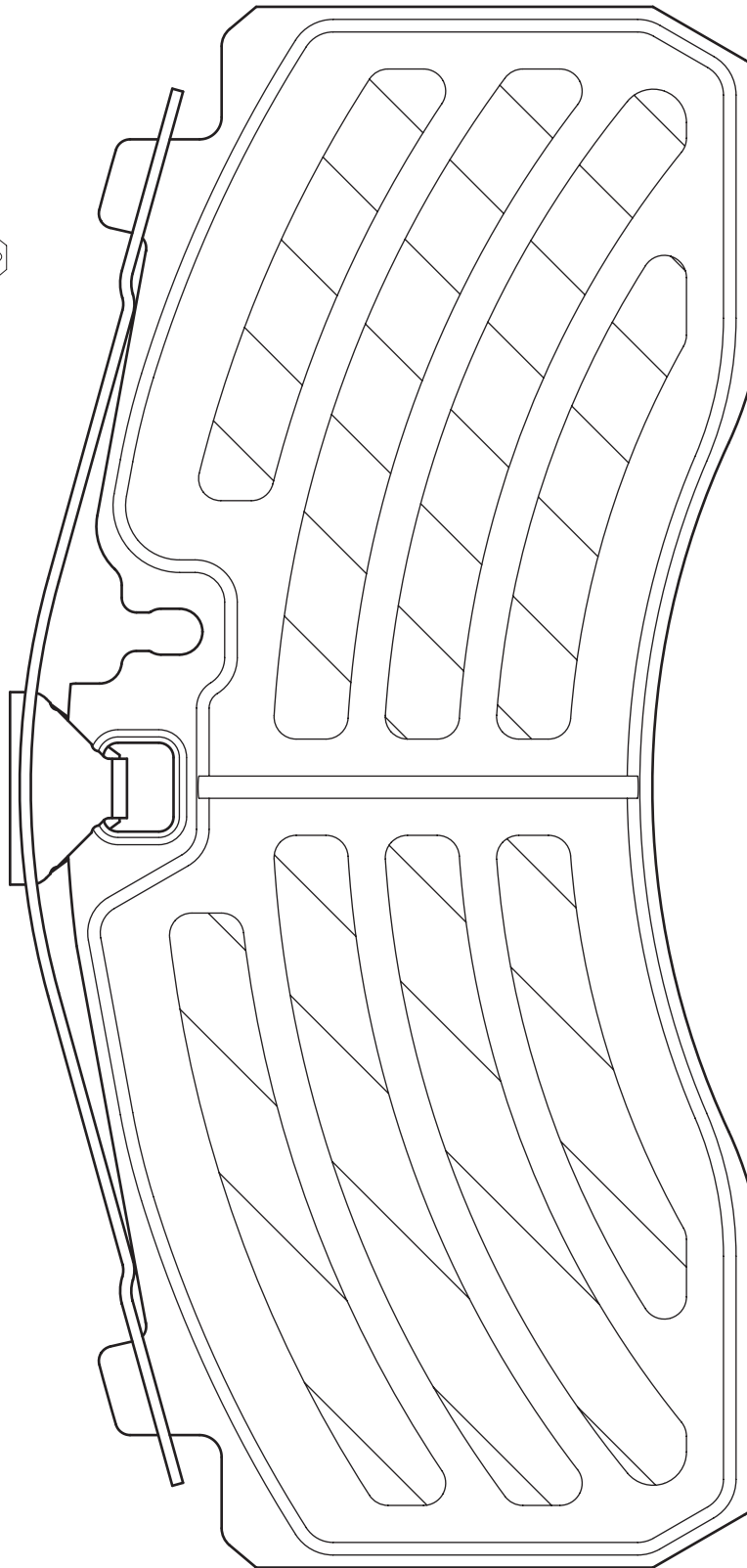
2X





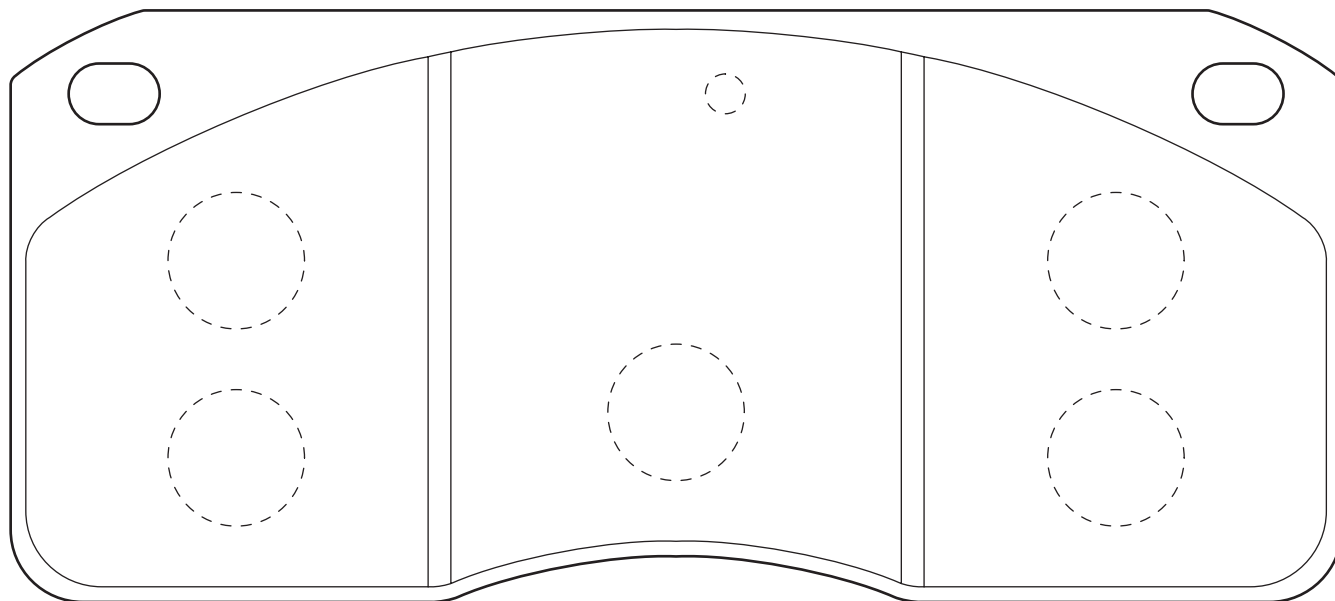
IVECO, MAN, MERCEDES BENZ

- 2X
- 1X
- 2X
- 2X
- 2X
- 2X

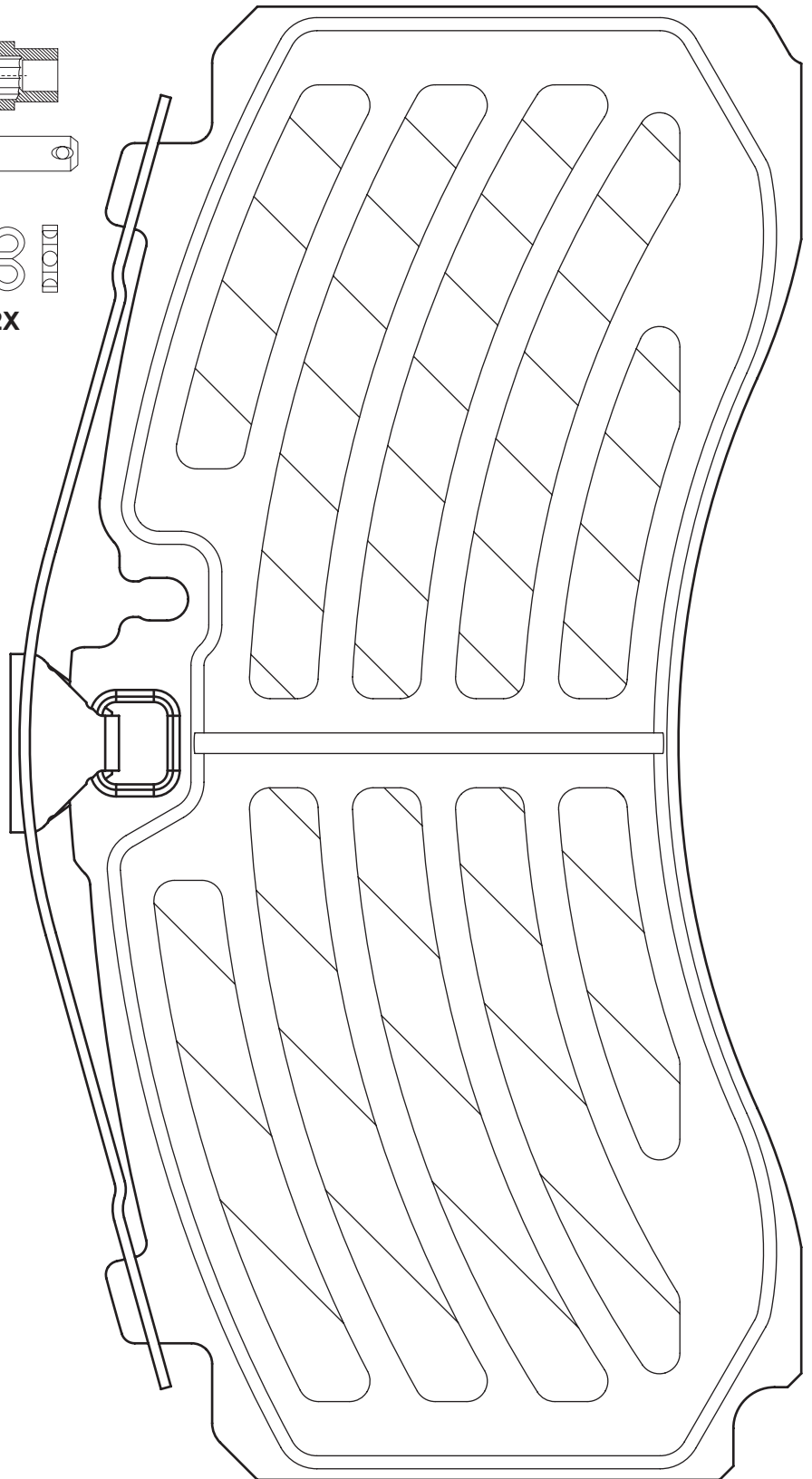
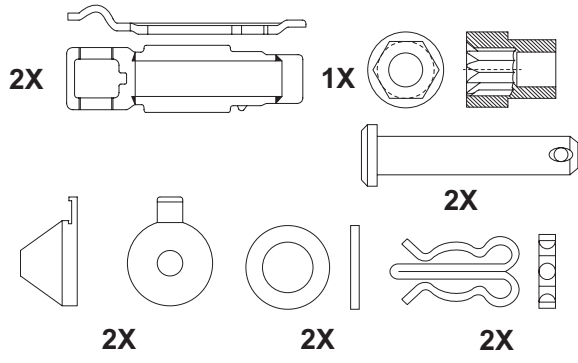




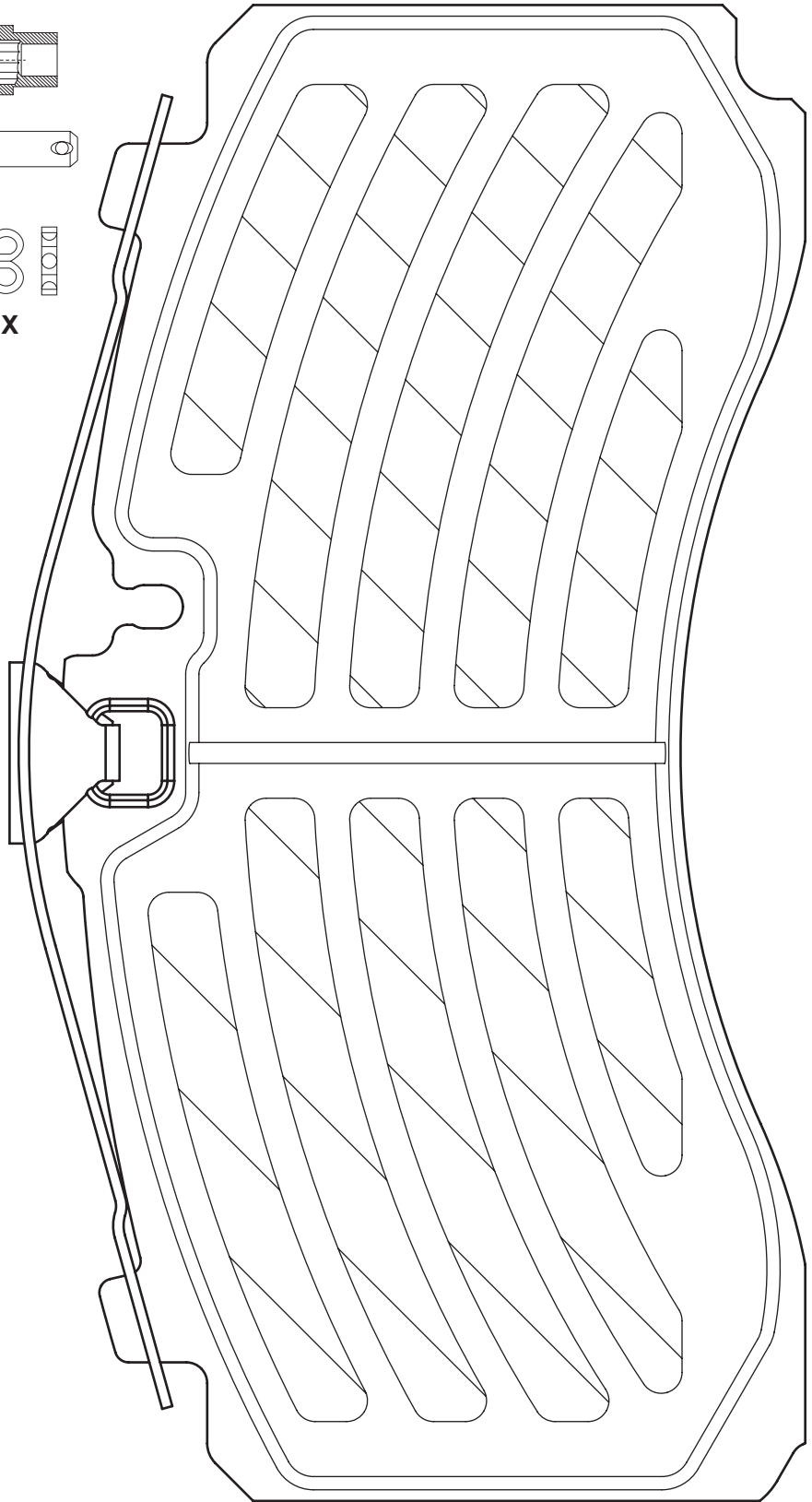
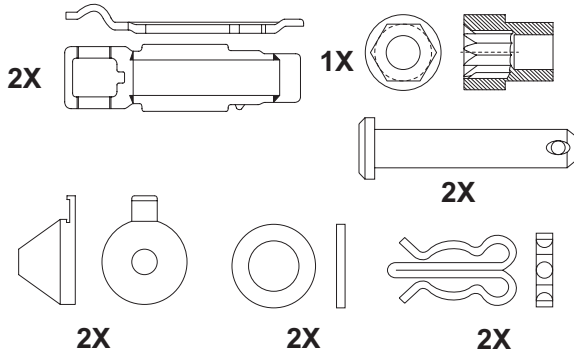
AWD, Volvo



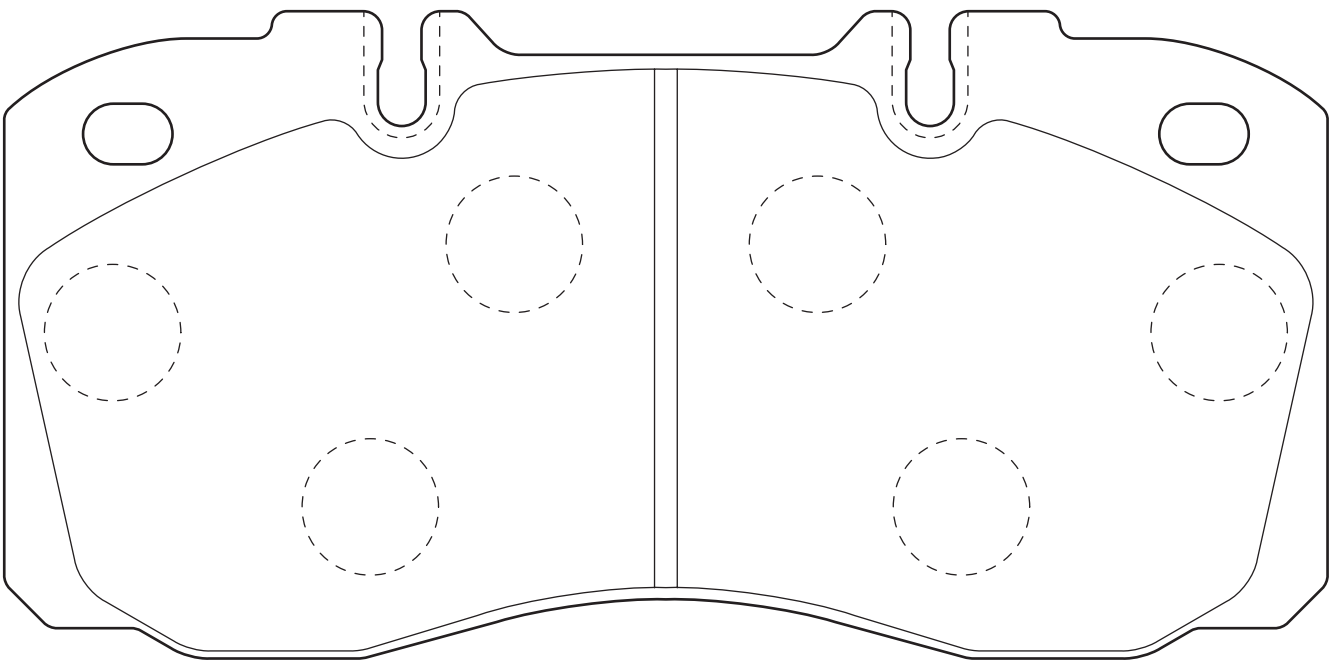
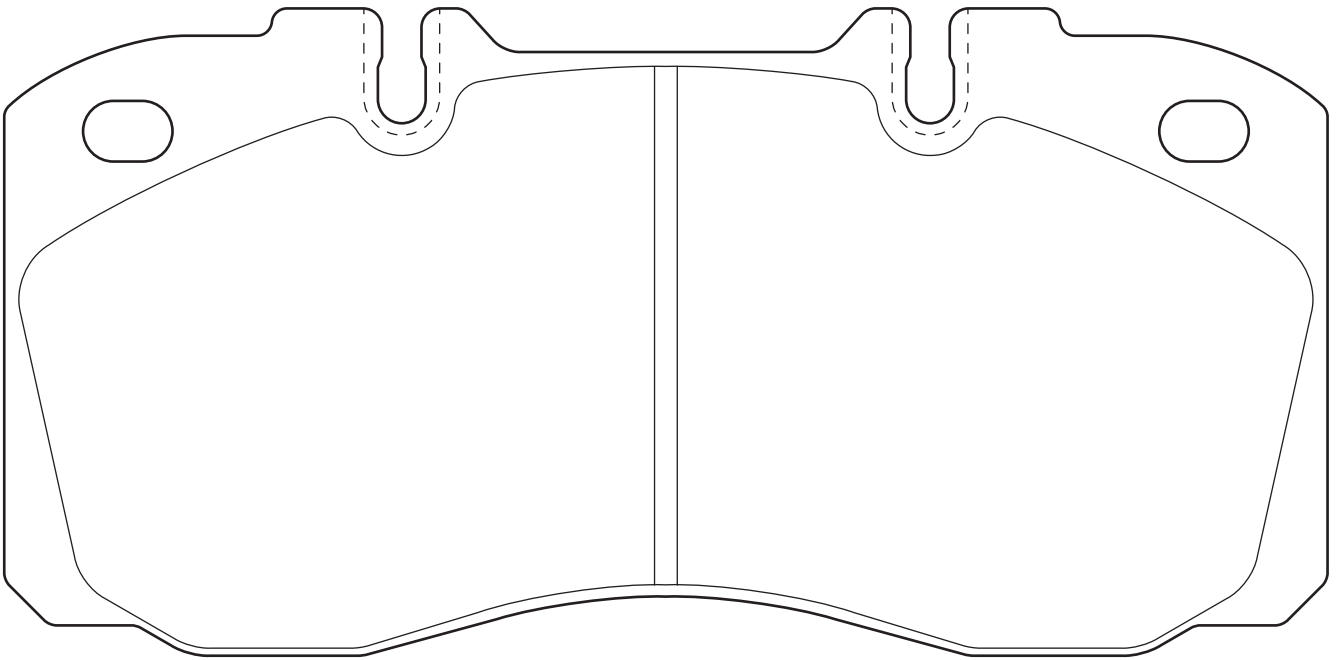
SAF Axle



Schmitz CargoBull Axle



IVECO

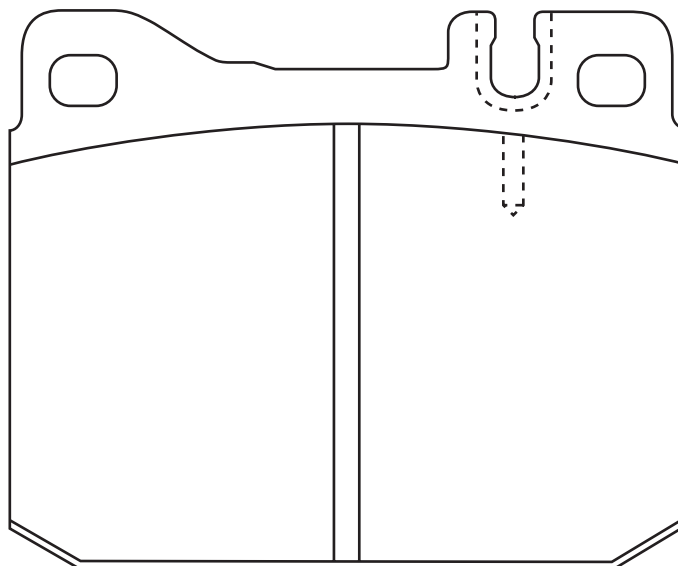


2955405880

29554



MERCEDES Unimog

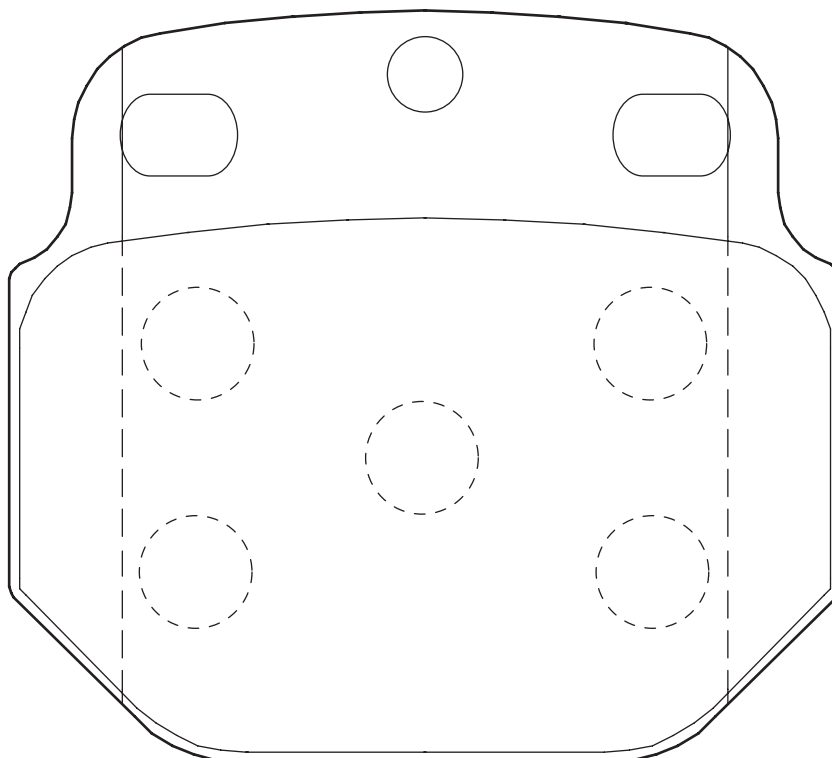


2968805440

29688



AUWÄRTER, IVECO



2974705440

29747



140



121



33

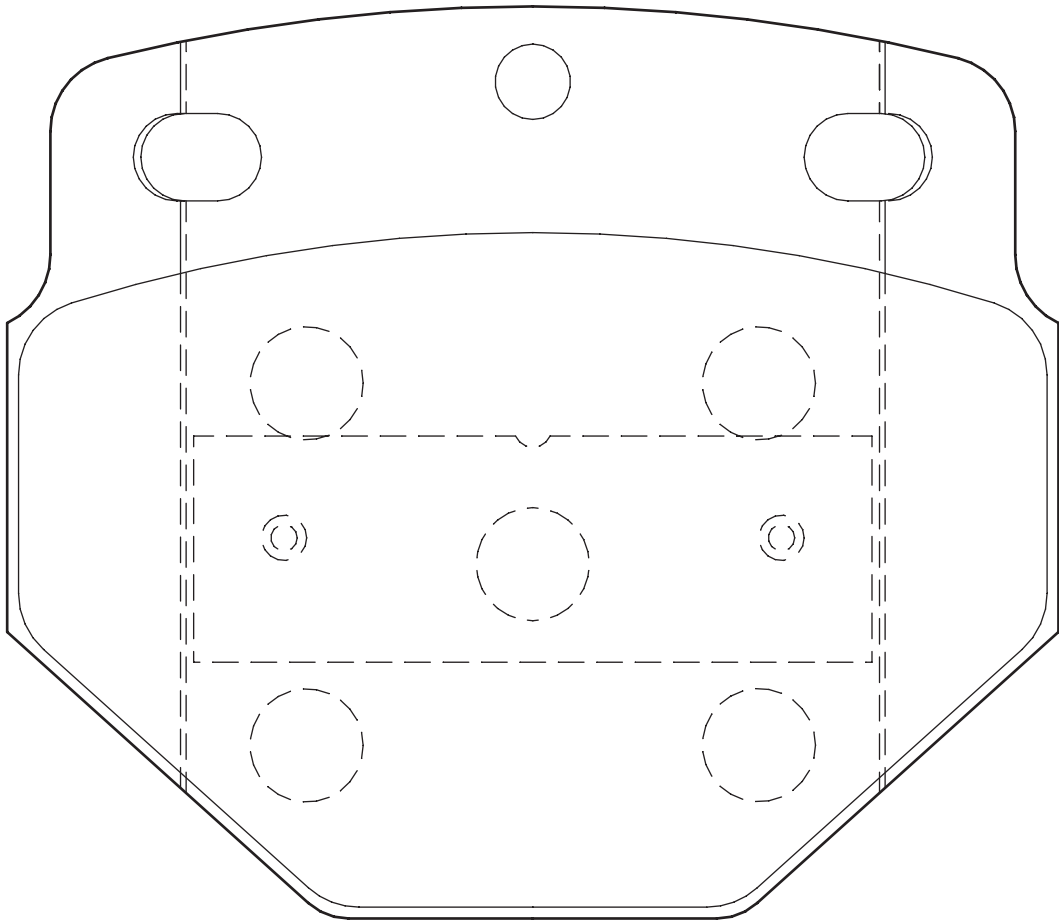


KNR K 85



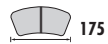
not prepared for wear indicator

BOVA, DAF, MAN, NEOPLAN, SETRA, VAN HOOL



2983505440

29835



175



85



22

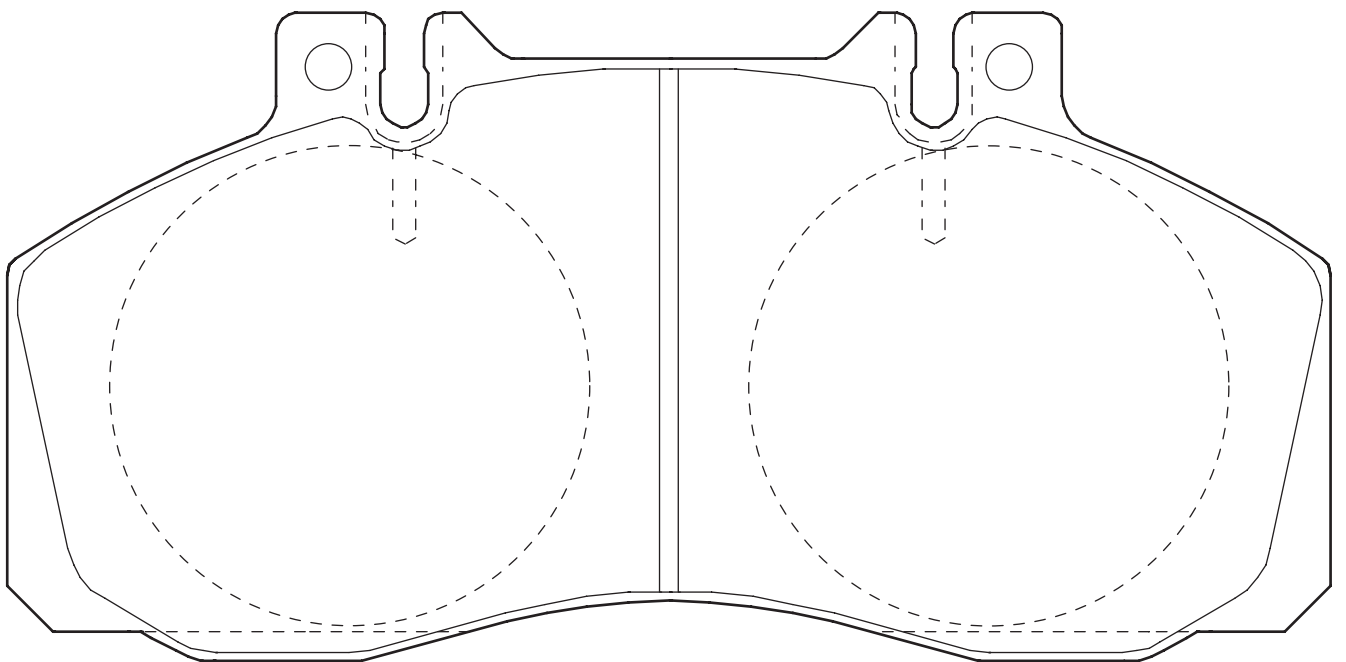


MERITOR



prepared for wear indicator

MERCEDES BENZ

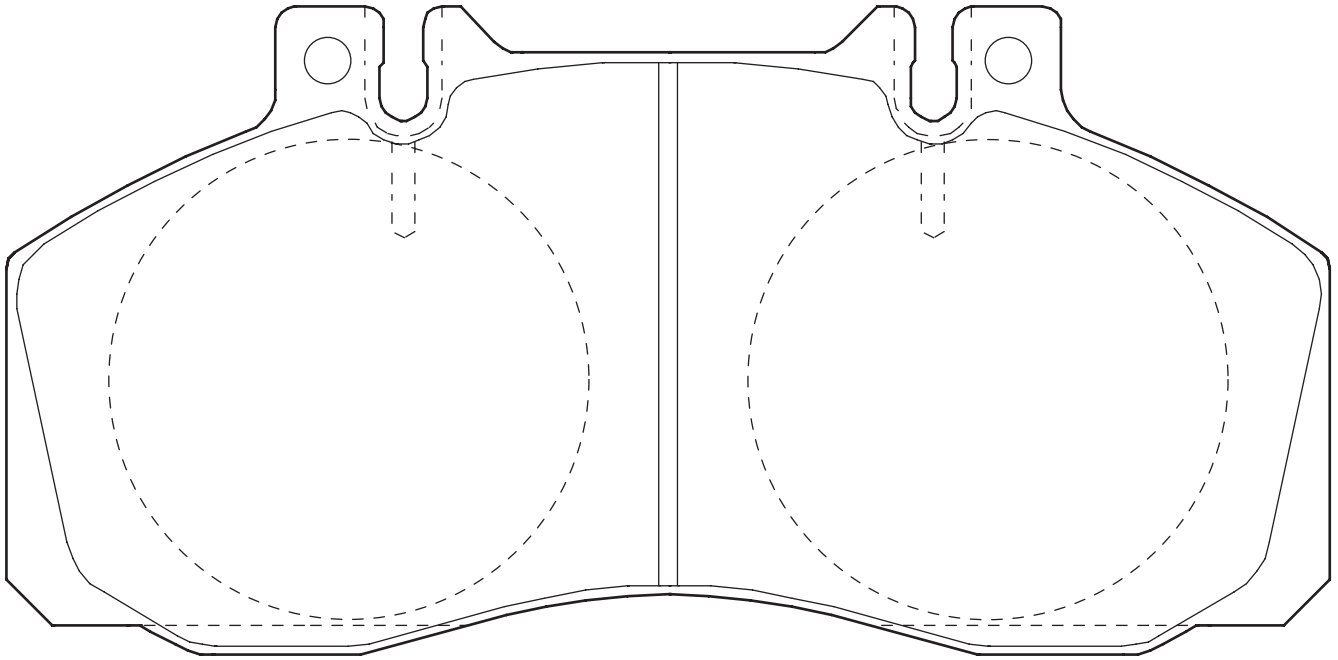


2983509560

29835



MERCEDES T2

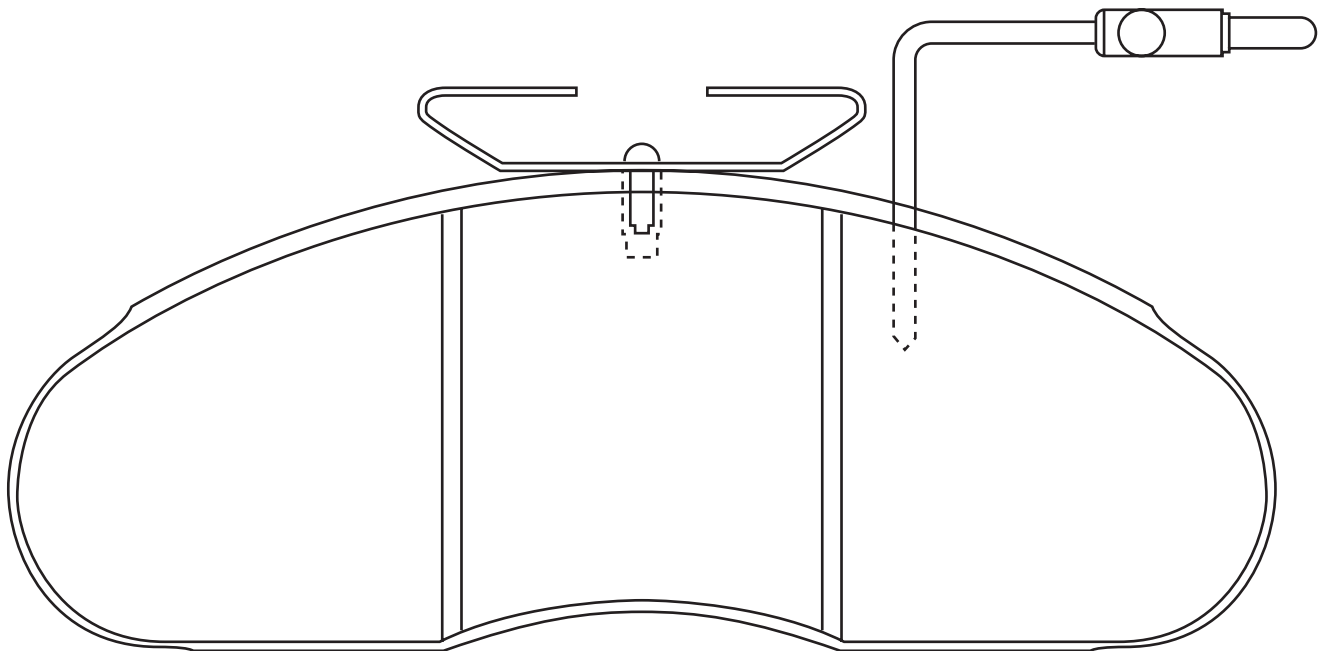


2998404612

29984



NISSAN Trade



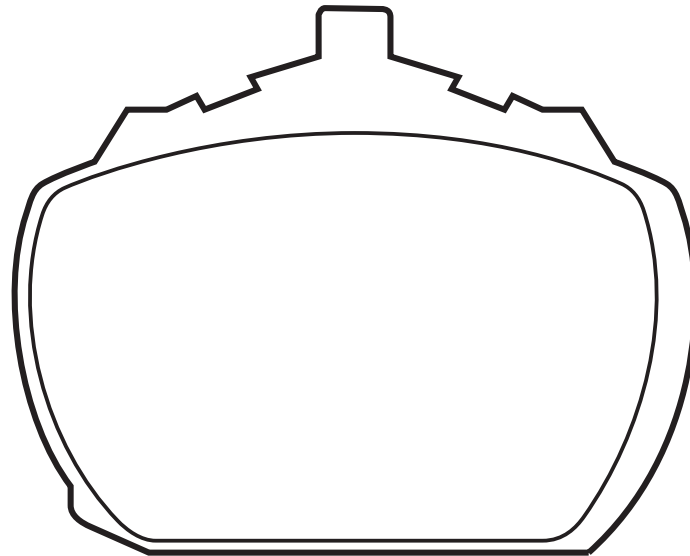
571233

20364



excl. wear warning contact

FORD Transit



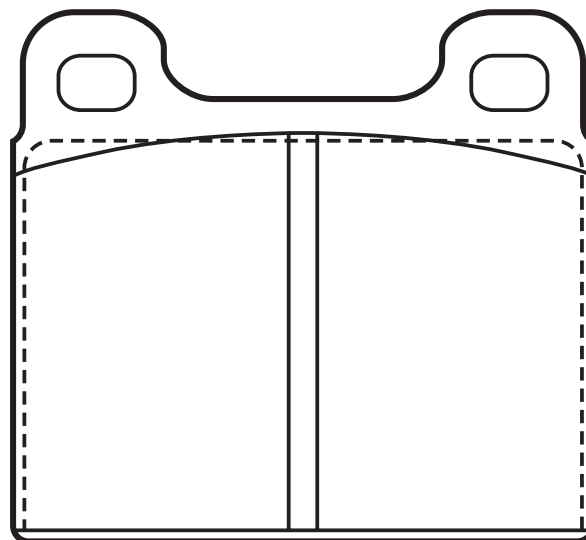
571236

20011



excl. wear warning contact

VOLKSWAGEN



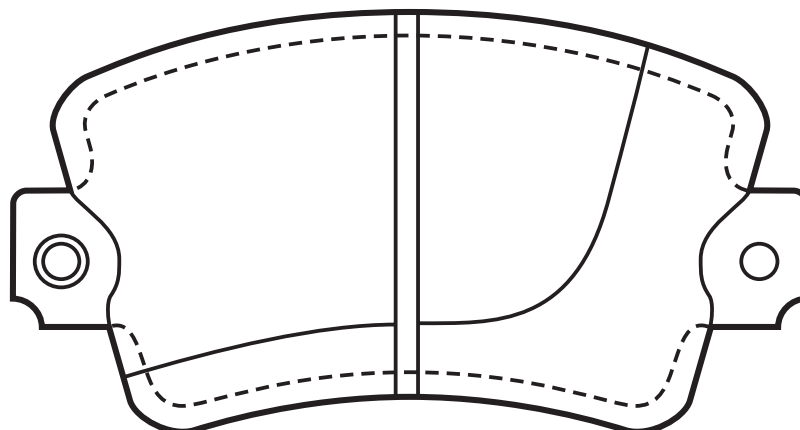
571246

20570



prepared for wear indicator

RENAULT Trafic

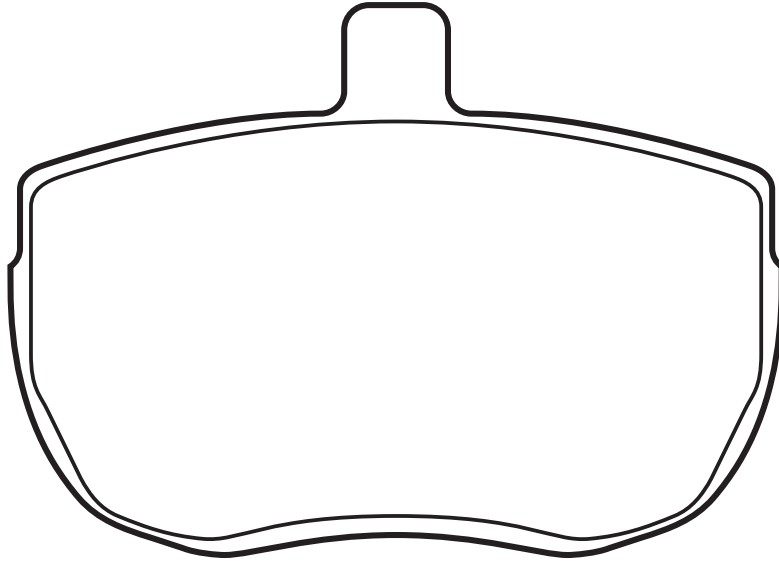


571250

20359



FORD Transit, IVECO Daily

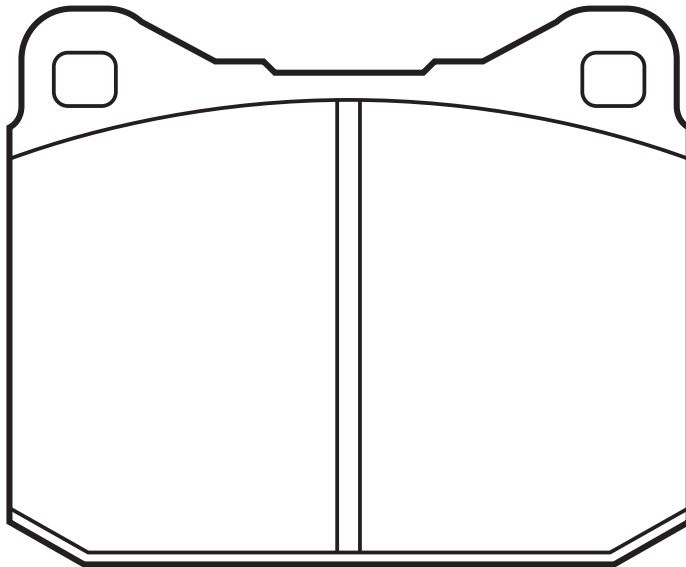


571255

20280



VOLKSWAGEN

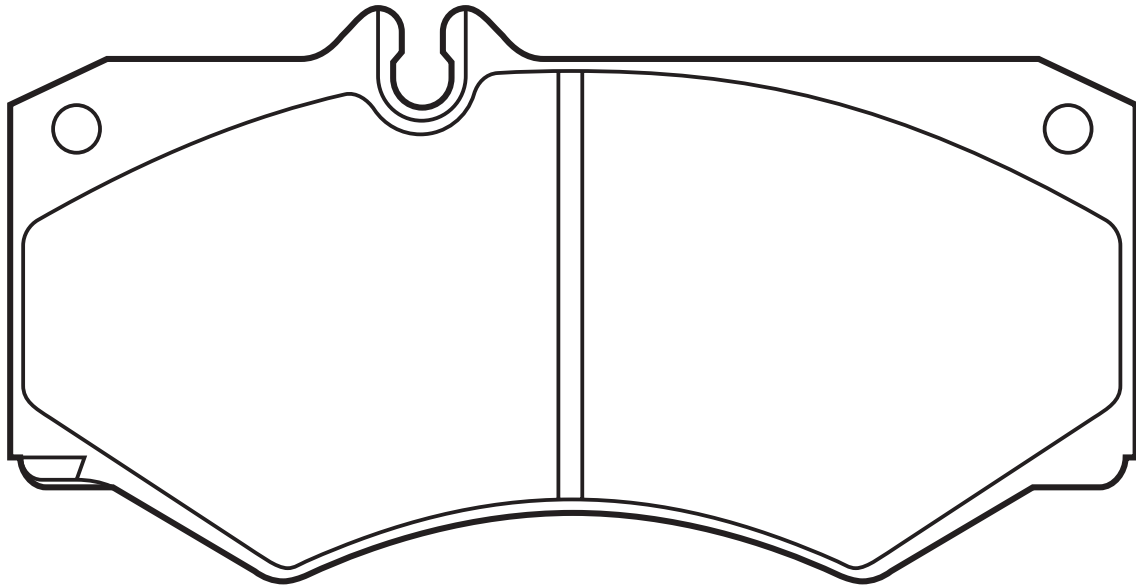


571272

20784



MERCEDES Sprinter

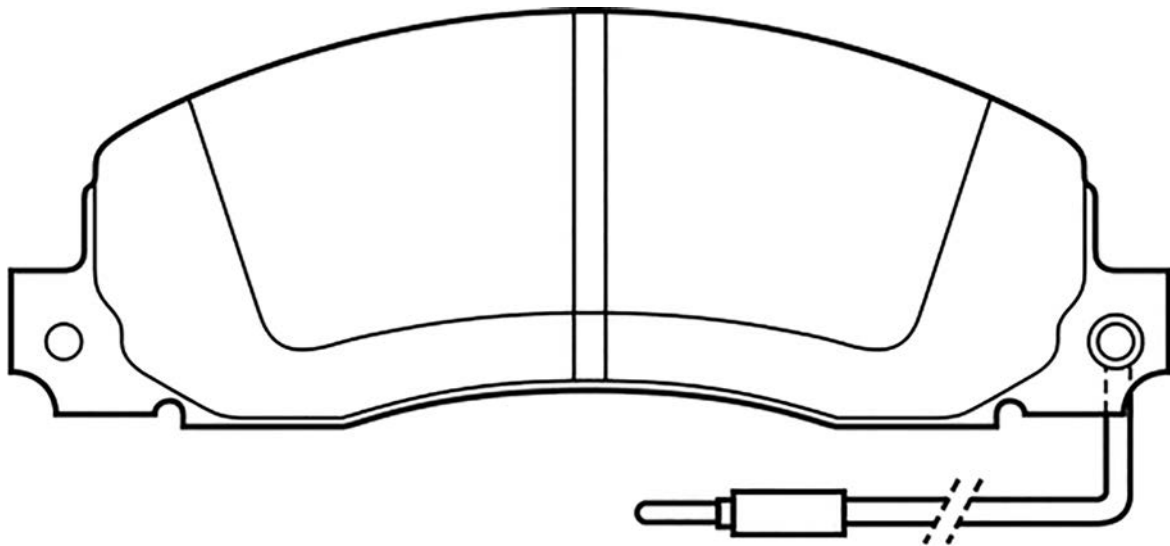


571306

20927



RENAULT Trafic

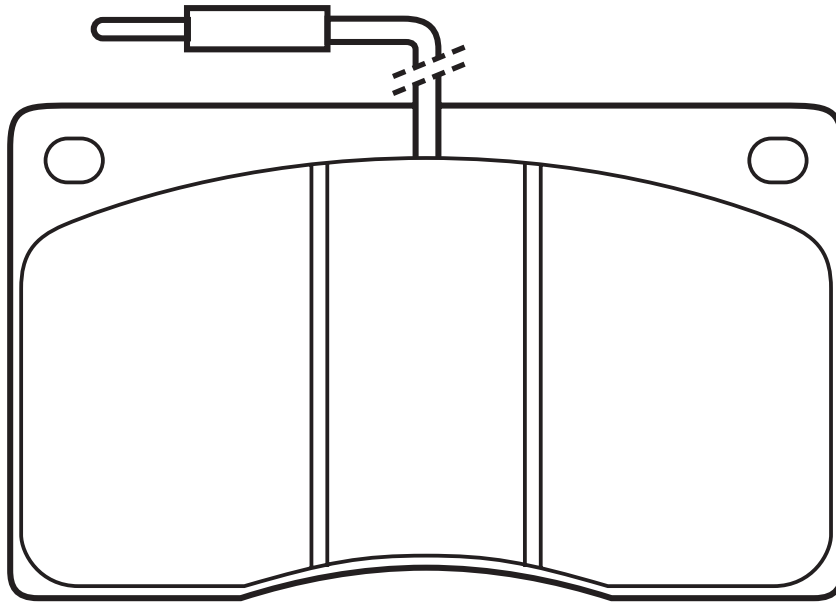


571321

20380

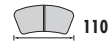


IVECO Daily, Grinta

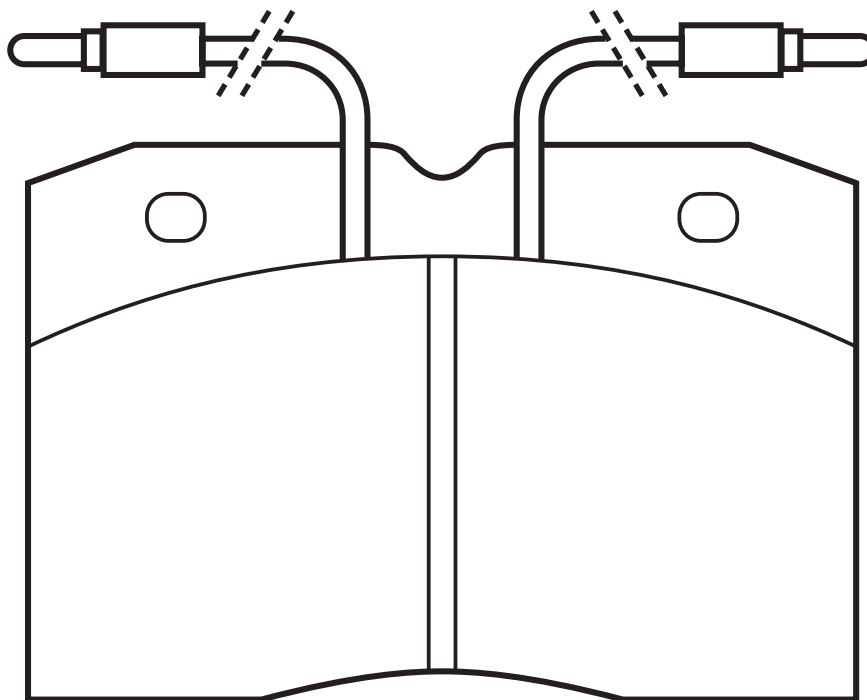


571325

21048



IVECO Daily, Grinta

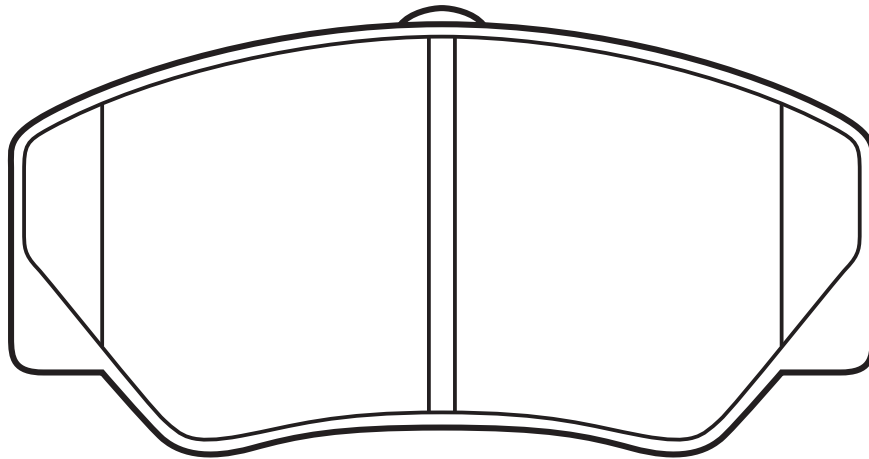


571336

21141



FORD Transit

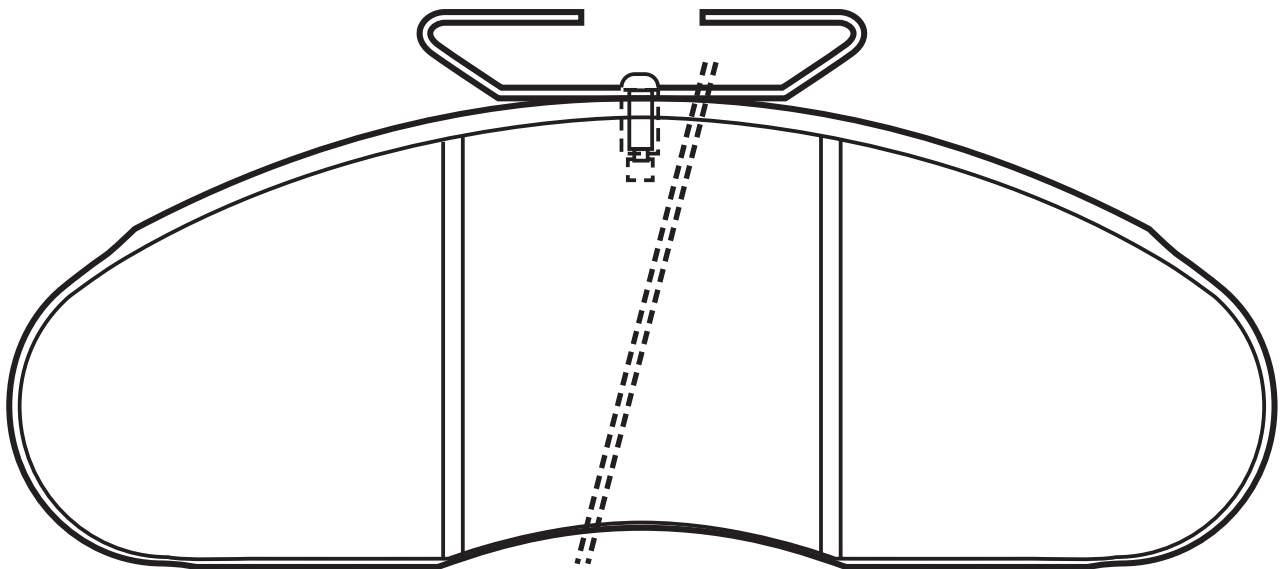


571368

29071

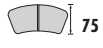


RVI B

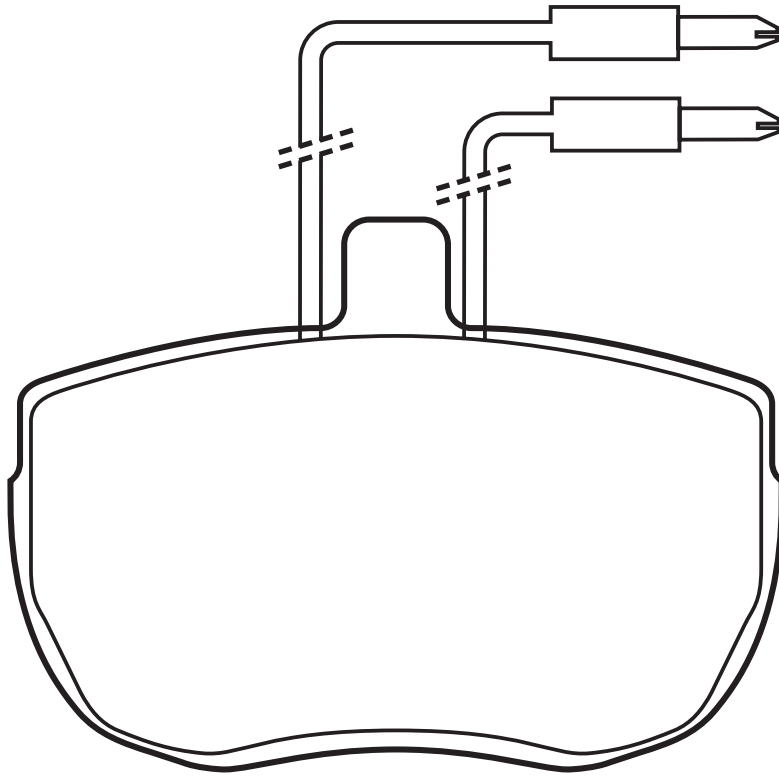


571379

20759



IVECO Daily

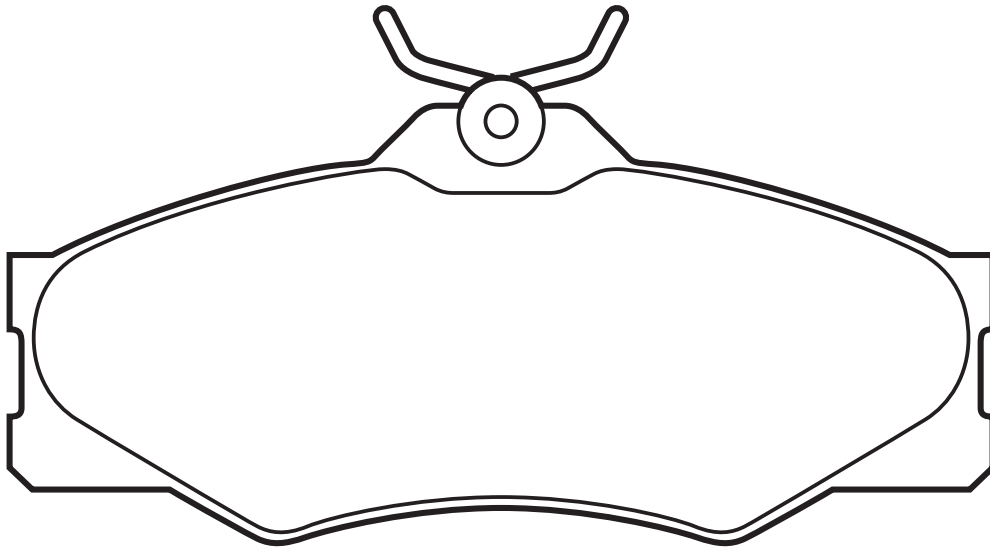


571380

20979



VW Transporter T2, T3, LT



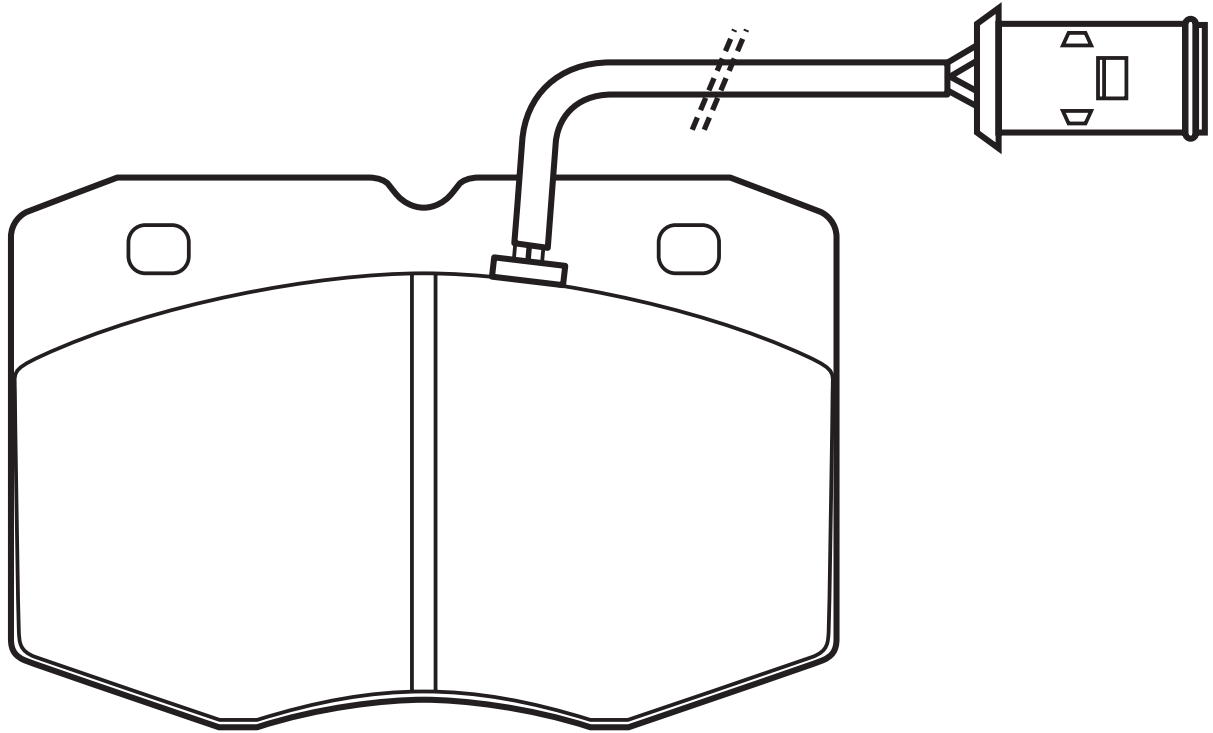
571416

29037



 incl. wear warning contact

IVECO Daily, Grinta



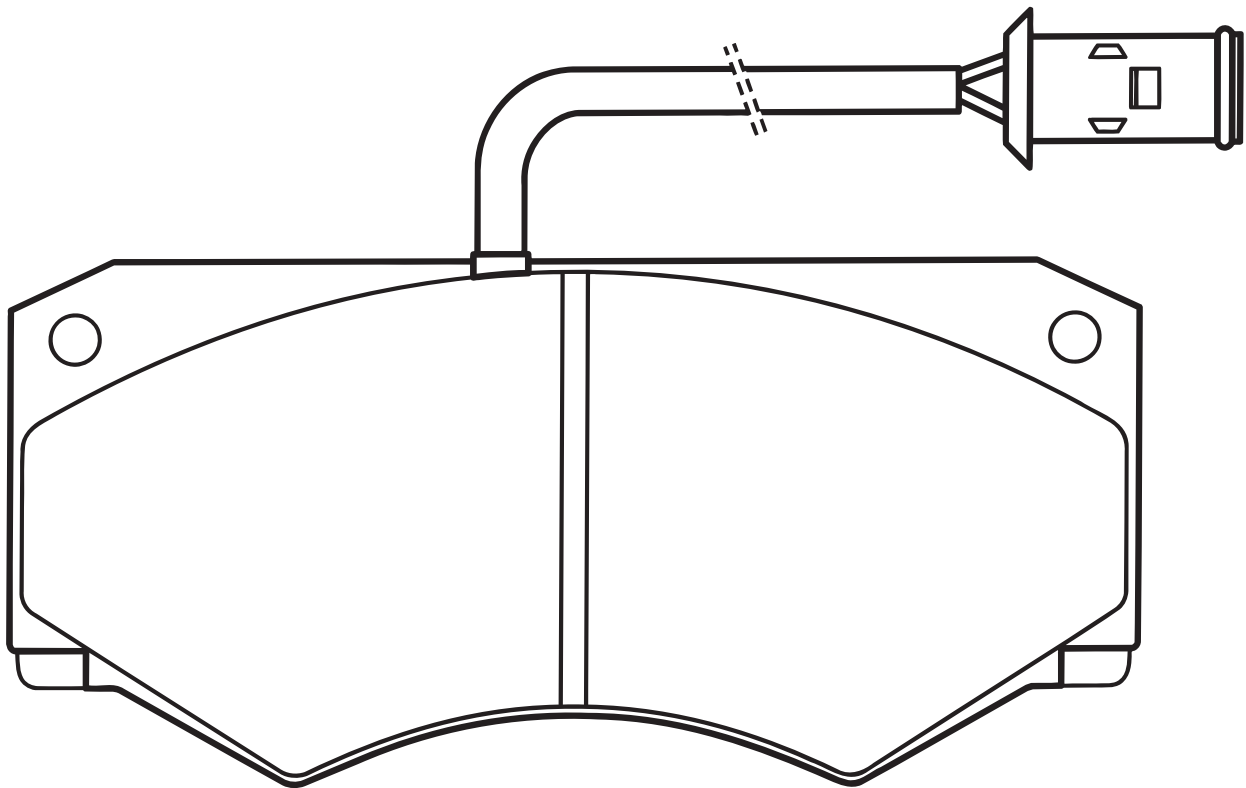
571419

29012



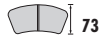
 incl. wear warning contact

IVECO Daily, Daily II

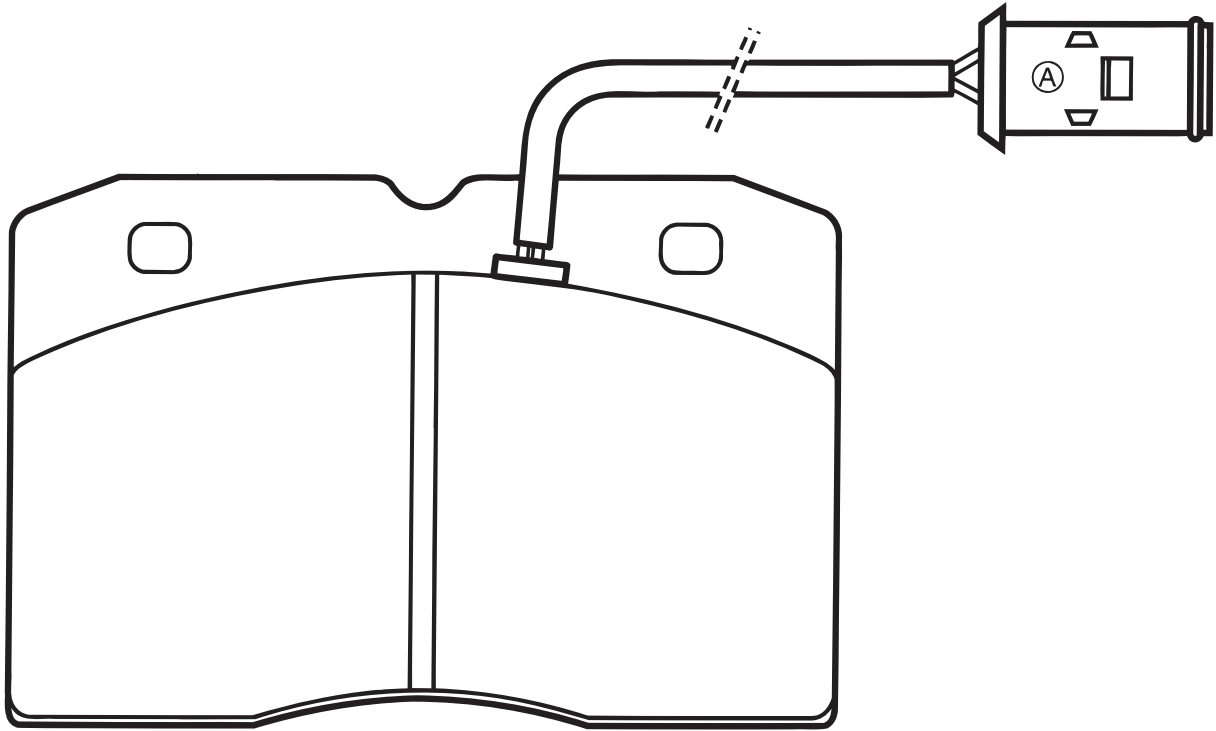


571422

21620



IVECO Daily, Grinta

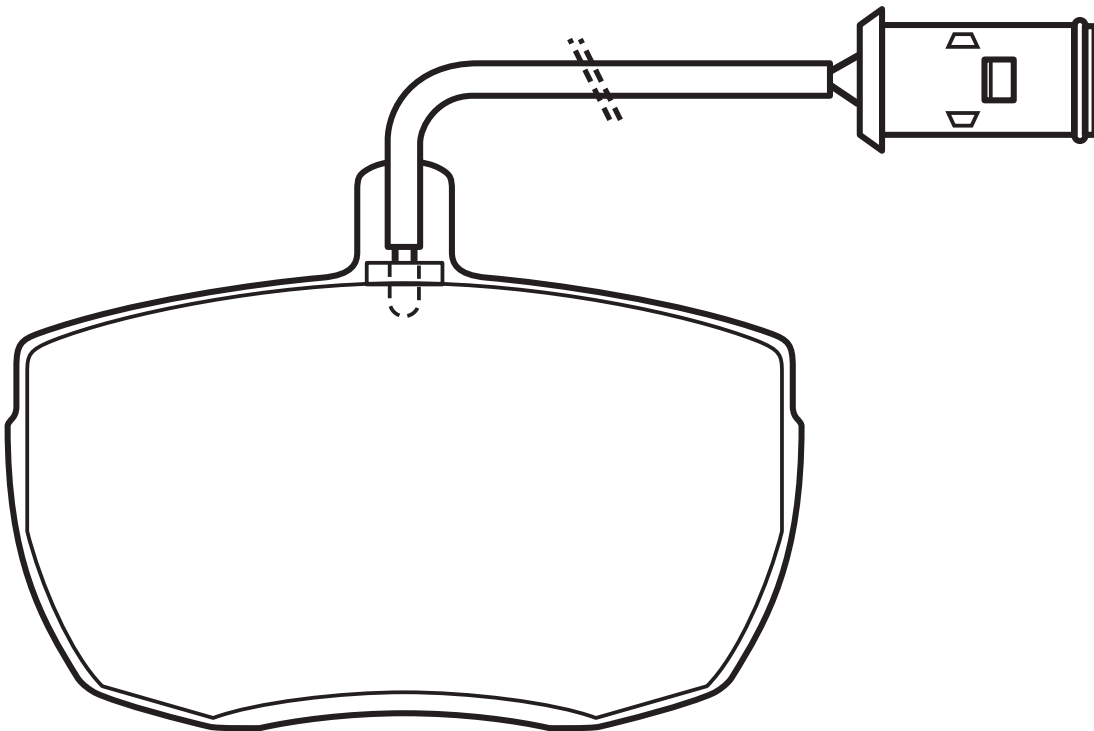


571442

21480



IVECO Daily



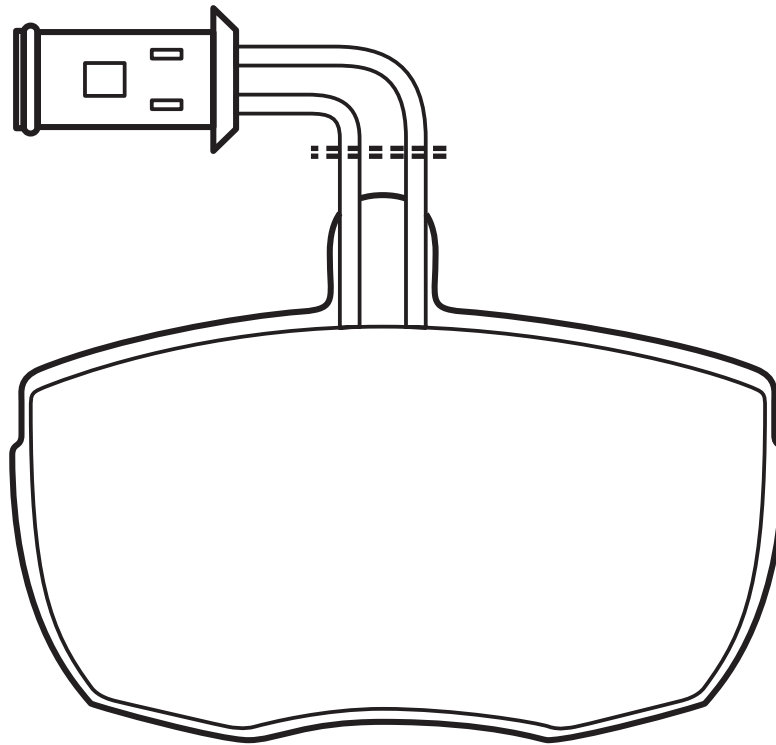
571444

20653



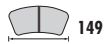
 incl. wear warning contact

IVECO Daily



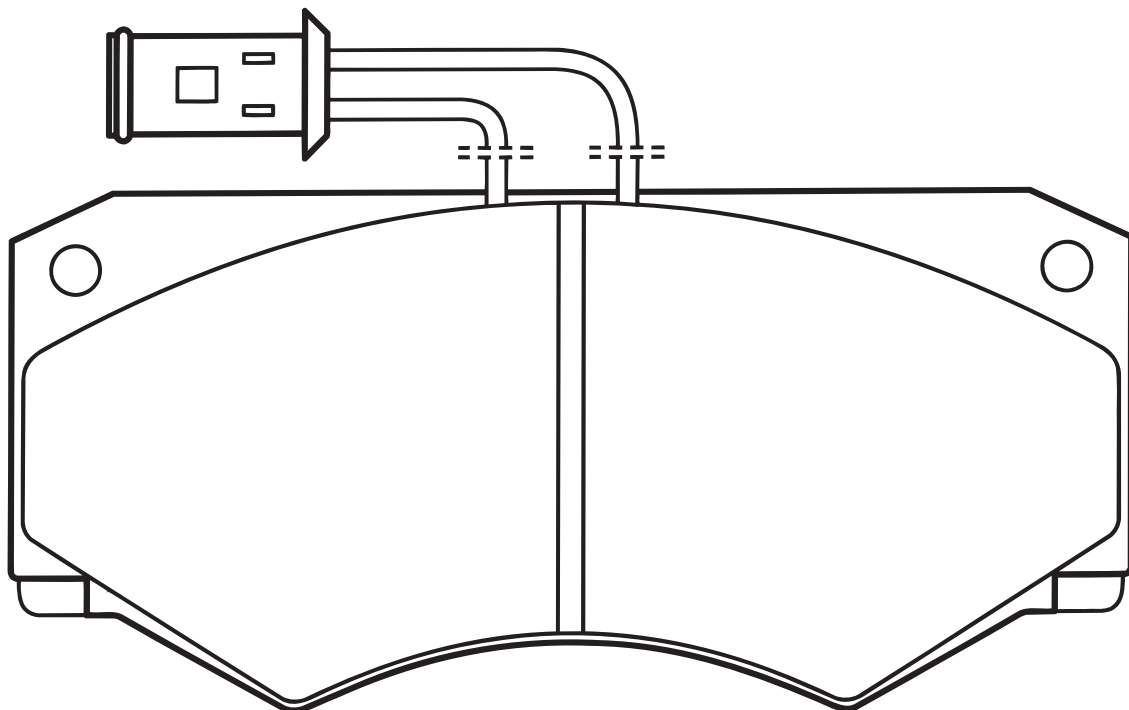
571446

20465



 incl. wear warning contact

IVECO Daily, Grinta, Mercedes Benz

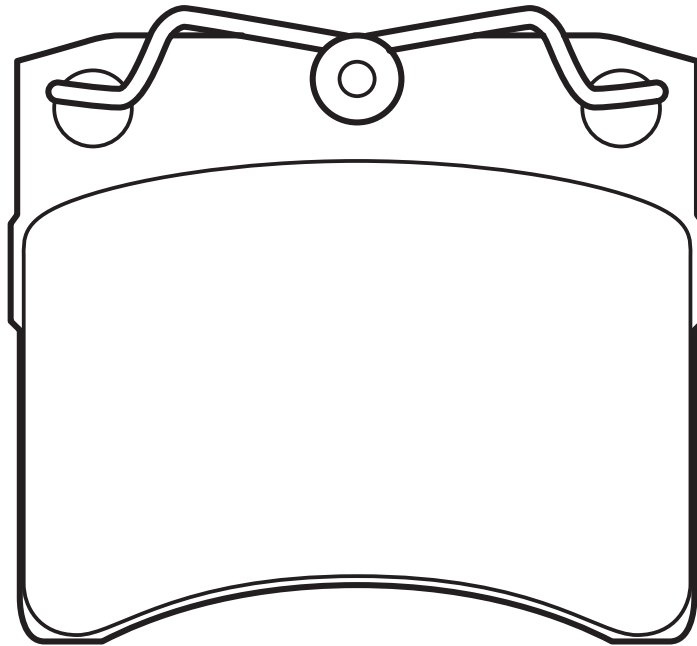


571458

20652

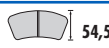


VOLKSWAGEN

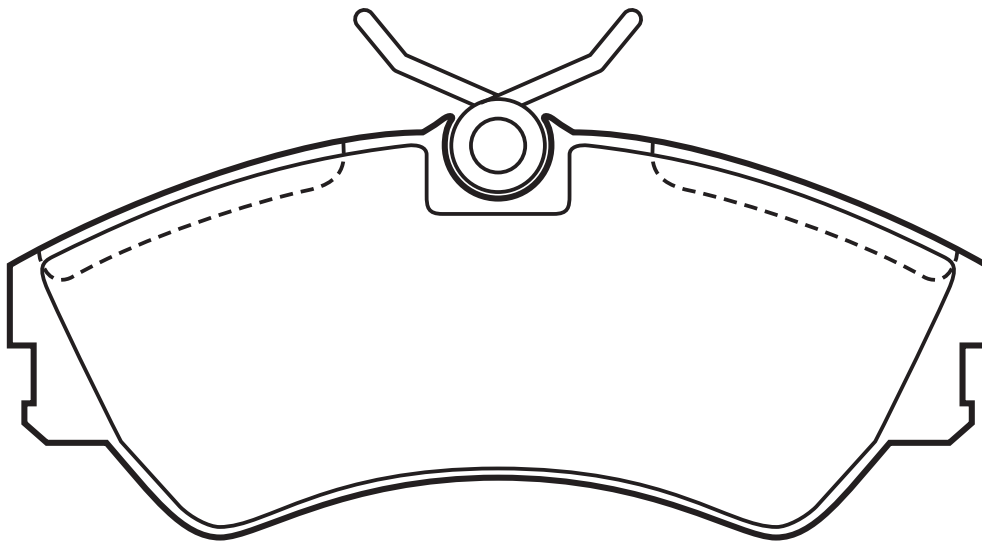


571460

20124



VW Transporter T4



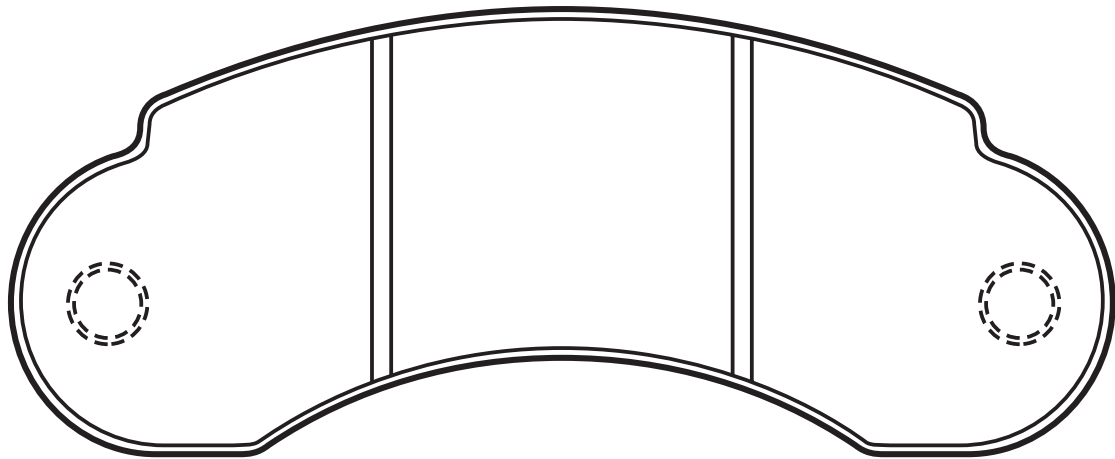
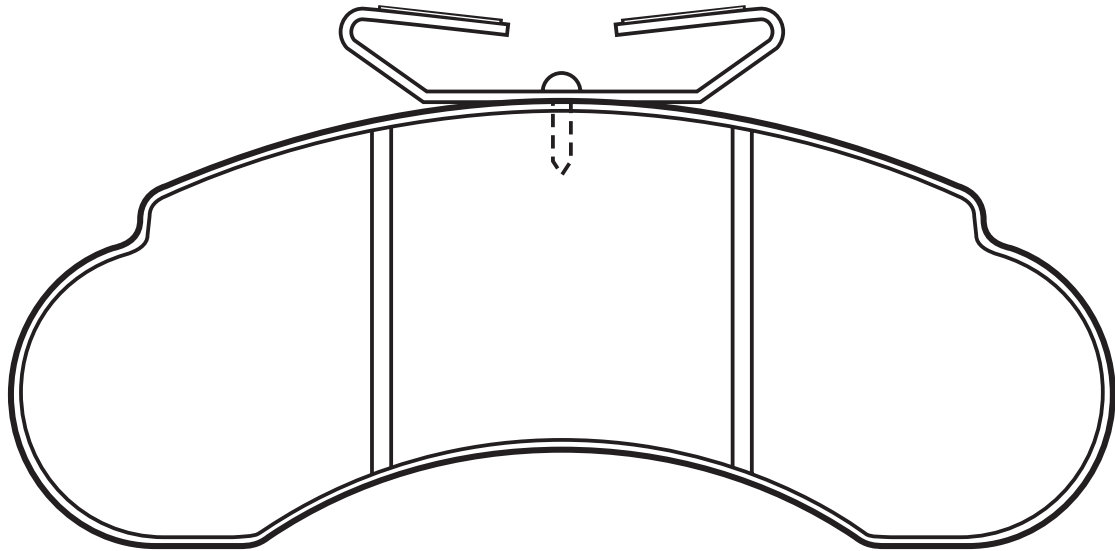
571521

21573



 not prepared for wear indicator

MERCEDES MB100



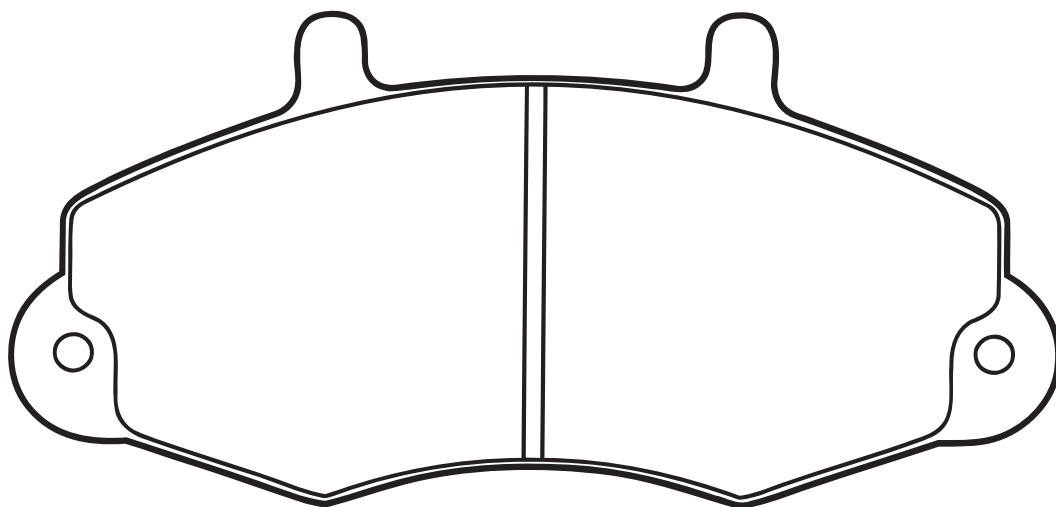
571745

21470



 excl. wear warning contact

FORD Transit

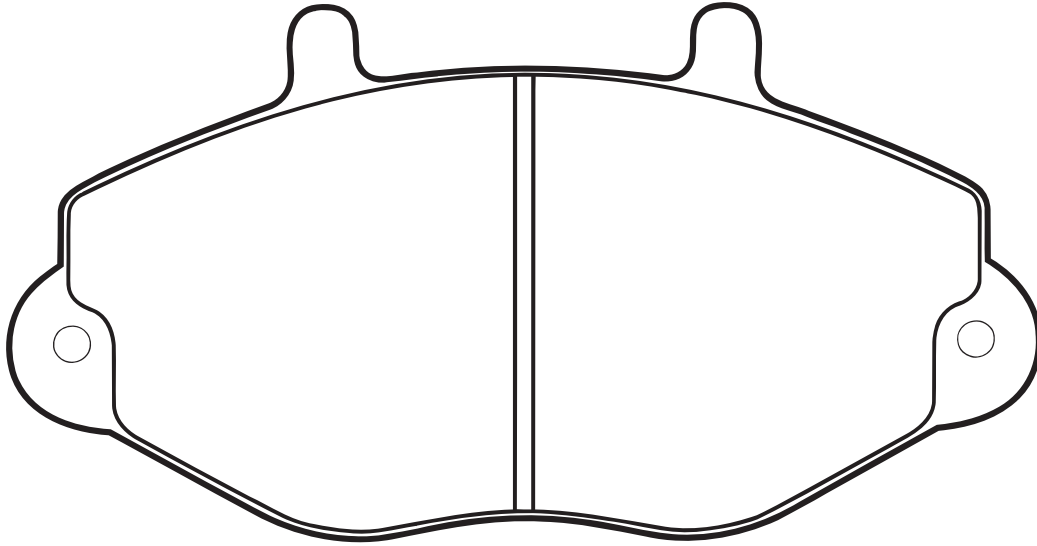


571746

21469



FORD Transit

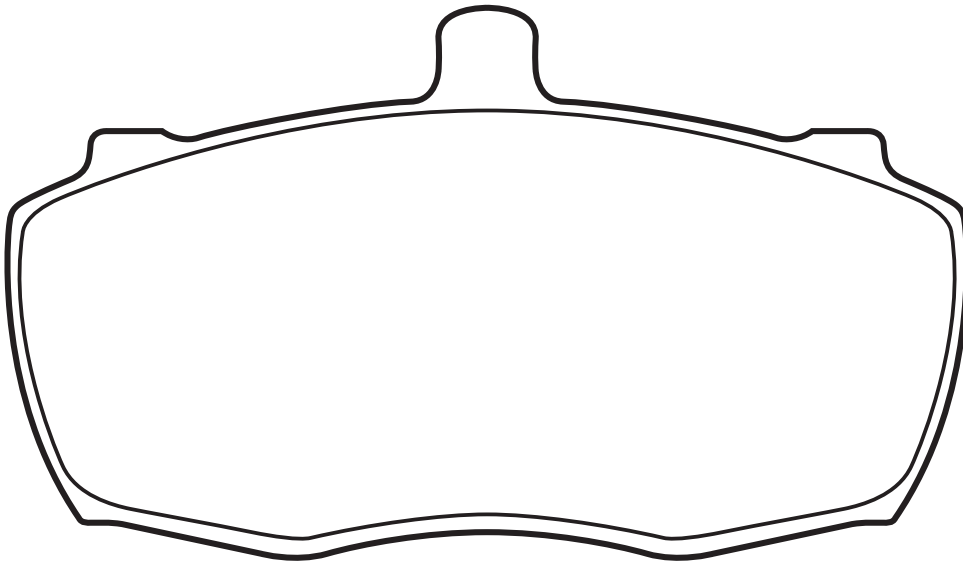


571822

20904

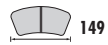


RVI

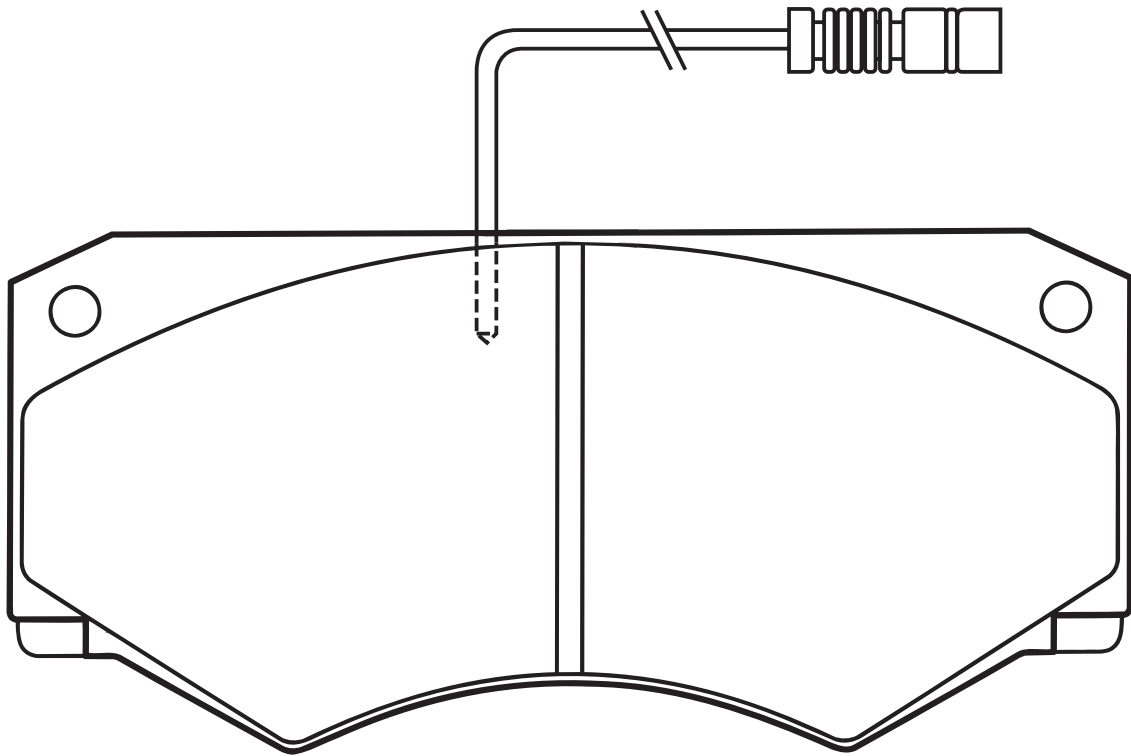


571825

21186



MERCEDES Sprinter

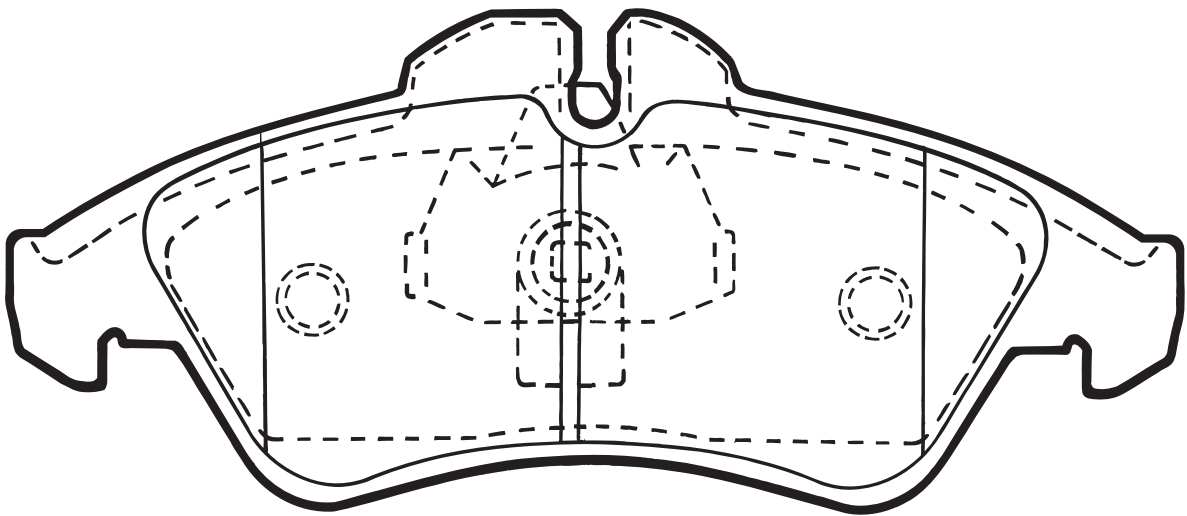


571844

21576



MERCEDES Sprinter, Vito VW LT

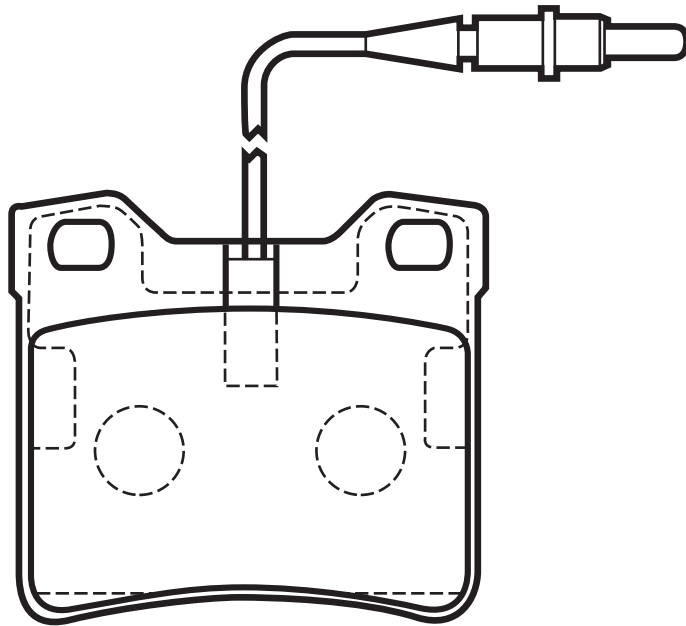


571845

21279

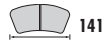


MERCEDES Sprinter, Vito

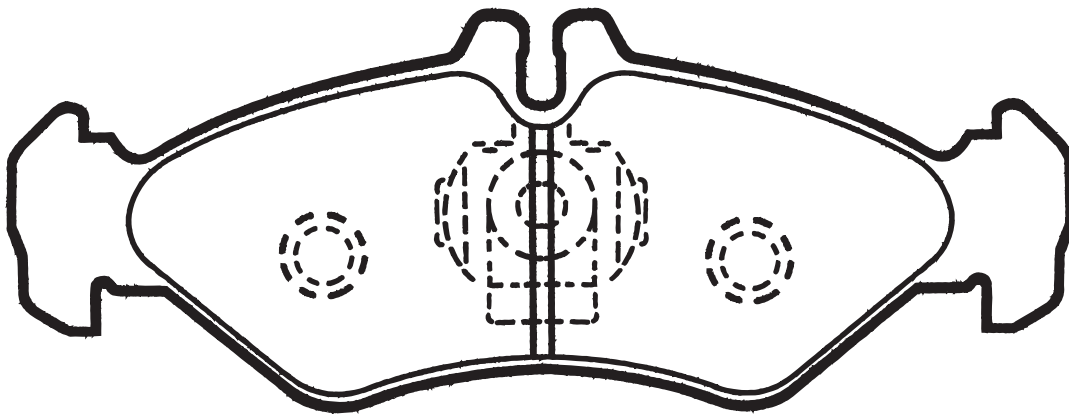


571846

21621



MERCEDES Sprinter, VOLKSWAGEN LT



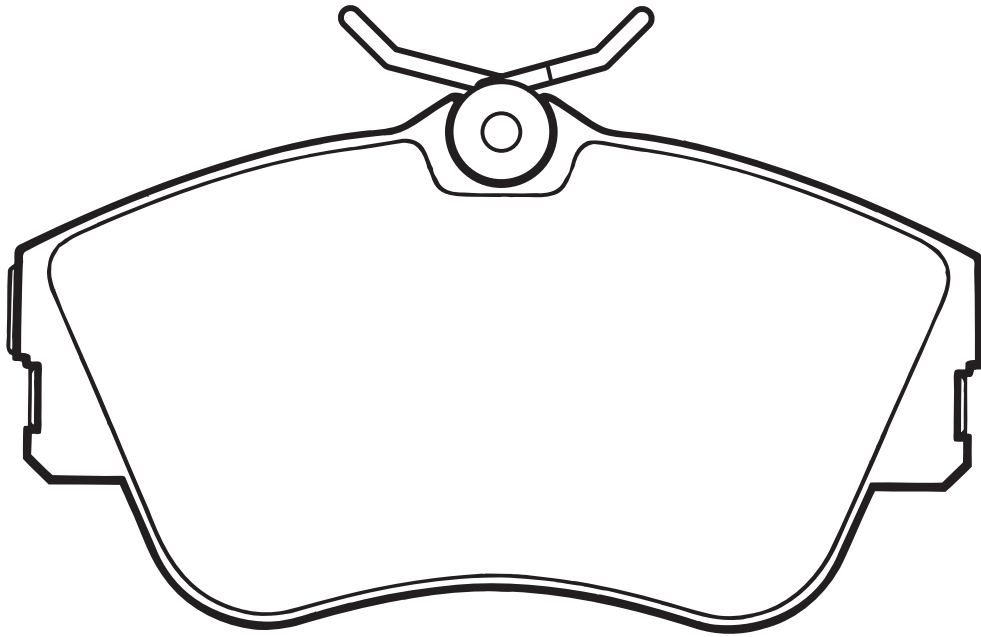
571847

21478



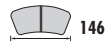
not prepared for wear indicator;excl. wear warning contact

VW Transporter T4

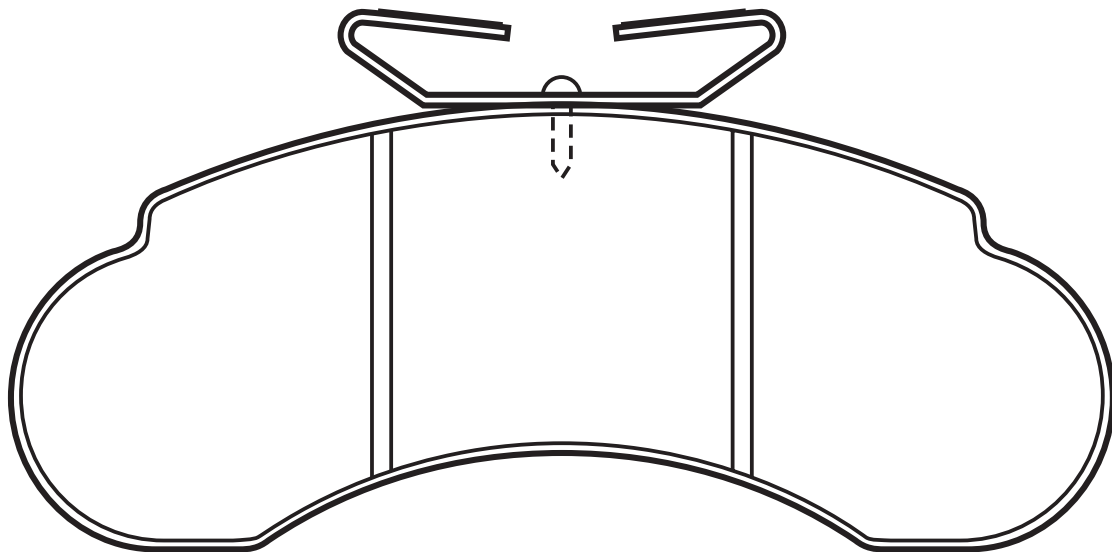


571859

20934



MERCEDES MB100

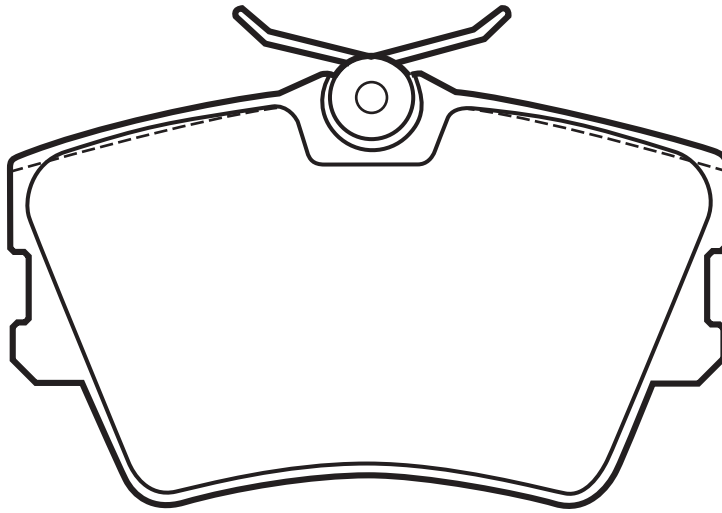


571875

21882

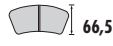


VW Transporter T4

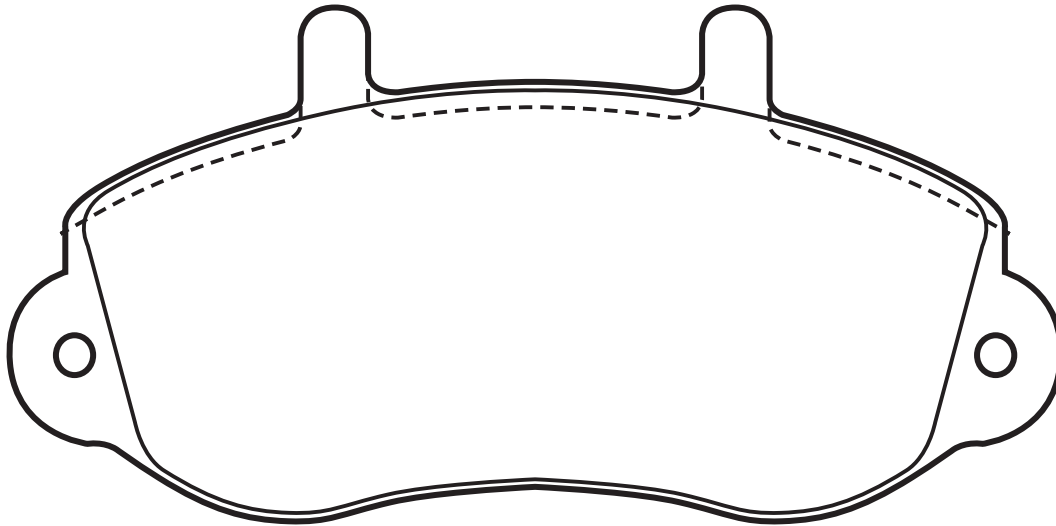


571932

23302

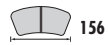


RENAULT Master

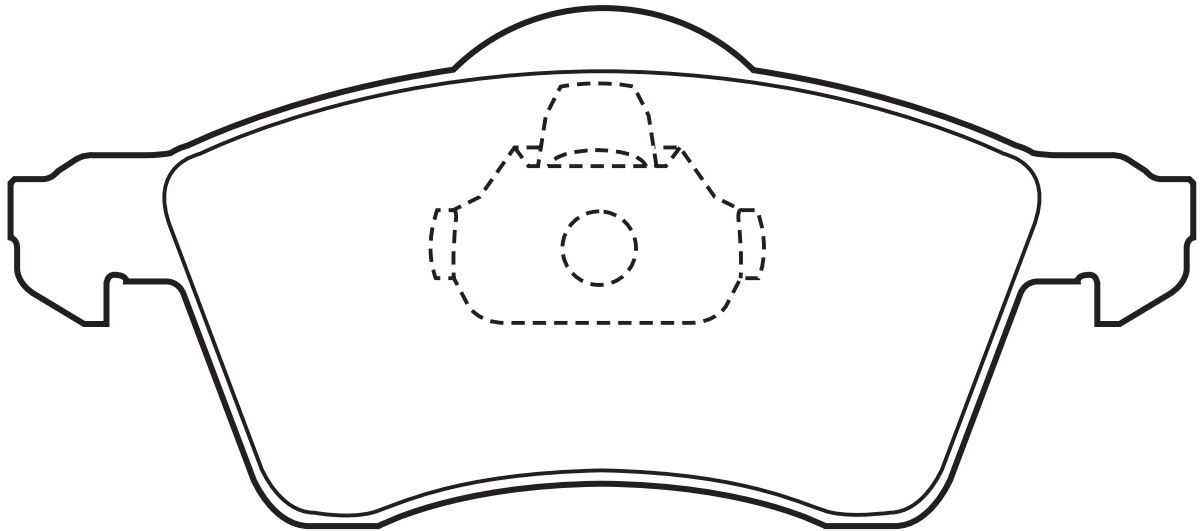


571934

21883



VW Transporter T4

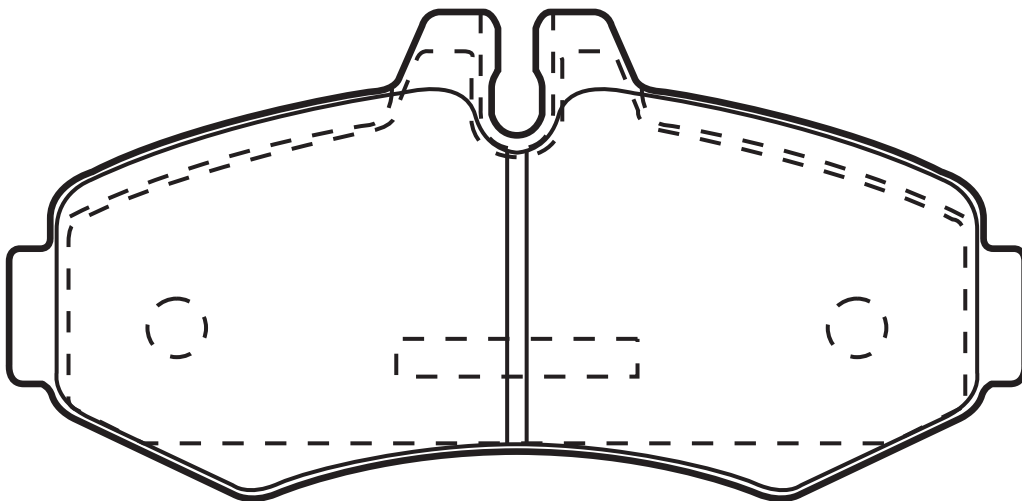


571946

23022



MERCEDES Sprinter, Vito

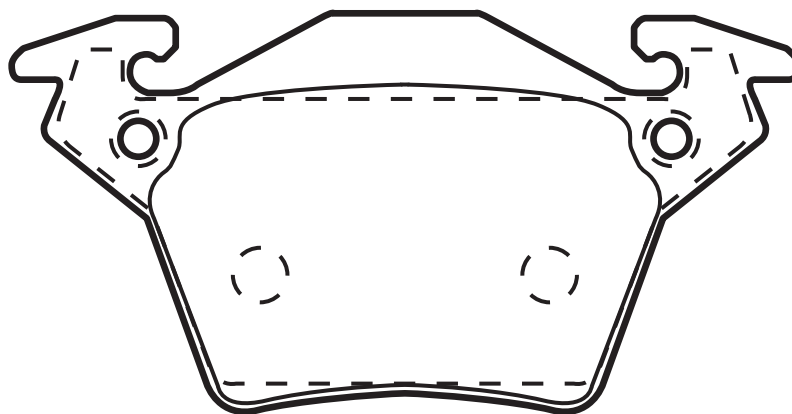


571947

23020



MERCEDES Vito



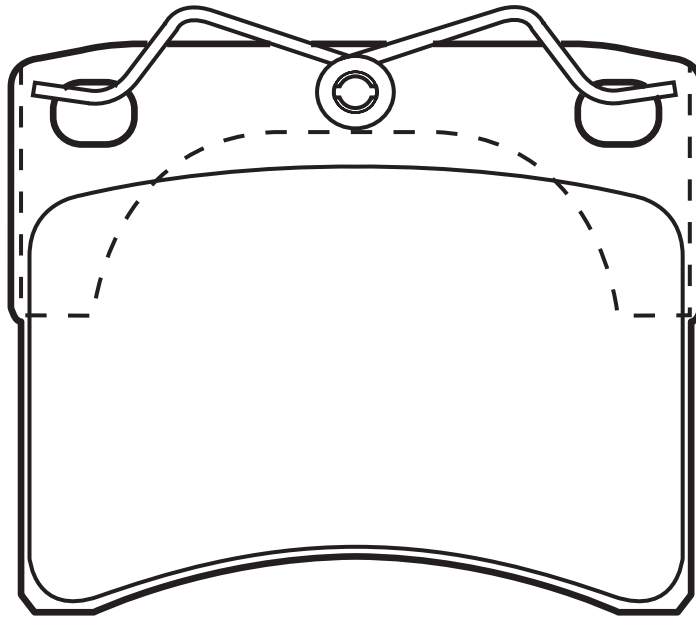
571948

21634



not prepared for wear indicator

VW Transporter T4



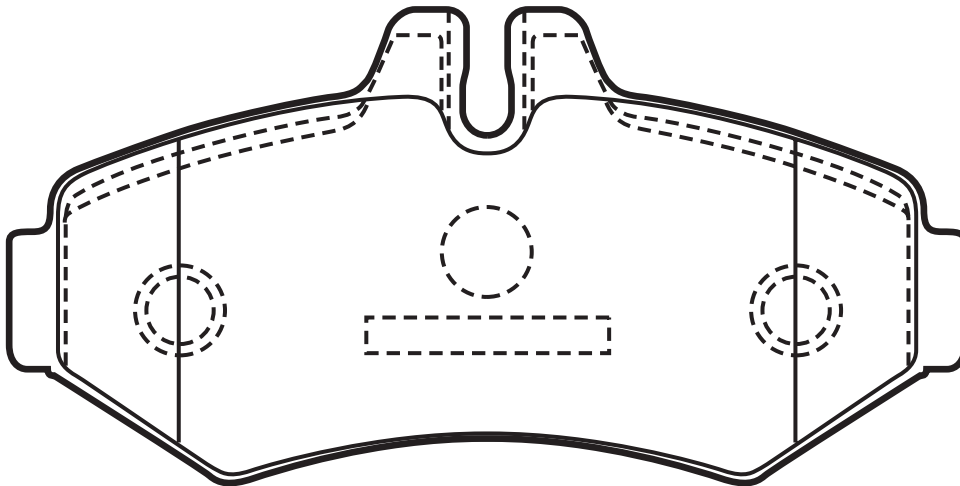
571950

23021



excl. wear warning contact

MERCEDES Sprinter, VW LT

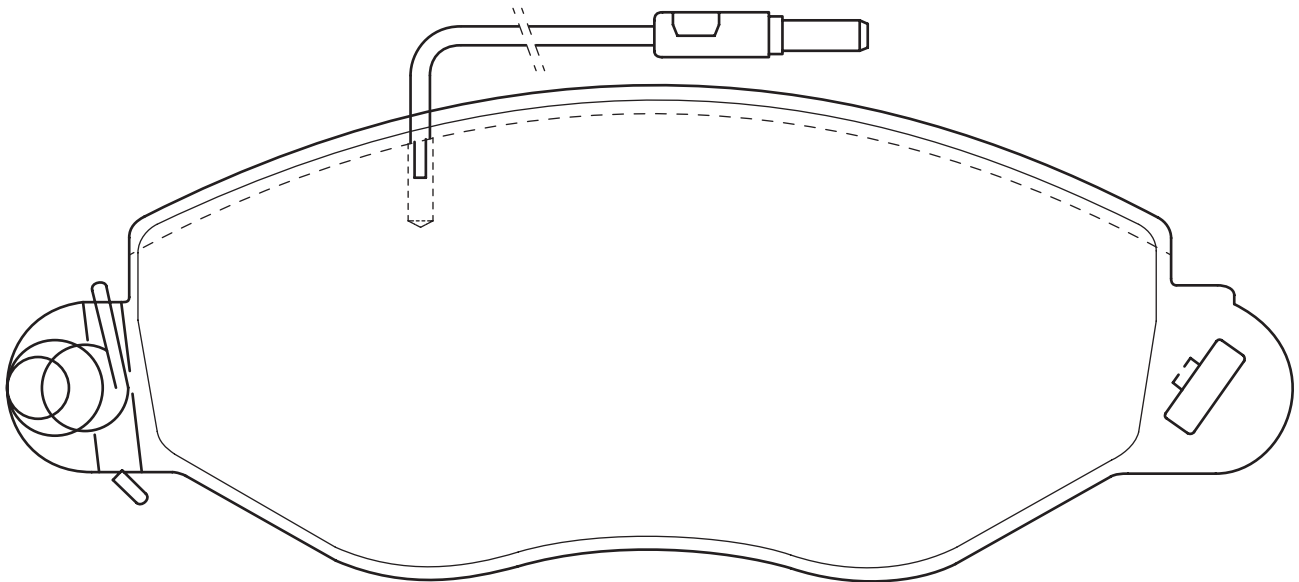



572564

23435



NISSAN Cabstar E

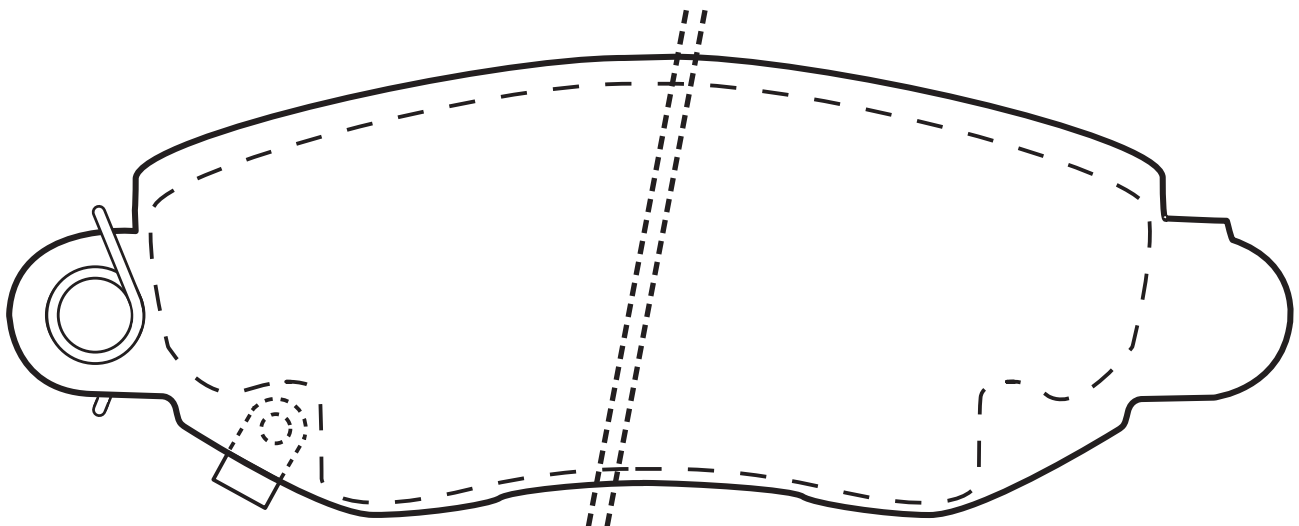


573015

23430

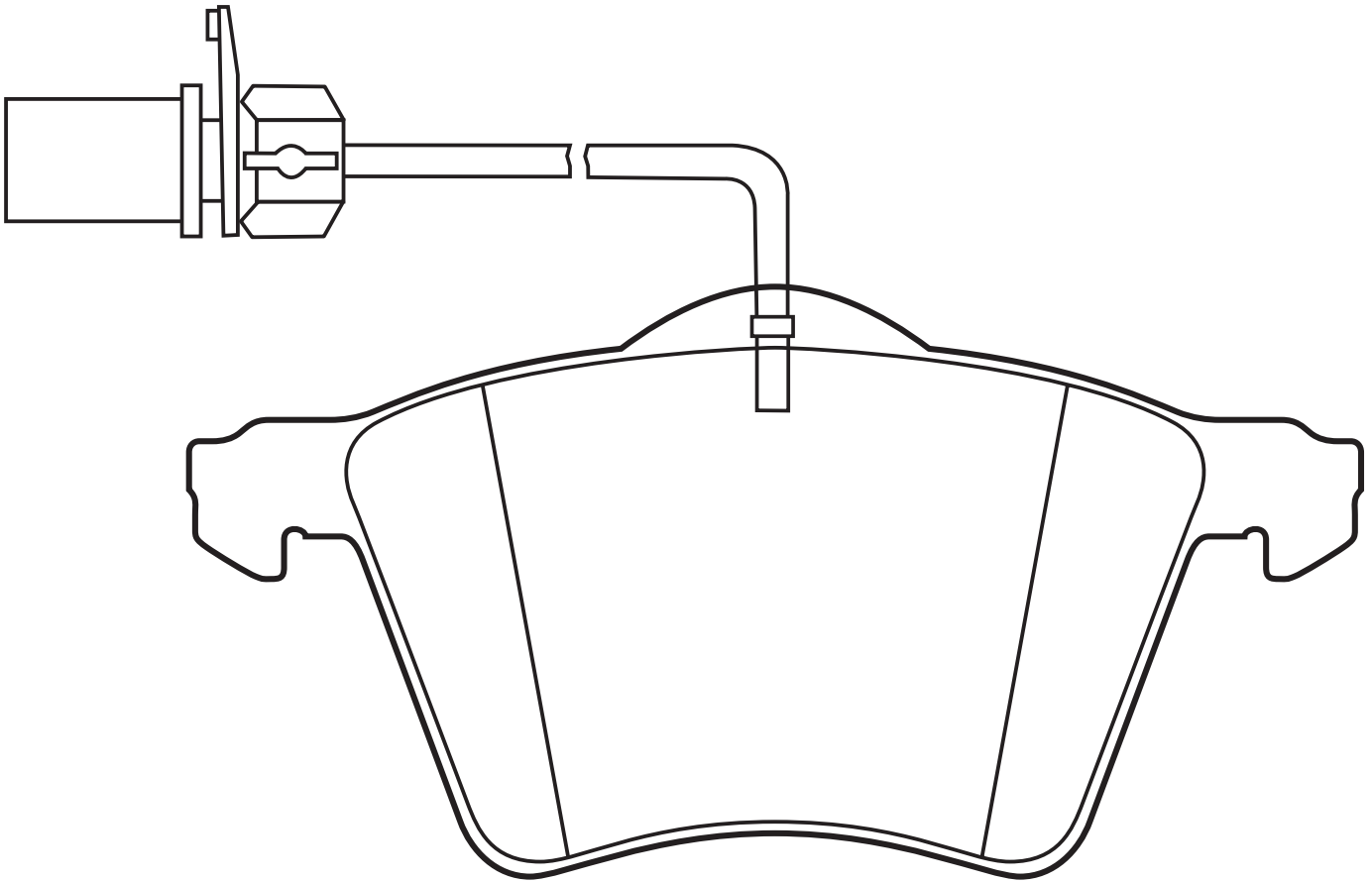


FORD Transit





VW Transporter T4

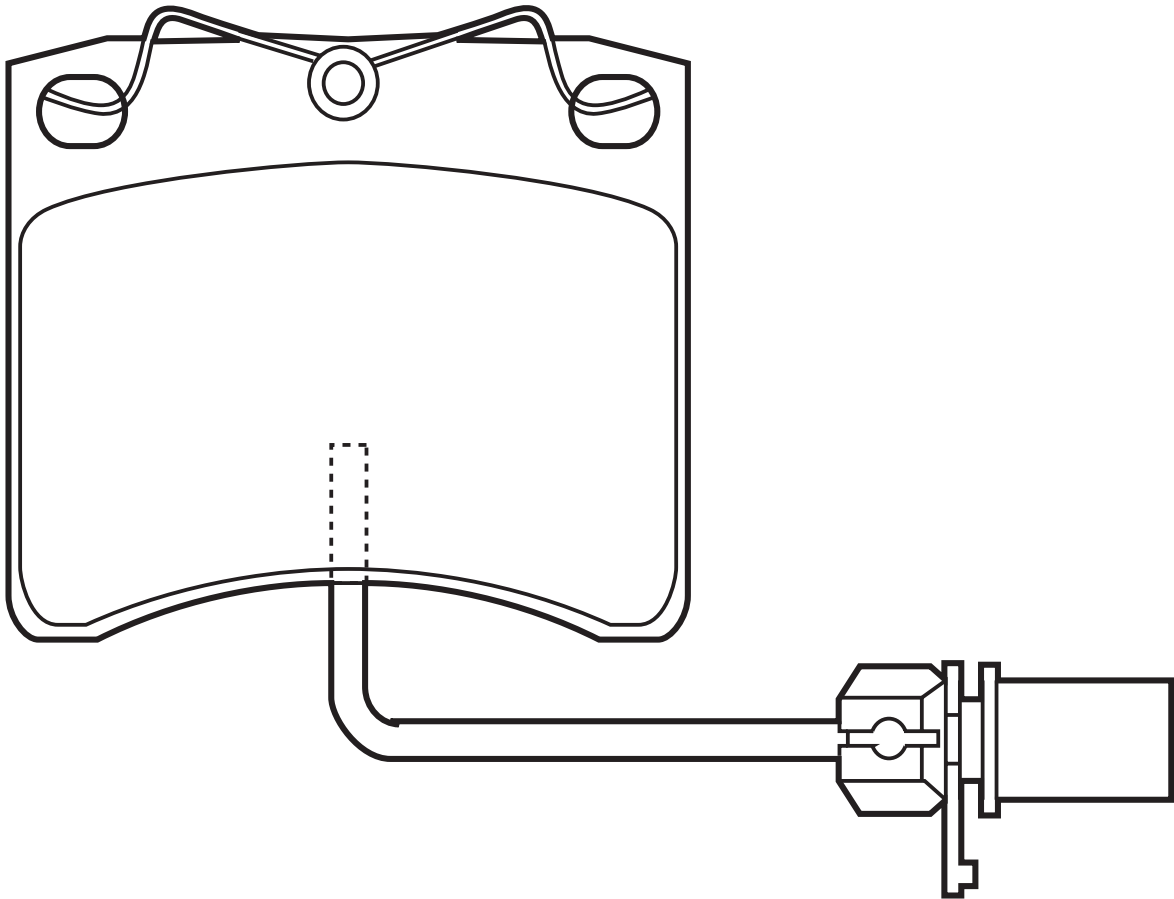


573046

23176


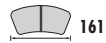


VW Transporter

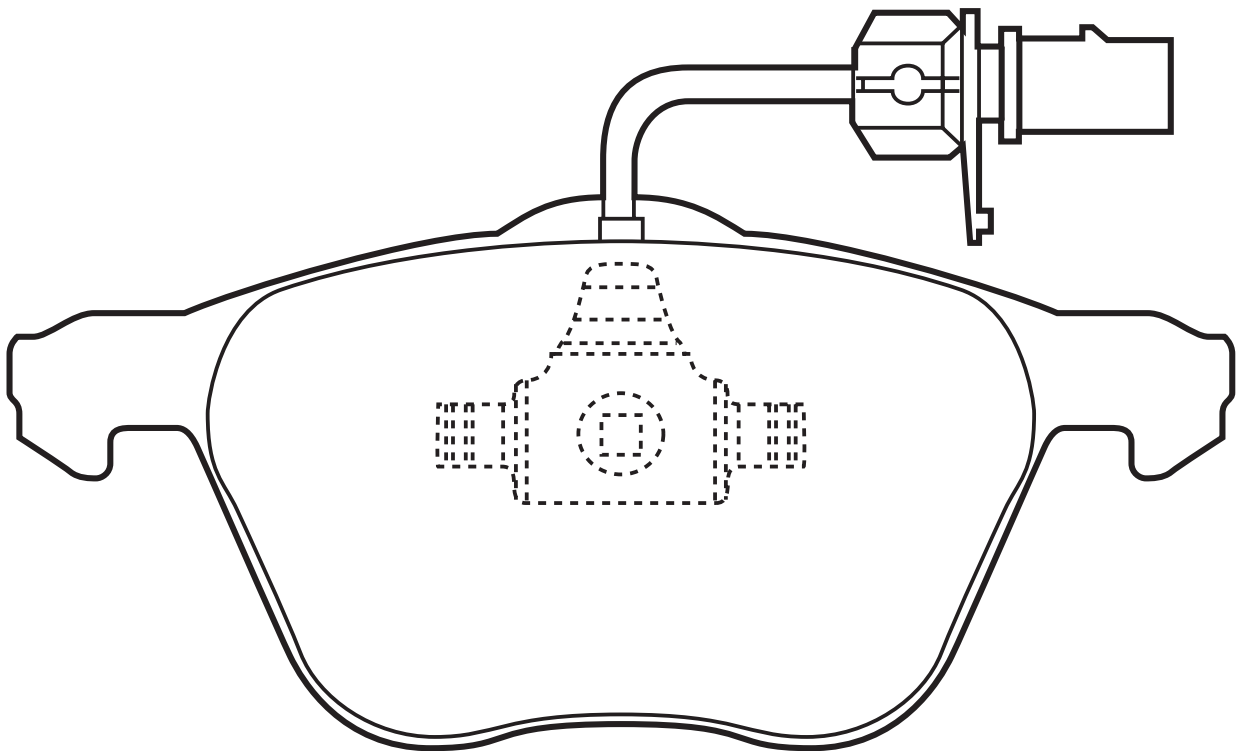


573047

23269



VW Transporter T4



573050

21479



130



65,5



19

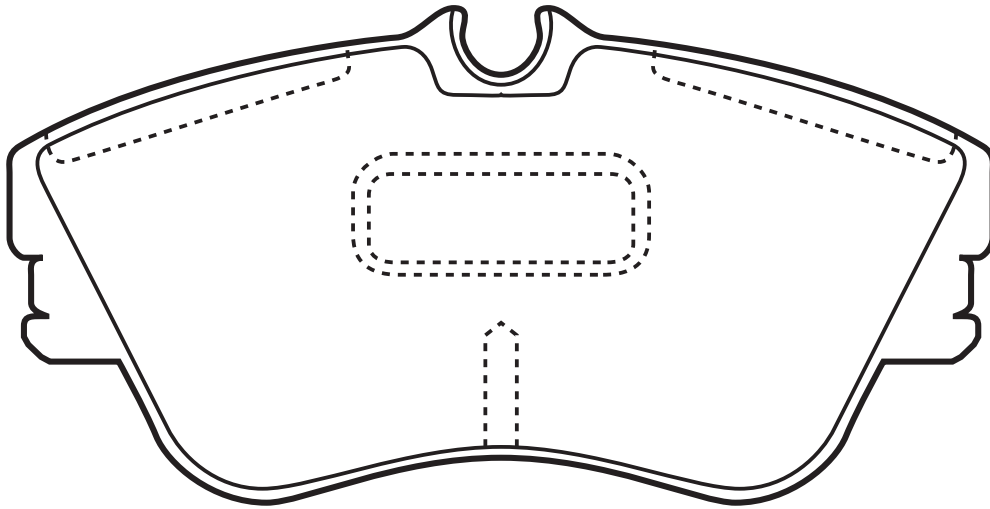


TRW



ind. wear warning contact

VOLKSWAGEN Transporter



573055

23669



116



51,5



19

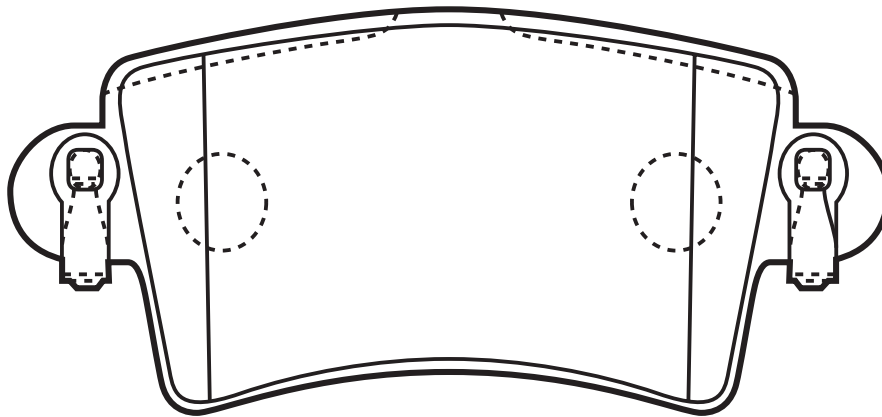


BOS



excl. wear warning contact

RENAULT Master

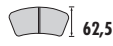


573058

23099



145



62,5



18




TRW



excl. wear warning contact

RENAULT Traffic



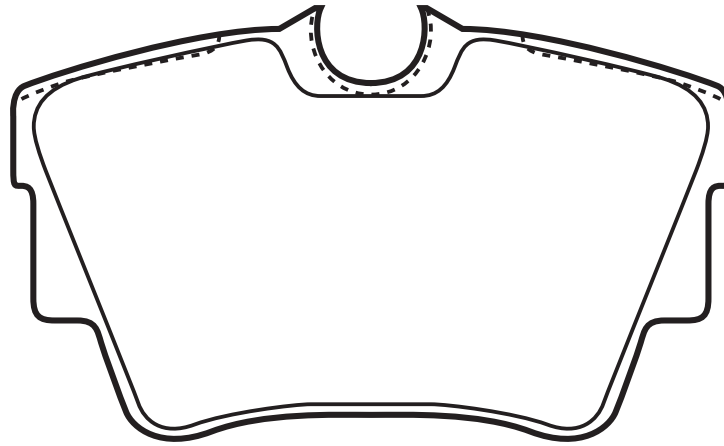
573059

23980



 excl. wear warning contact

RENAULT Traffic



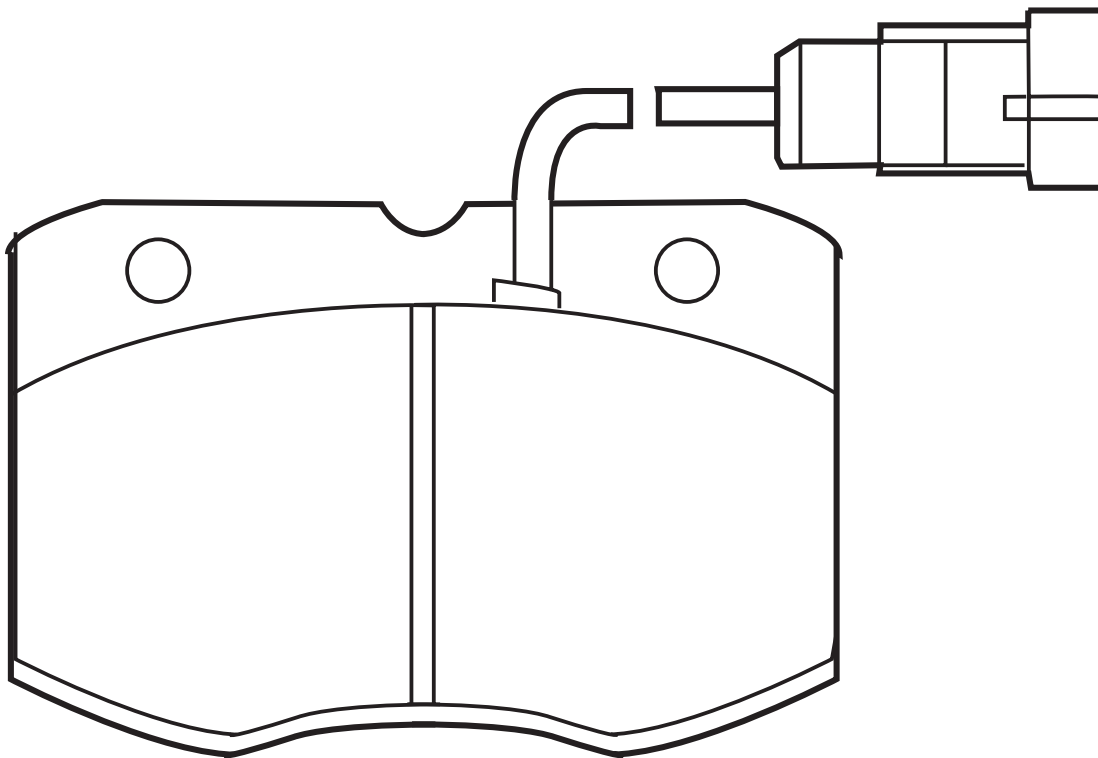
573081

29139



 incl. wear warning contact

IVECO Daily, Daily II

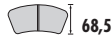


573106

23163



156



68,5



19,5

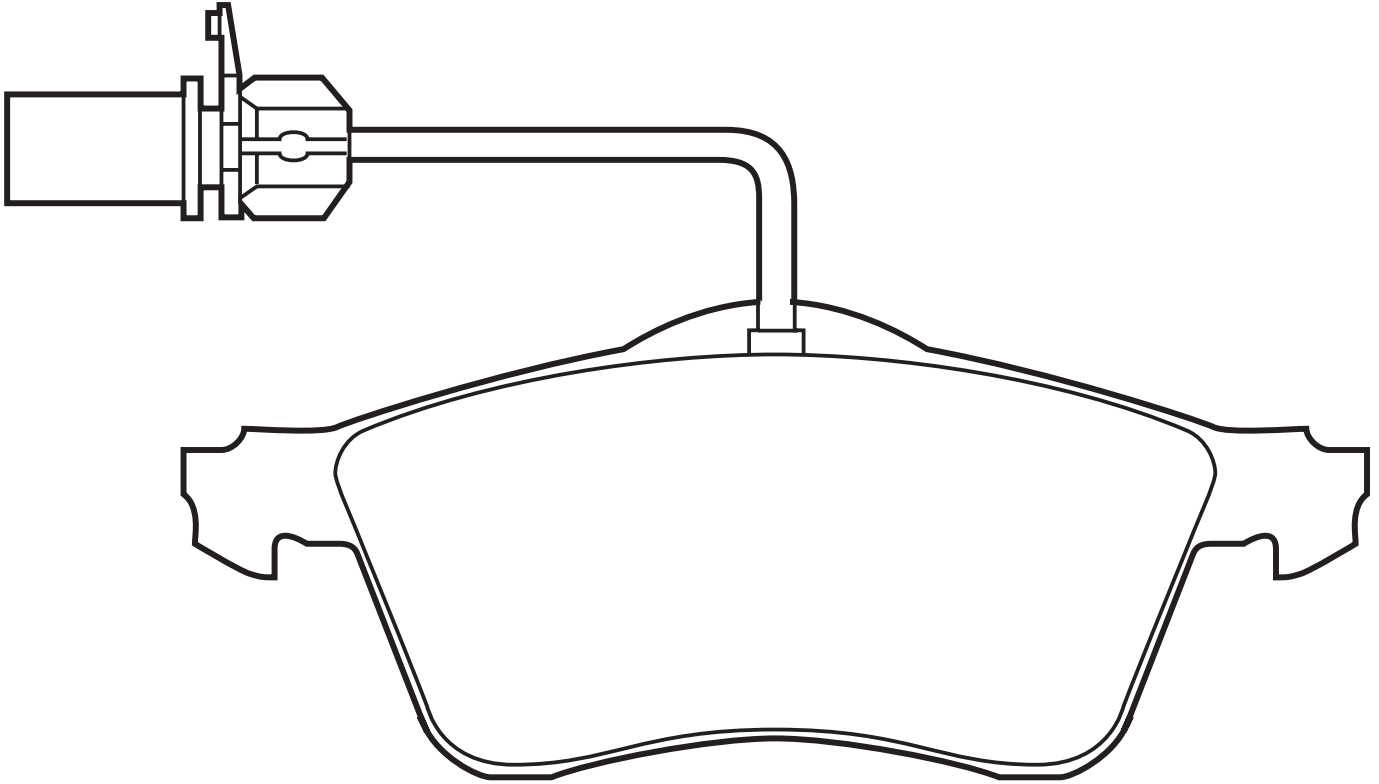


ATE



incl. wear warning contact

VW Transporter T4

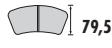


573107

23613



138



79,5



18

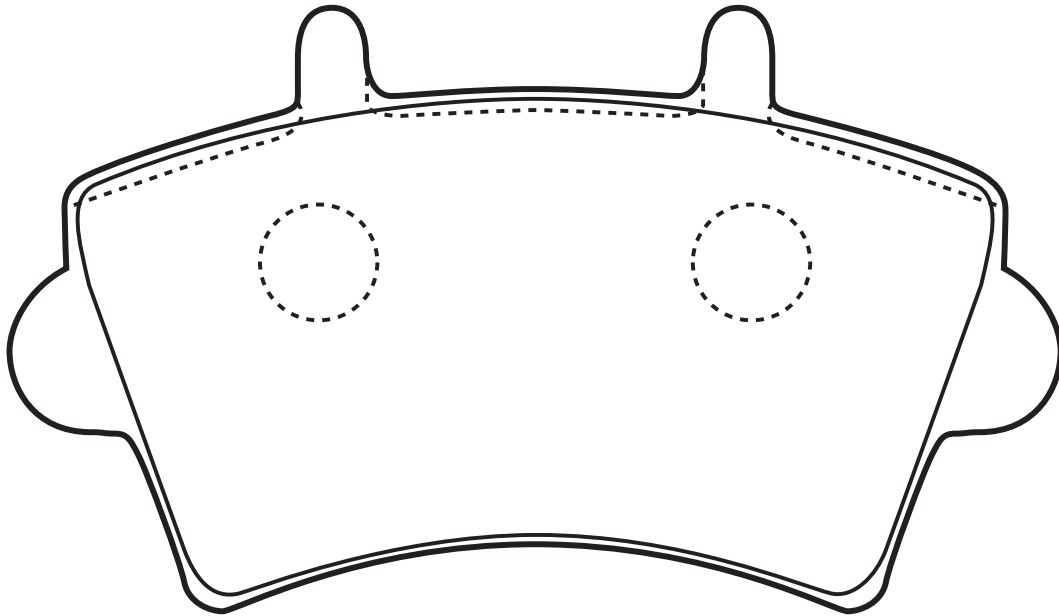


BOS



excl. wear warning contact

RENAULT Master




573110

23840



FORD Transit

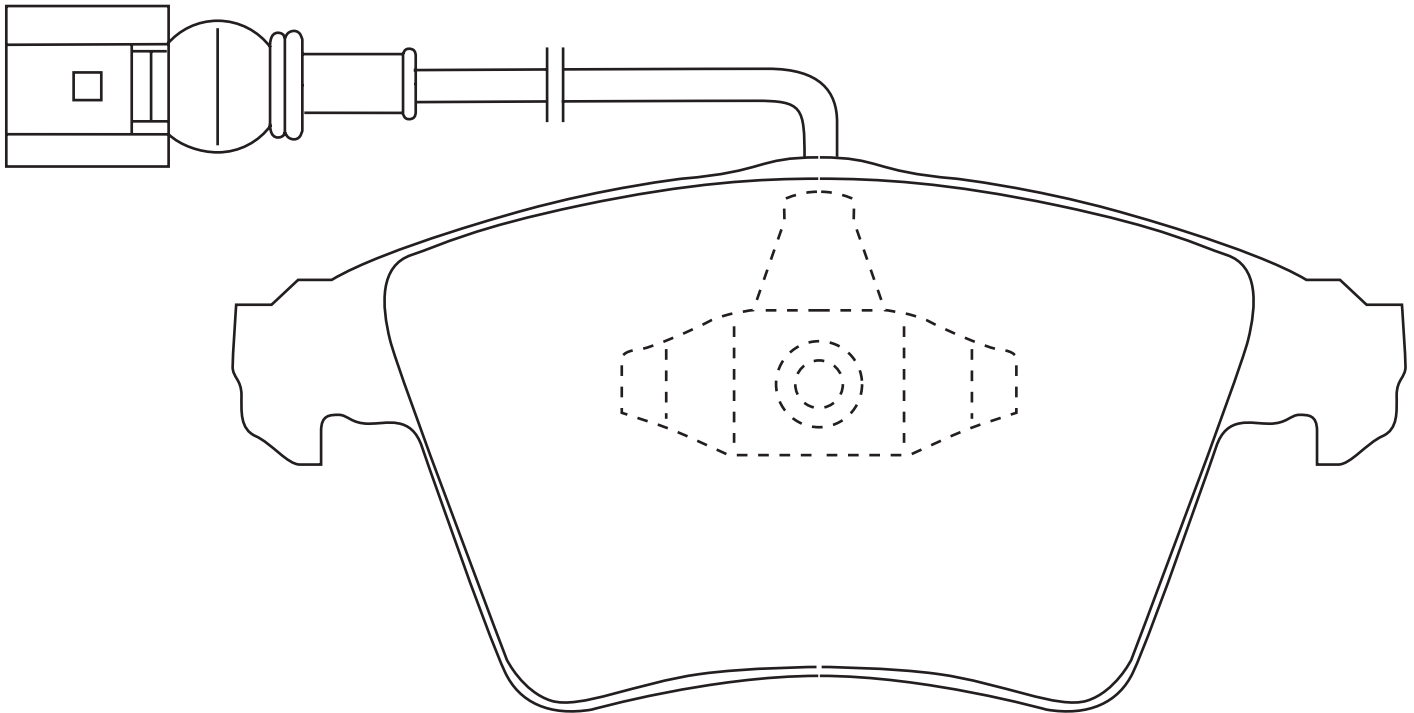


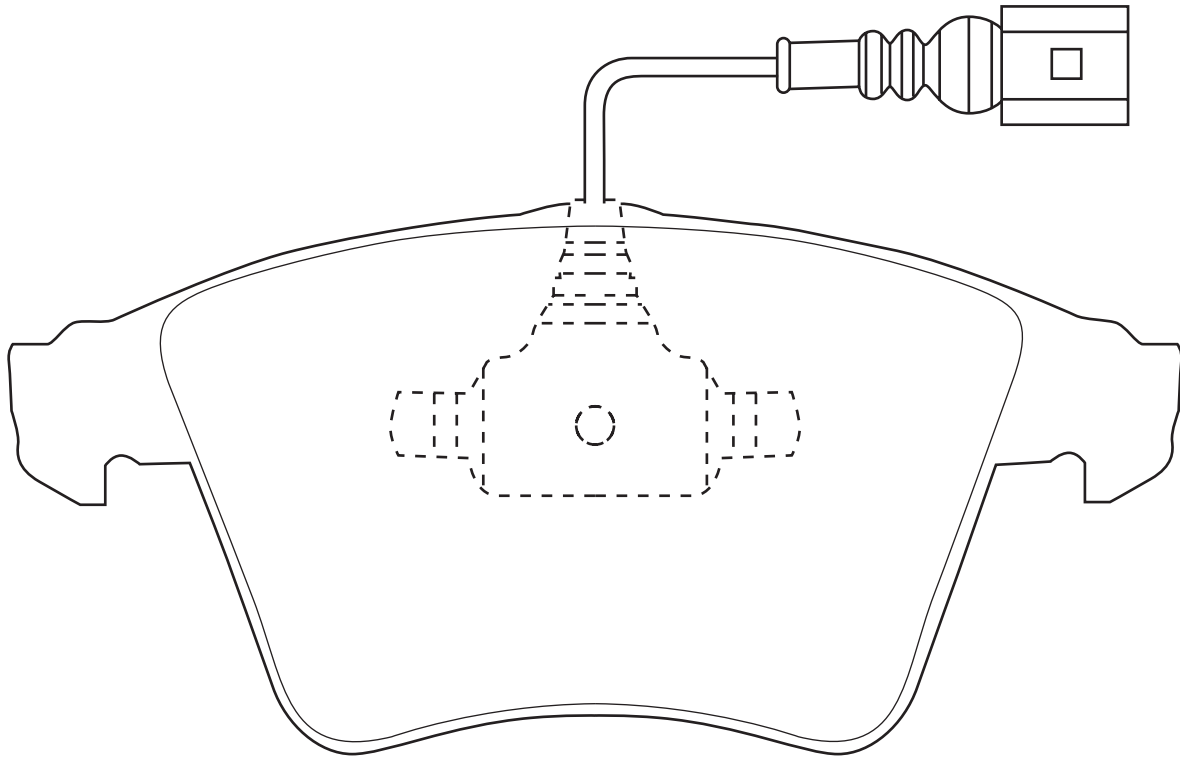
573159

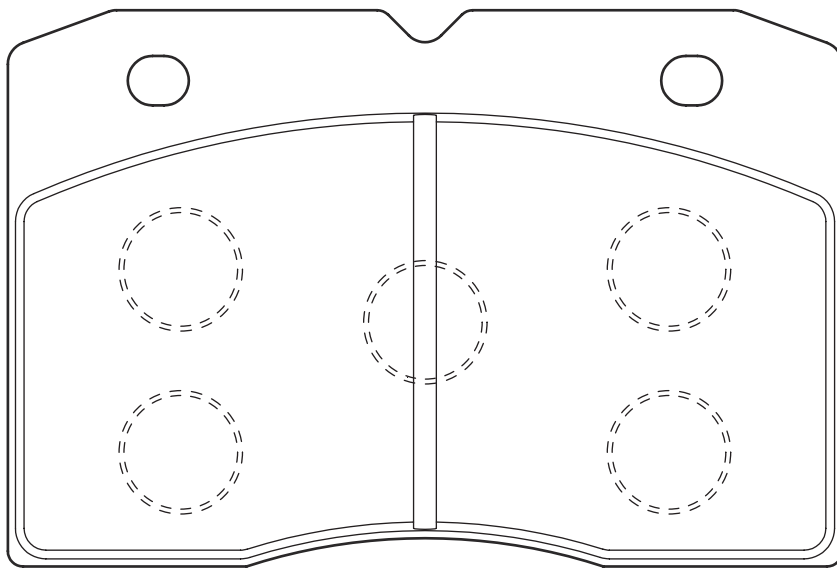
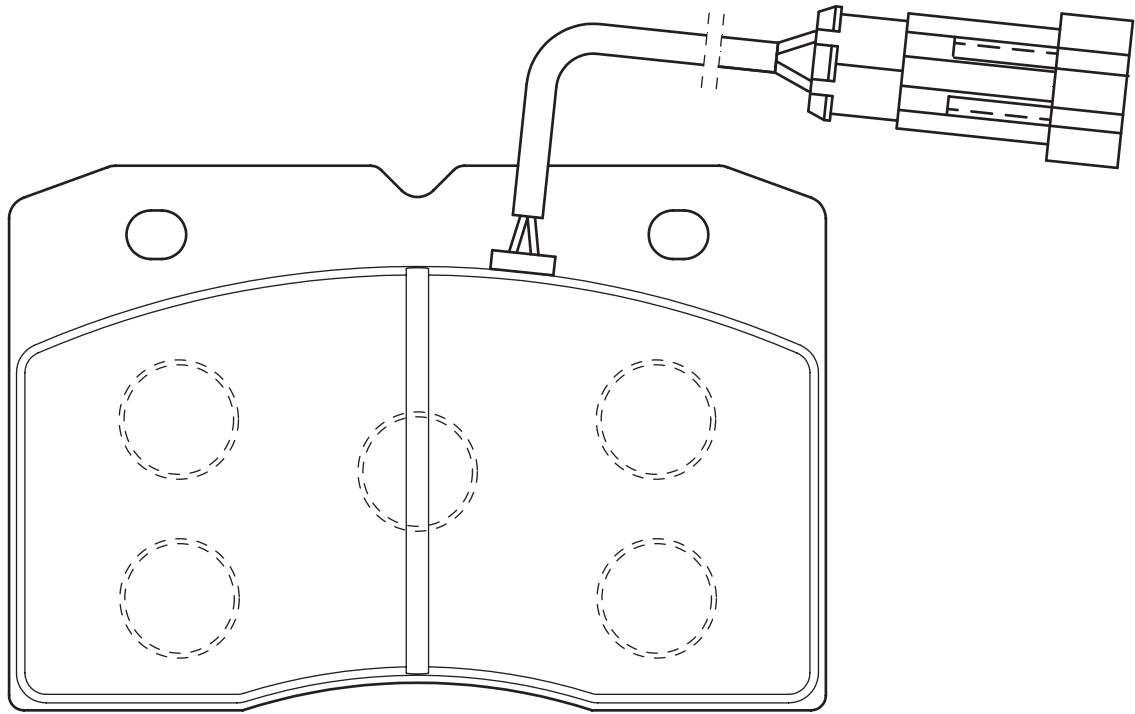
23468



VW Transporter





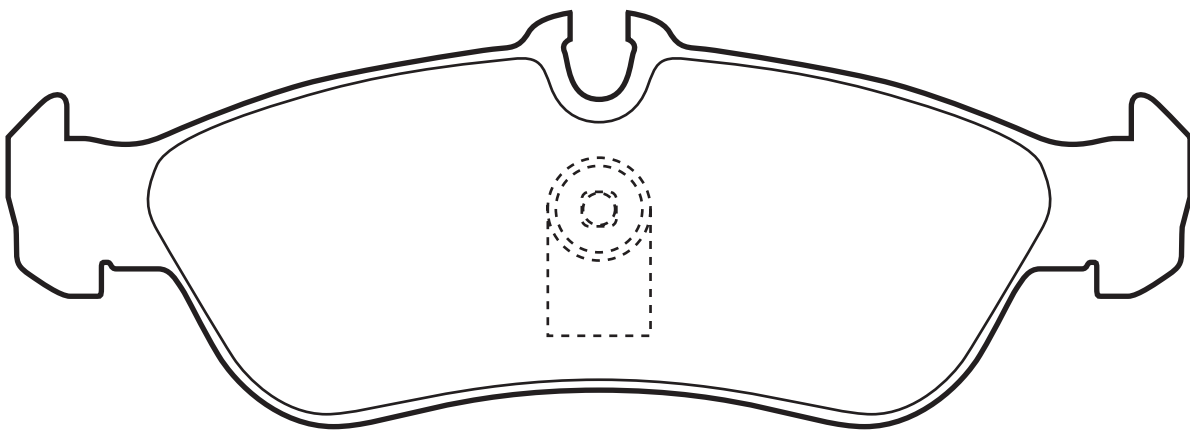
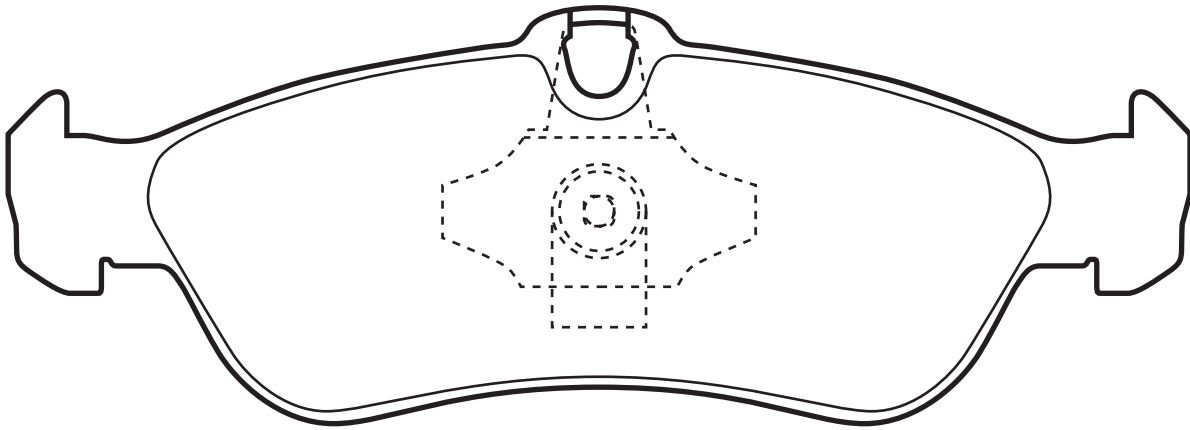


573191

23901

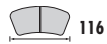


MERCEDES Sprinter




573220

23326



VW Transporter

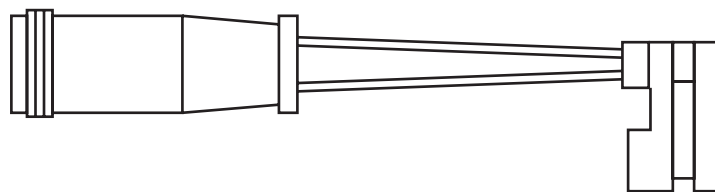



573221

24007



MERCEDES Vito

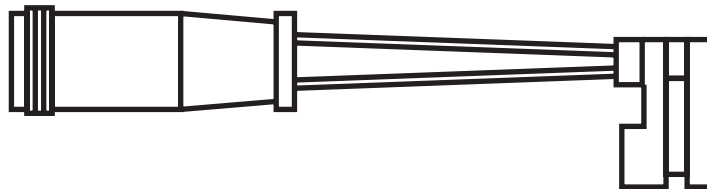
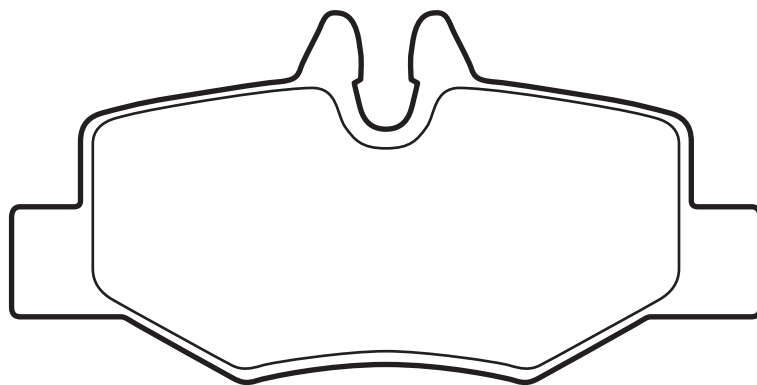


573222

24008



MERCEDES Vito

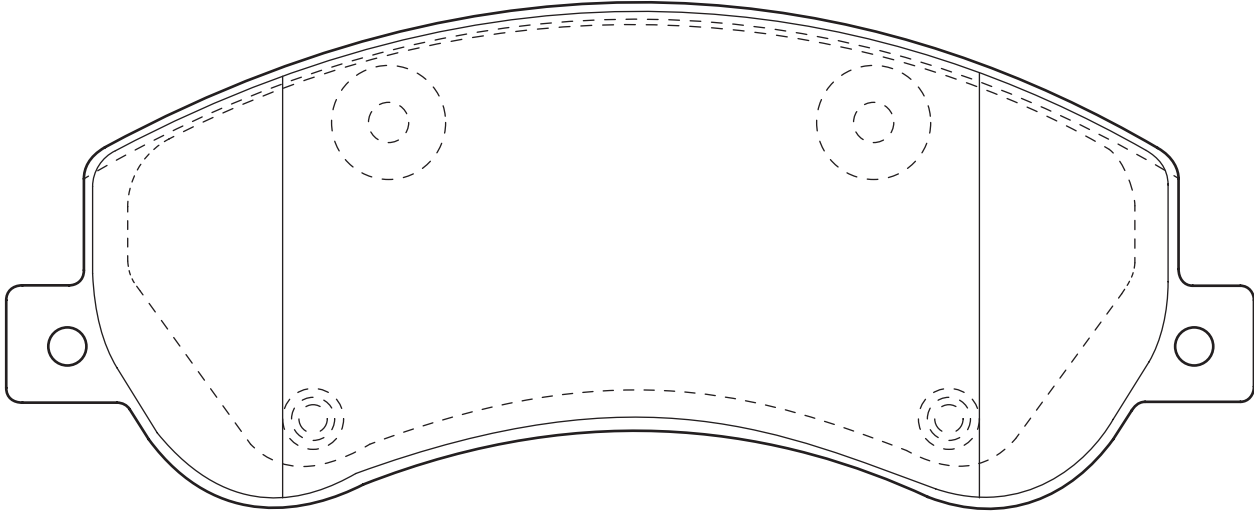
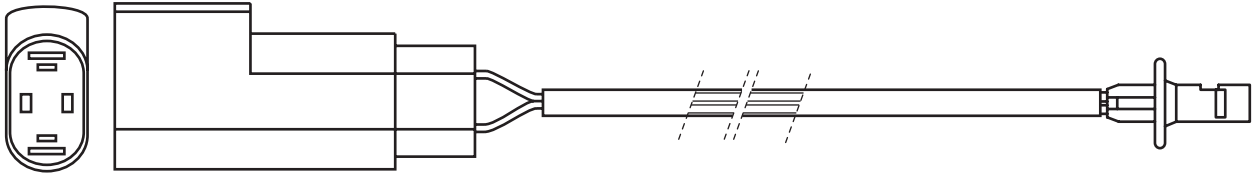


573275

24484

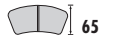


FORD Transit


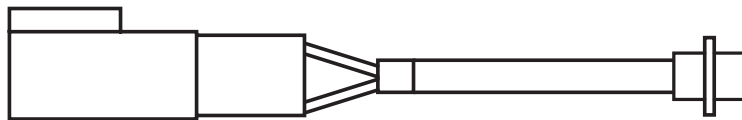


573276

24485

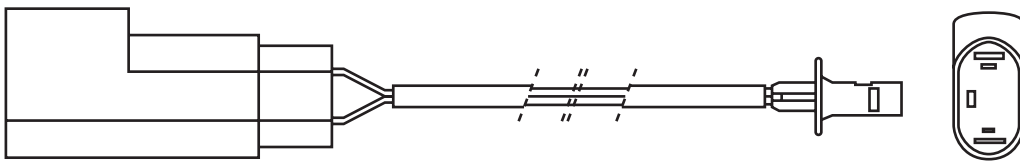
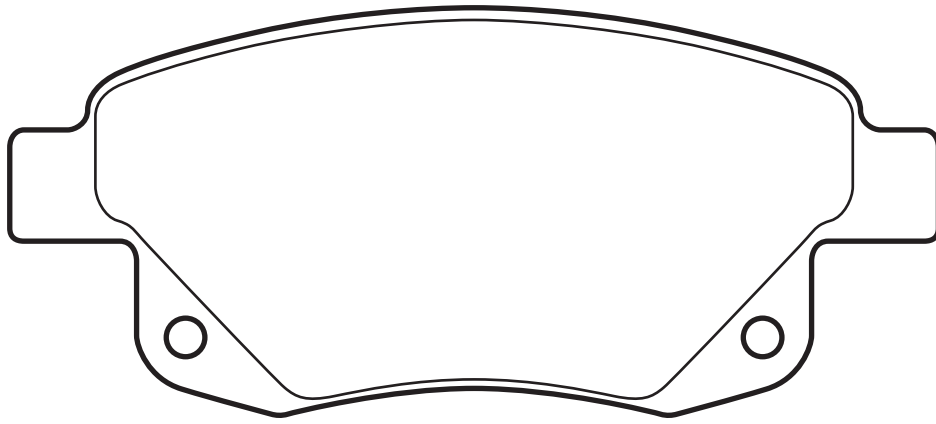


FORD Transit




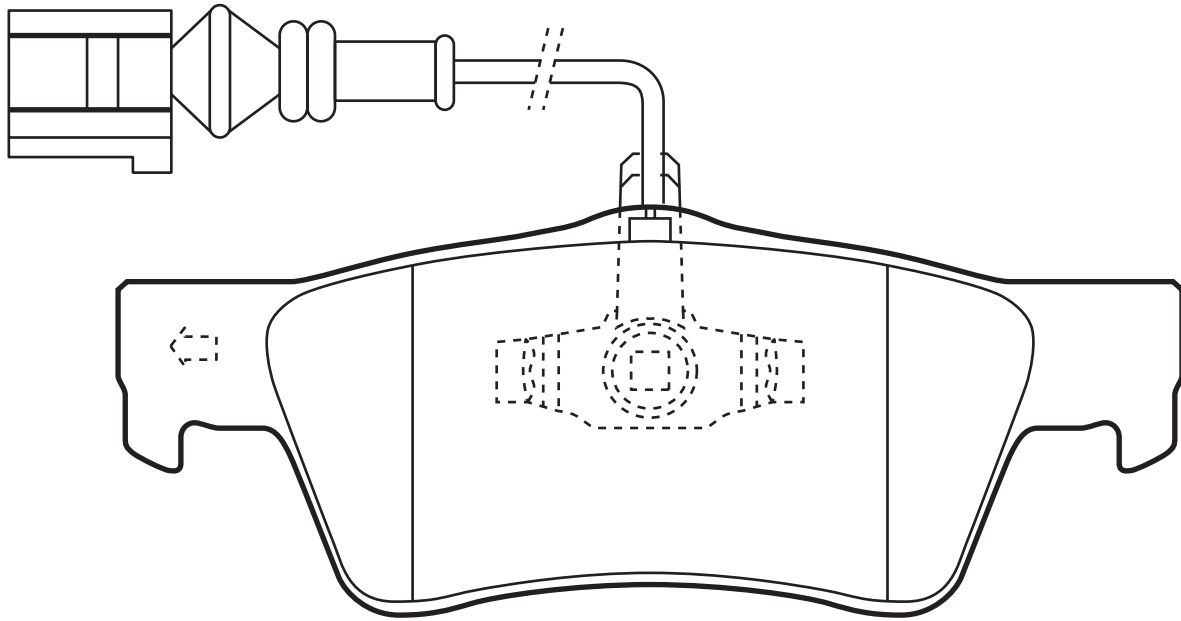
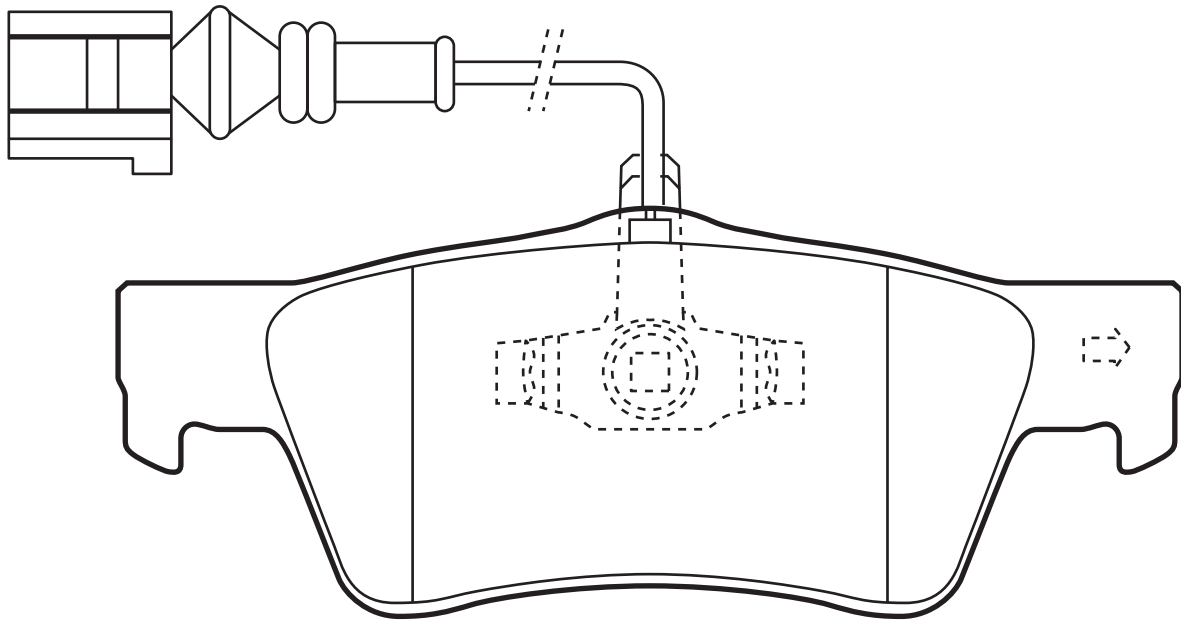


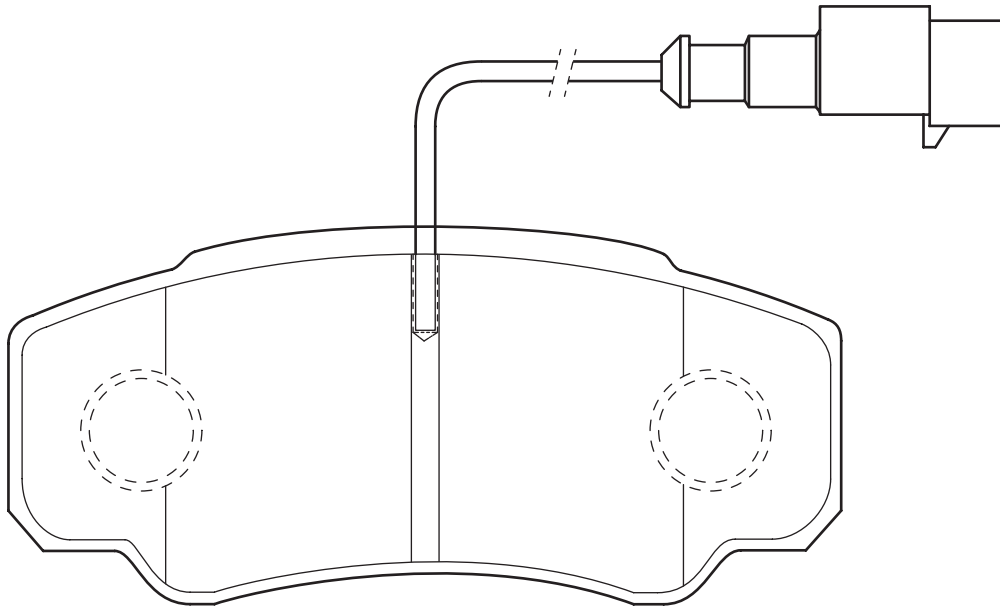
FORD Transit



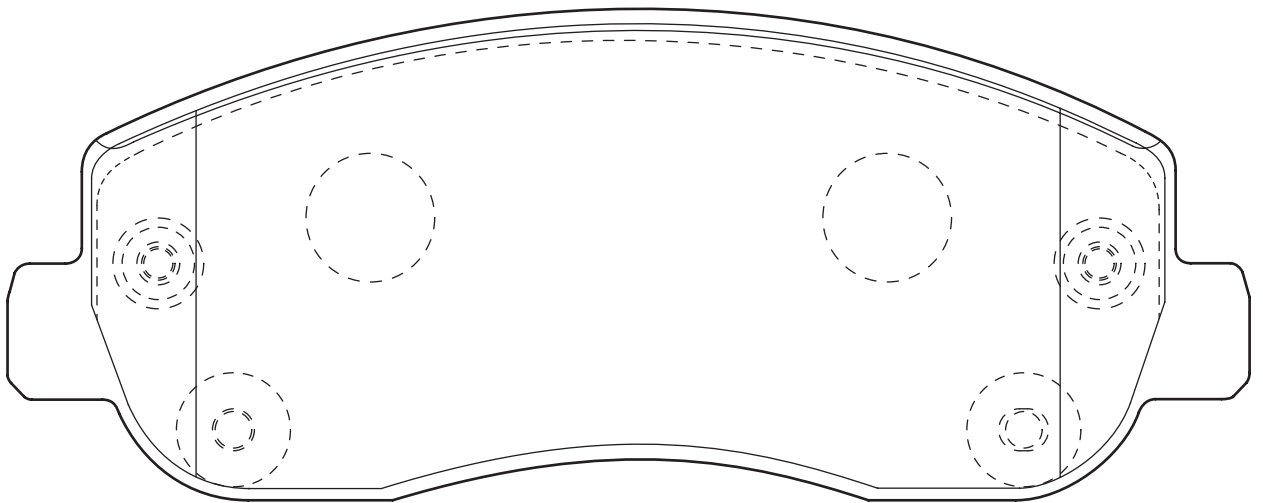
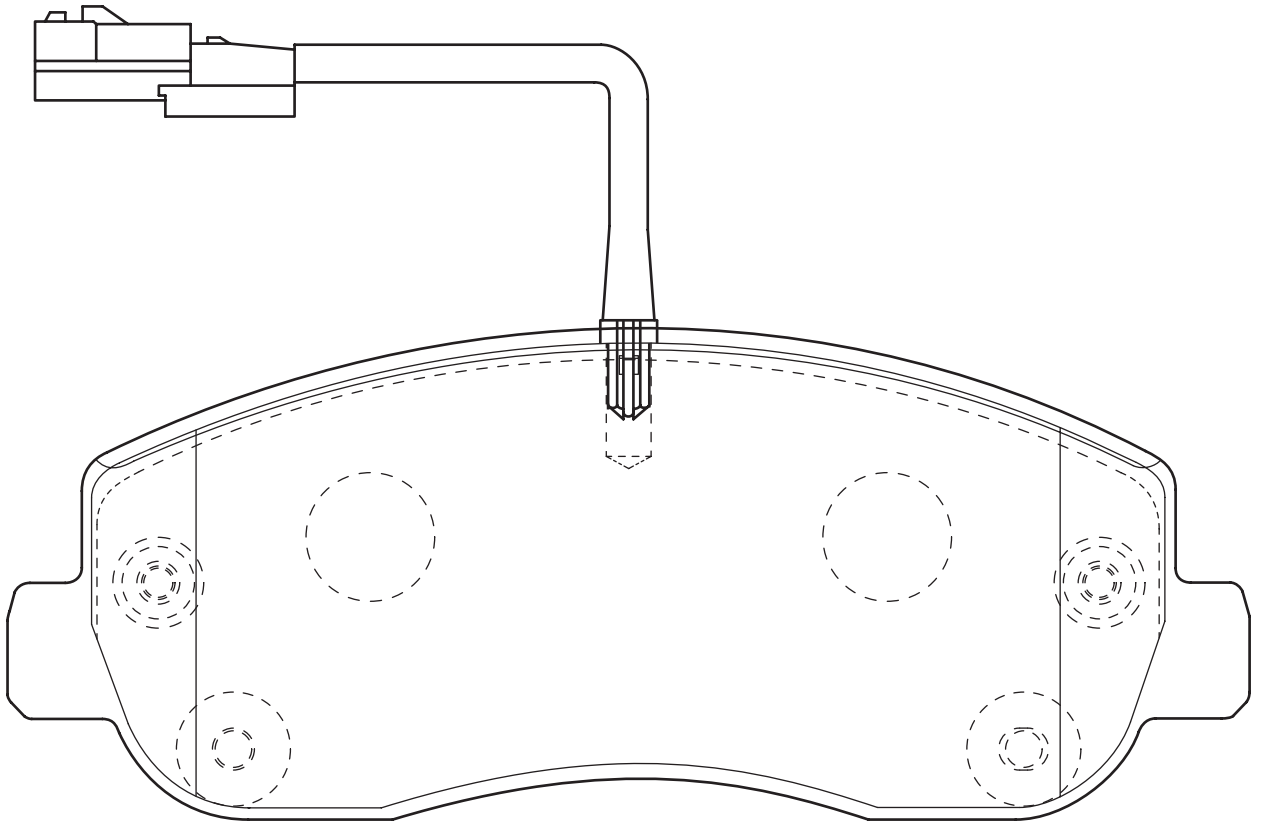
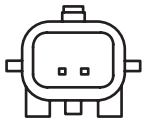


VW Transporter T5


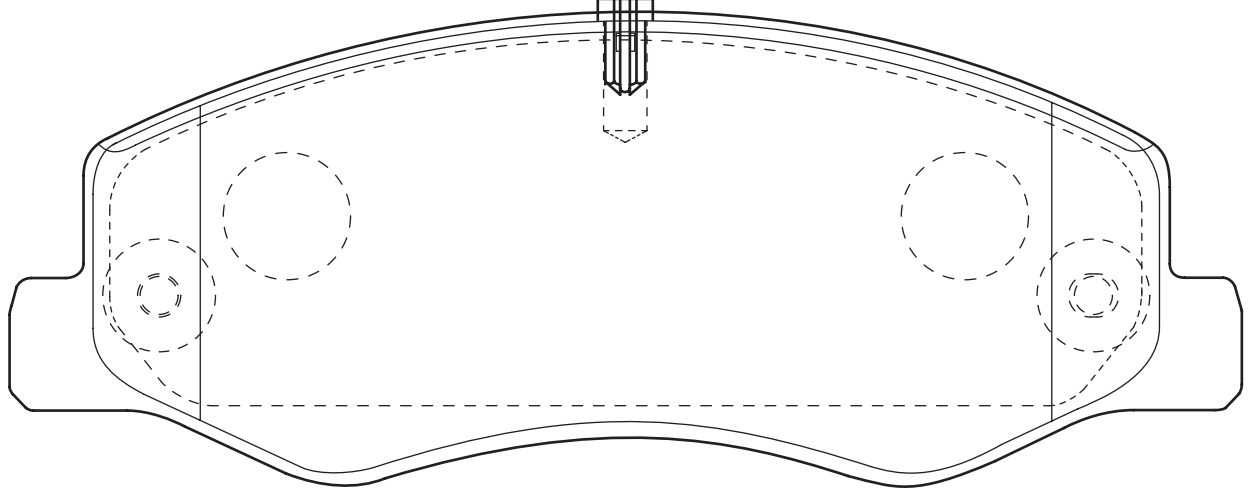
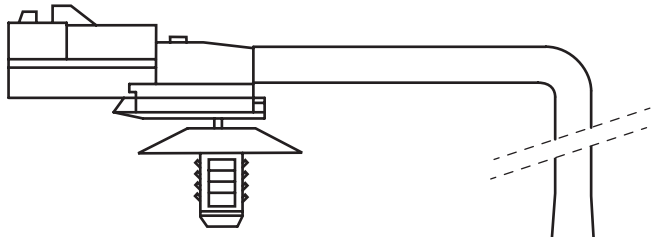



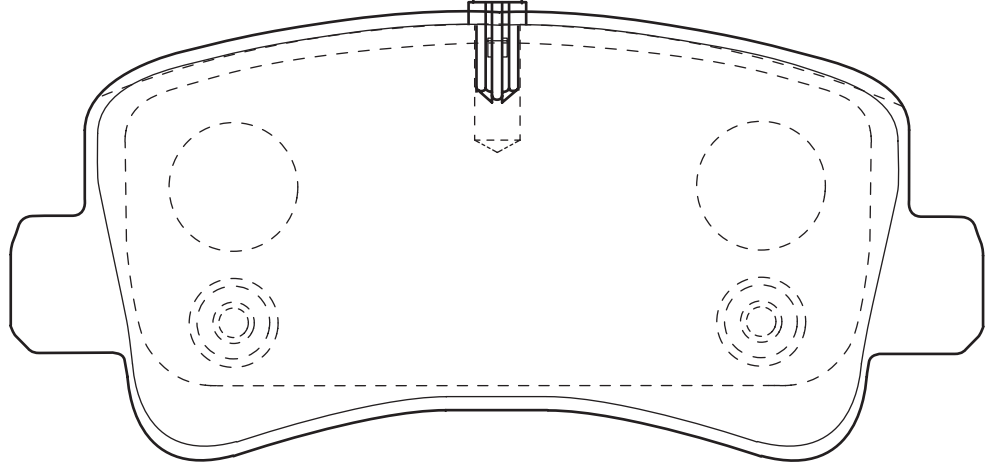
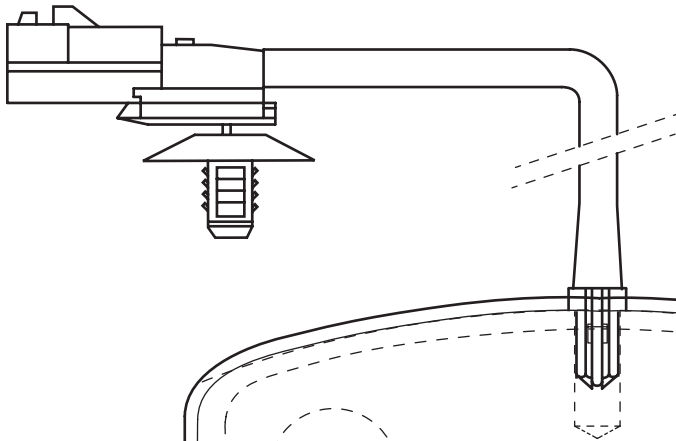

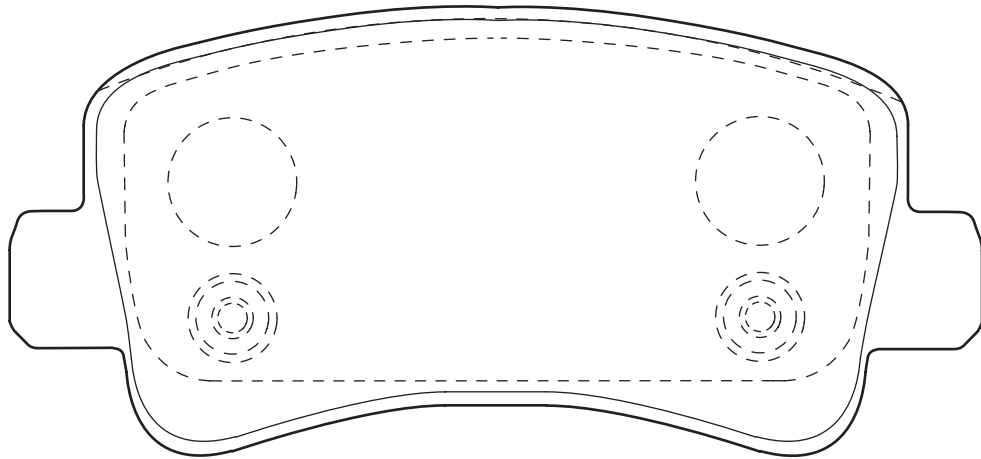


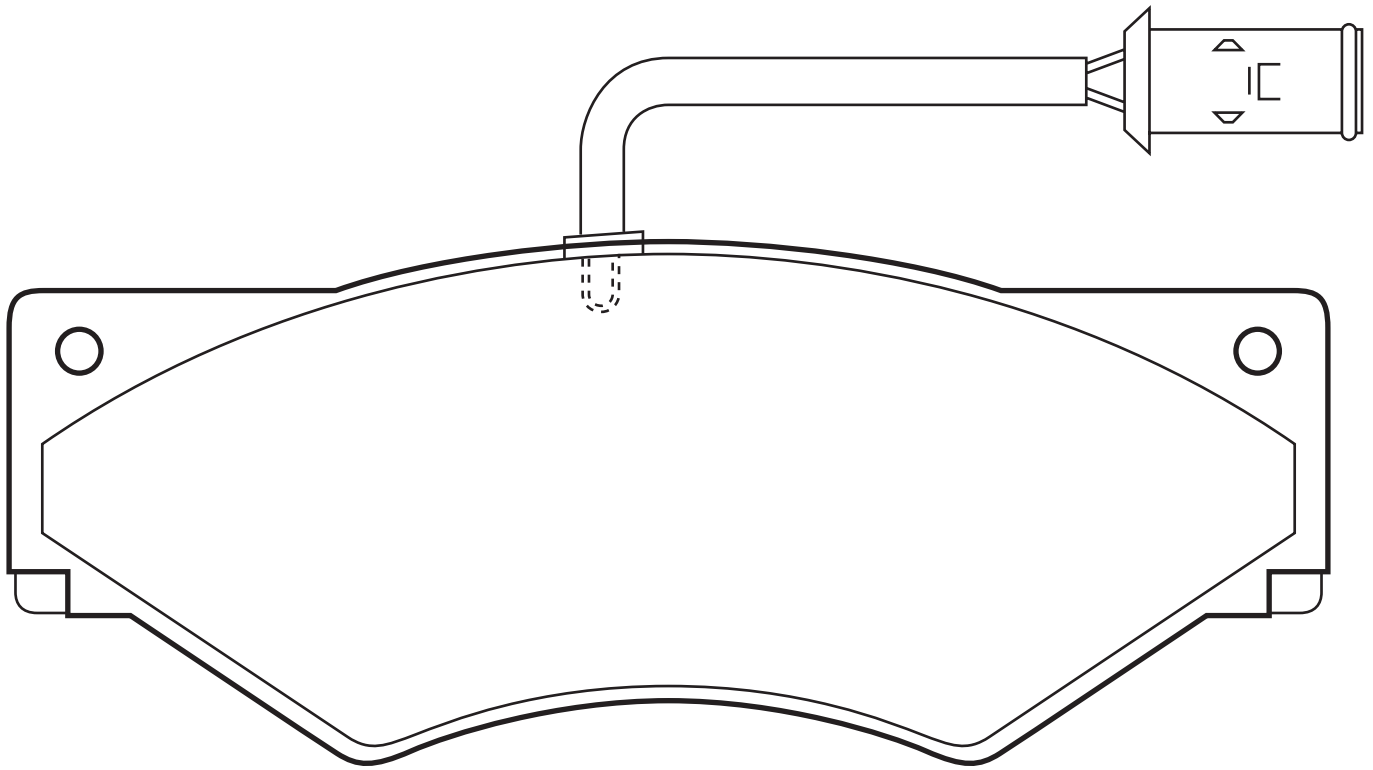
RENAULT Master





RENAULT Master







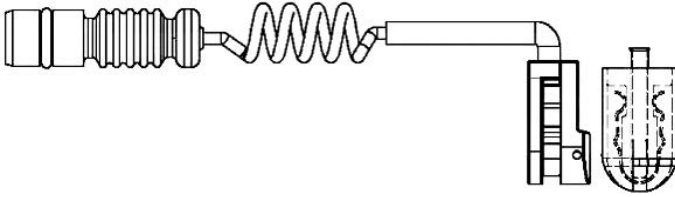
JURID	 mm	 #	
581384	189	2	Mercedes Benz LCV, Volkswagen LCV
581404	95	2	Mercedes Benz LCV, Volkswagen LCV
581429	155	2	Mercedes Benz LCV
587000	400	2	IVECO
587002	495	2	IVECO
587003	335	2	Ernst Auwärter, Setra
587004	238	2+2	Ernst Auwärter, Mercedes Benz, Optare
587007	280	2+2	Ernst Auwärter, Irisbus, Mercedes Benz
587009	195	4	Bova, Irisbus, MAN, Mercedes-Benz, Neoplan, Optare, Sanos, Van Hool
587010	210	2	Mercedes Benz LCV, Volkswagen LCV
587014	310	2	Scania
587017	205	2	MAN, MCW, Optare, Renault Trucks
587018	205	2	MAN
587019	385	2	Caetano PSV, MAN
587020	400	2	MAN
587021	400	2	MAN
587022	295	2	MAN, Wabco
587024	295	2	IVECO LCV
587025	475	2	IVECO
587026	400	2	Irisbus, RVI
587027	226	2	Caetano PSV, Dennis, Irisbus, RVI, Volvo
587028	285	2	Irisbus, IVECO
587030	1300	2	IVECO
587031	1310	2	IVECO
587032	355	2	Irisbus, RVI
587033	300	2	RVI, Wabco
587034	450	2	Crane Fruehauf, DAF, Gigant Group, RVI, SAF, Wabco
587035	430	2	BPW, Crane Fruehauf, Jost, Gigant Group, SAF
587036	940	2	BPW, Crane Fruehauf, Jost, Gigant Group, SAF
587038	130	2	IVECO LCV
587039	300	2	IVECO LCV
587040	370	2	RVI, Volvo
587042	138	2	IVECO
587043	295	2	IVECO LCV
587044	365	2	IVECO, Wabco
587045	210	2	IVECO LCV
587046	760	2	SAF, Wabco
587047	109	2	Mercedes Benz LCV, Volkswagen LCV
587048	84	2	Mercedes Benz LCV, Volkswagen LCV
587056	330	2	DAF, Wabco
587060	310	2	IVECO
587068	380	2	DAF
587081	610	2	SAF
587082	490	2	MAN TG1 13T ALLRAD
587083	760	2	SAF

581384

189mm

2

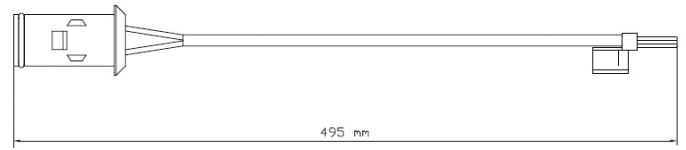
Mercedes Benz LCV, Volkswagen LCV

**587002**

495mm

2

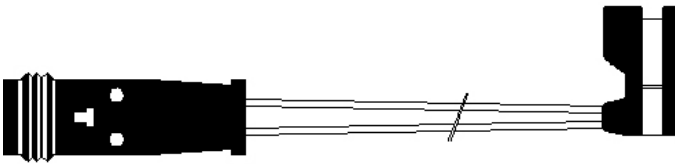
Iveco

**581404**

95mm

2

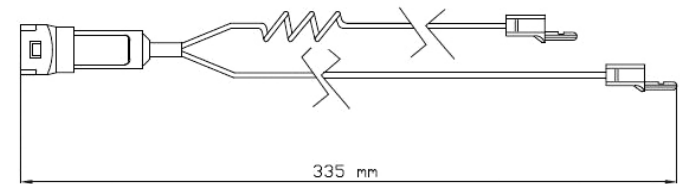
Mercedes Benz LCV, Volkswagen LCV

**587003**

335mm

2

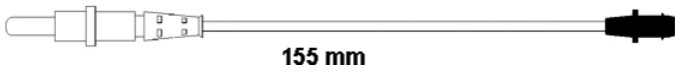
Ernst Auwärter, Setra

**581429**

155mm

2

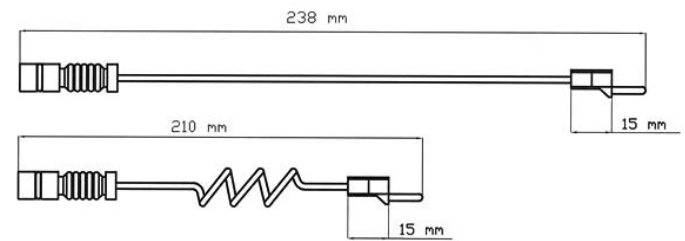
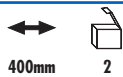
Mercedes Benz LCV

**587004**

238mm

2+2

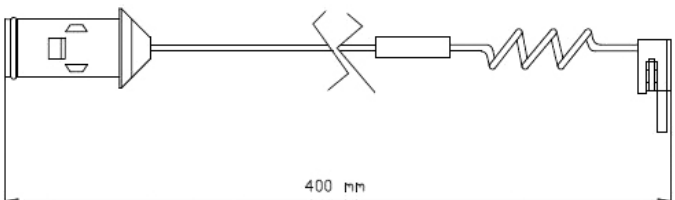
Ernst Auwärter, Mercedes Benz, Optare

**587000**

400mm

2

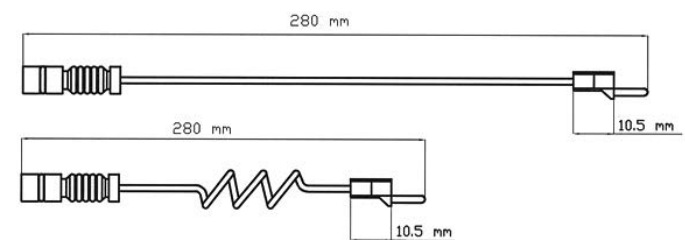
Iveco

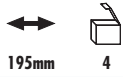
**587007**

280mm

2+2

Ernst Auwärter, Irisbus, Mercedes Benz



587009

195mm

4

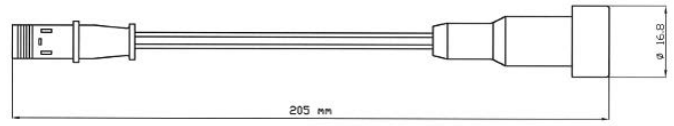
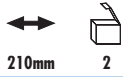
Bova, Irisbus, MAN, Mercedes-Benz, Neoplan, Optare, Sanos, Van Hool

**587018**

205mm

2

MAN

**587010**

210mm

2

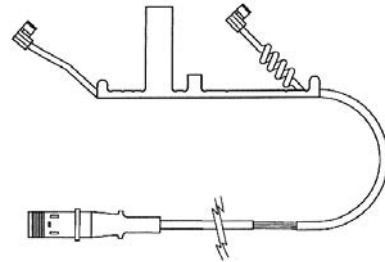
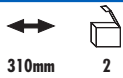
Mercedes Benz LCV, Volkswagen LCV

**587019**

385mm

2

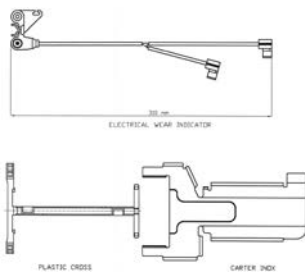
Caetano PSV, MAN

**587014**

310mm

2

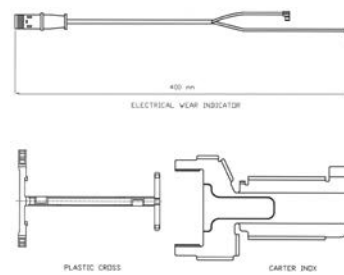
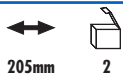
Scania

**587020**

400mm

2

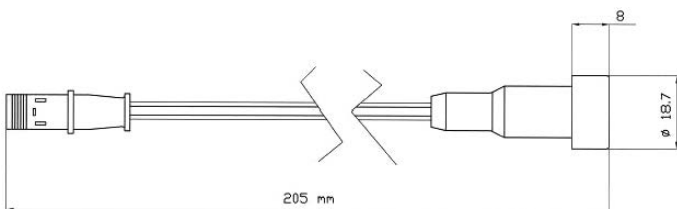
MAN

**587017**

205mm

2

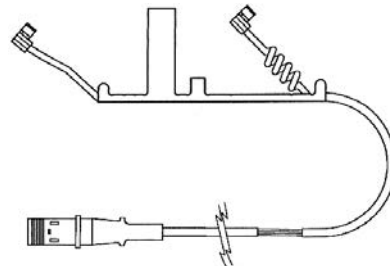
MAN, MCW, Optare, Renault Trucks

**587021**

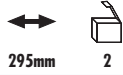
400mm

2

MAN



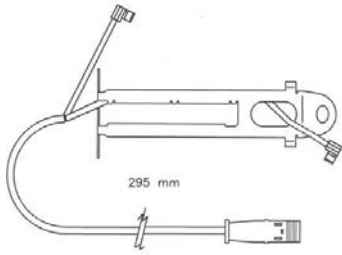
587022



295mm

2

MAN, Wabco



295 mm

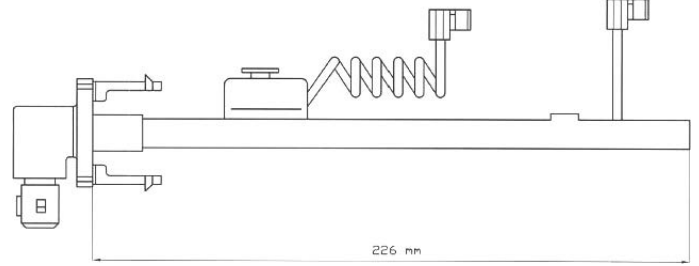
587027



226mm

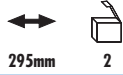
2

Caetano PSV, Dennis, Irisbus, RVI, Volvo



226 mm

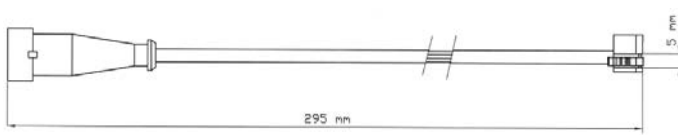
587024



295mm

2

Iveco LCV



295 mm

15 mm

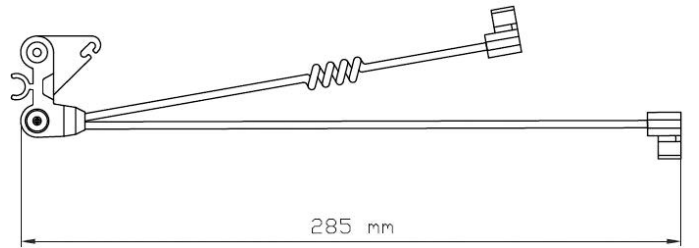
587028



285mm

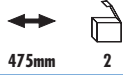
2

Irisbus, Iveco



285 mm

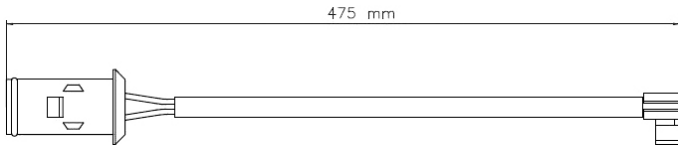
587025



475mm

2

Iveco



475 mm

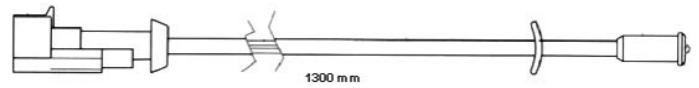
587030



1300mm

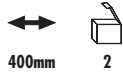
2

Iveco



1300 mm

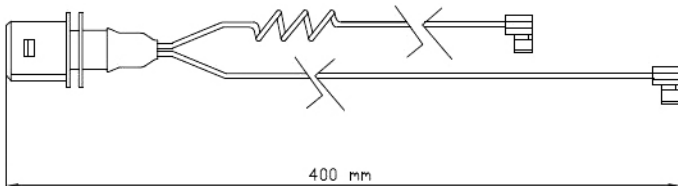
587026



400mm

2

Irisbus, RVI



400 mm

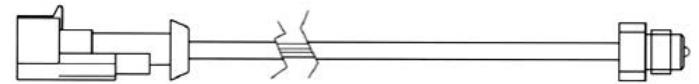
587031



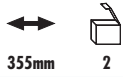
1310mm

2

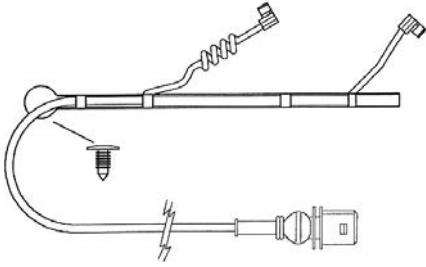
Iveco



587032



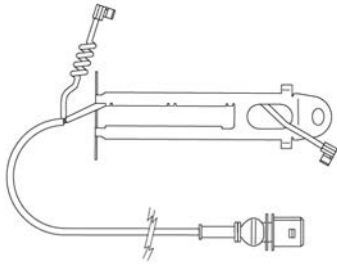
Irisbus, RVI



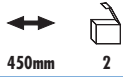
587033



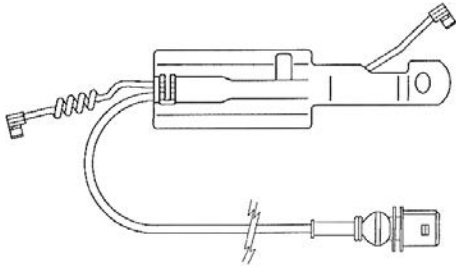
RVI, Wabco



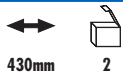
587034



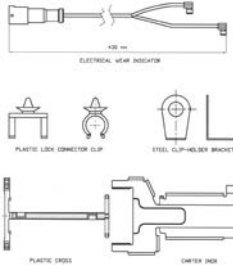
Crane Fruehauf, DAF, Gigant Group, RVI, SAF, Wabco



587035



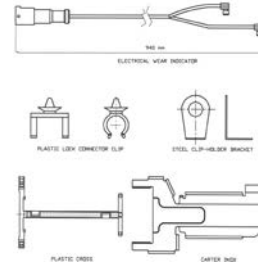
BPW, Crane Fruehauf, Jost, Gigant Group, SAF



587036



BPW, Crane Fruehauf, Jost, Gigant Group, SAF



587038



Iveco LCV



587039



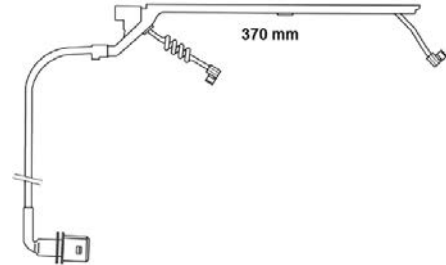
Iveco LCV



587040



RVI, Volvo



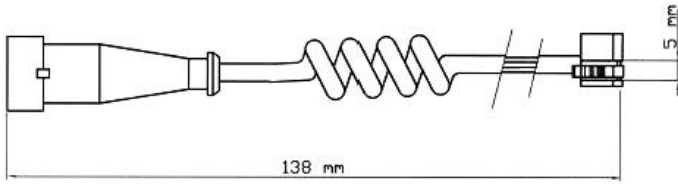
587042



138mm

2

Iveco



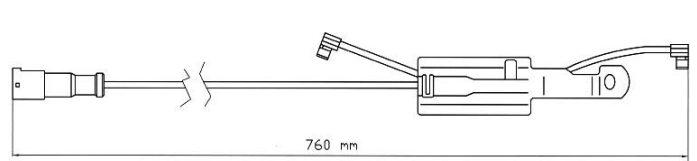
587046



760mm

2

SAF, Wabco




587043



295mm

2

Iveco LCV



587047



109mm

2

Mercedes Benz LCV, Volkswagen LCV



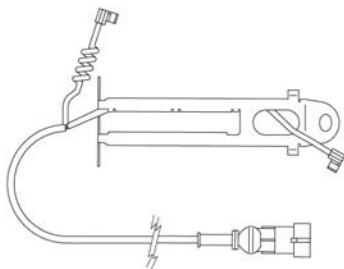
587044



365mm

2

Iveco, Wabco



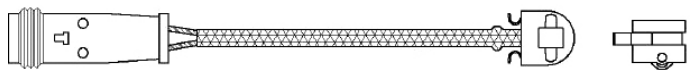
587048



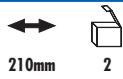
84mm

2

Mercedes Benz LCV, Volkswagen LCV




587045



210mm

2

Iveco LCV



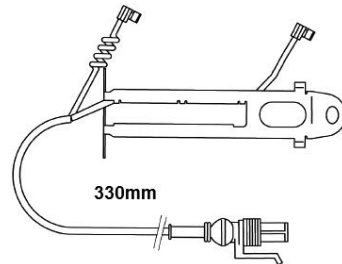
587056



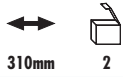
330mm

2

DAF, Wabco



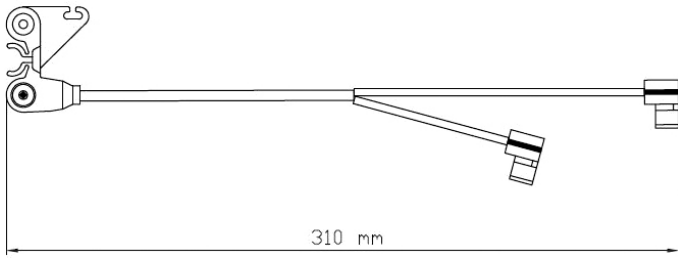
587060



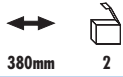
310mm

2

Iveco



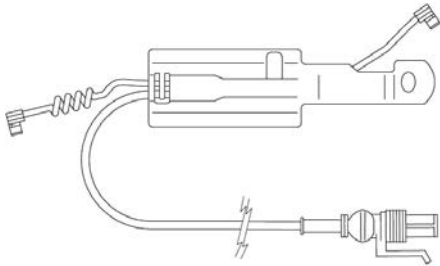
587068



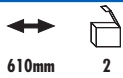
380mm

2

DAF



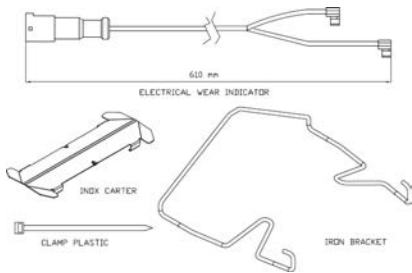
587081



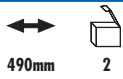
610mm

2

SAF



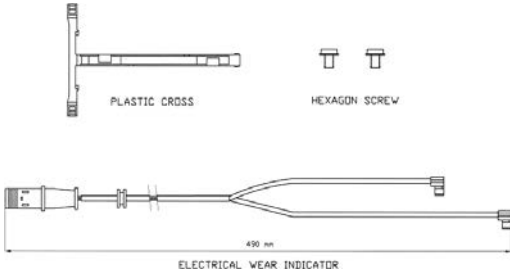
587082



490mm

2

MAN TG1 13T ALLRAD



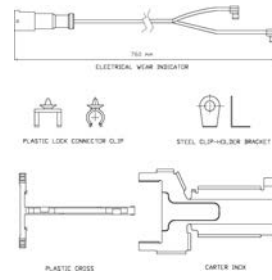
587083



760mm










2

SAF











JURID®	∅					kg		ABS	
561121J	270	14	71	79	5	5.5	Solid	-	FORD
561127J	267	14	111	58	6	10.8	Solid	-	FIAT
561135J	280	16	79	88	5x18 5x12.5	7.0	Solid	-	MERCEDES L Series 200/300 1977→
561171J	252	24	54	76	6	5.8	Vented	-	RENAULT
561252J	278	13	119	45	5	8.8	Solid	-	VW
561254J	278	24	70	95	6	7.0	Vented	-	RENAULT
561342J	315	26	119	160	6x18.05 2xM10	13.7	Vented	-	IVECO Zeta 65.12 Turbo 79.12 Turbo 79.14(III) BUS 55.14 BUS 70.14 1987→
561378J	254	14	32	79	5	5.0	Solid	-	FORD
561577J	239	16	79	102	5	6.1	Solid	-	MERCEDES BENZ
561609J	260	16	64	68	5	5.6	Solid	-	VW Transporter (T4)
561610J	280	24	65	68	5	6.9	Vented	-	VW Transporter (T4)
561612J*	267	14	154	58	6	12.4	Solid	-	IVECO
561624J	254	24.5	43	79	5	5.7	Vented	-	FORD Transit all models 14" 11/94→
561625J	270	24.5	43	79	5	6.5	Vented	-	FORD Transit all models 15" 11/94→
561708J*	263	24	53	96	5	6.3	Vented	-	NISSAN Trade/Ebro (5 holes) 85→
561754J*	324	30	91	118	6xM12	11.0	Vented	-	MERCEDES L Series 809D/811D/814D MCW/OPTARE StarRider 1986→
561854J*	280	22	79	88	5x18 5x12.5	8.7	Solid	-	MERCEDES L Series 409/507/510 1988→
561857J	282	18	65	68	5	7.3	Solid	-	VOLKSWAGEN
561919J*	322	30	90	132	6xM14	14.0	Vented	-	VOLVO FL4.08 FL4.11 (5.5t) / FL6.08 FL6.11 FL6.14 (5.5t) 1986→
561920J*	322	30	90	132	8xM14	13.6	Vented	-	VOLVO FL6.08 FL6.14 (7.2t) 1986→
561998J*	263	24	53	96	6	6.4	Vented	-	NISSAN Trade/Ebro (6 holes) 1985→
562054J	276	22	60	67	5	6.1	Vented	-	MERCEDES Vito (BM638) 108D-110D-113 (+ vented disc) 96→
562065J	280	10	63	67	5	4.3	Solid	-	MERCEDES Vito (BM638) 108D-110D-113 96→
562079J	282	18	55	68	5	7.1	Solid	-	VW Transporter (T4) solid disc 6/96→
562080J	278	24	55	68	5	6.5	Vented	-	VW Transporter (T4) vented disc 6/96→
562105J	280	24	62	80	6	7.3	Vented	-	RENAULT Master (II) 2.5D, 2.8TD 98→
562140J	294	14	43	82	5	7.3	Vented	-	FORD Transit (RWD) 2.3/2.4 Turbo Diesel 00→
562141J	276	24.5	43	82	5	6.1	Vented	-	FORD Transit (FWD) 2.0 Turbo Diesel/2.3/2.4 Turbo Diesel 00→
562164J	305	12	67	90	5	6.7	Solid	-	RENAULT Master (II) rear
562234J	308	29.5	56	76	5	10.7	Vented	-	VW Transporter T5 16"
562241J	305	28	49	72	5	9.6	Vented	-	RENAULT Trafic (II), Nissan Primastar
562262J	294	22	45	76	5	7.1	Vented	-	VW Transporter T5 (TRW system)
562263J	296	10	53	67	5	4.8	Solid	-	MERCEDES Vito (II)
562365J	280	12	102	68	5	9.1	Solid	ABS ring	NISSAN Primastar, Renault Trafic
562382J	300	26	56	68	5	8.7	Vented	-	VW Transporter (16" Wheels)
562392J	300	28	59	67	5	8.6	Vented	-	MERCEDES Vito (II) all mods
562448J	294	13.5	41	68	5	5.6	Solid	-	VW Transporter (16" Wheels)
562537J	280	16	17	108	5	5.4	Solid	-	FORD Transit
562540J	300	28	55	93	5	8.8	Vented	-	FORD Transit 330, 350, FWD RWD
562541J	280	28	55	93	5	7.2	Vented	-	FORD Transit 260, 280, 300, FWD
562603J	314	22	76	76	5	8.0	Vented	-	VW Transporter 17"
562616J	333	32.5	56	76	5	11.7	Vented	-	VW Transporter T5 17"
562626J	313	26	56	68	5	9.3	Vented	-	VW Transporter 16" Wheel vented disc, Ch.701000955→
562638J	280	16	69	96	5	8.3	Solid	ABS ring	FORD Transit RWD
562805J	306	28	132	178	6	13.3	Vented	-	IVECO BUS DAILY 65 (C15, C18) 06→
562903J	290	26	53	96	6xM12x1.5	8.4	Vented	-	NISSAN Cabstar E 110.35, 1230.35 3.0TD / RENAULT Maxity 130.45, 150.45
567110J	432	45	135	194	10xM16	32.5	Vented	-	KASSBOHRER (S300,315) 1991->
567113J	406	48	175	194	10xM16	32.7	Vented	-	KASSBOHRER (S210, 211, 212, 213, 214, 215, 216, 228)
567114J	322	30	138	216	8x13.1	15.7	Vented	-	VOLVO FL6.08 FL6.14 (7.2tons) 1986→
567115J	460	48	119	170	10xM16	34.0	Vented	-	DAF Coaches MB/SB 2000/3000 1986→
567116J	322	30	134	215	8x20.15 2xM10	18.0	Vented	-	IVECO Eurocargo 80 E15/18/21 100 E15/18/21 180 E21 1991→
567117J	430	50	102	170	12xM16	35.0	Vented	-	IVECO Eurocargo 170 E18/23 EUROTECH all models EUROSTAR all models 1991→
567118J	290	22	111	68	6xM18 6x12.4	15.0	Solid	-	IVECO New Daily 35.8 35.10 35.12 1996→
567119J	315	35	154	240	6	17.1	Vented	-	IVECO BUS 315.8.17 160R81
567120J	417	30	80	157	10	12.7	Vented	-	IVECO BUS 370.12.25 370.12.30 370.12.35 1983→
567121J	322	30	126	148	6x21 3xM8	14.6	Vented	-	FORD Cargo 6.5-7.5 tons 0609 0709 0711 0809 0811 0813 0815 1987→1991
567122J	315	26	122	119	10xM12	13.1	Vented	-	DAF FA Series - Wabco 456 F-0
567123J	312	30	137	133	12xM12	14.6	Vented	-	LEYLAND RoadRunner series 10/12 DAF FA1000 FA1005 FA45 Series 10to 1987→

*Available until stock lasts

							kg		ABS	
567124J	290	25	160	120	6x12.5	6xM18	20.2	Vented	-	IVECO Turbo Daily 59.12 1983→
567125J	370	45	150	215	8x20	2xM10	31.0	Vented	-	IVECO Eurocargo 120 E15/18/23 130 E15/18/23 260 E23 1991→
567126J	370	45	182	215	8x22.15	2xM10	32.0	Vented	-	IVECO Eurocargo 150 E18/23/27 280 E23 320 E27 1991→
567127J	304	30	128	165	6x18.15	2xM10	13.9	Vented	-	IVECO Eurocargo 60 E10/12/14 65 E10/12/14 75 E12/14/45 1991→
567128J	289	22	84	84	8x10.5		9.3	Solid	-	IVECO Neew Daily 35.8 35.10 35.12 1996→
567130J	425	45	171	285	10		43.6	Vented	-	IVECO BUS 480.10.21 480.12.31 490.18.29 490.22 580.21 680.26 1985→
567131J	425	45	166	215	10xM16		37.2	Vented	-	IVECO BUS 471.10.20 471.12.20 571.20 671.20 1985→
567132J*	425	45	160	215	10xM16		36.8	Vented	-	INBUS 166 177 177/4 178 U210 283 286 383
567134J	417	28	67	159	10		41.6	Vented	-	IVECO BUS 380/491 Cityclass/EURORIDER
567135J	436	45	139	210	12xM16		37.7	Vented	-	EUROTECH, Eurostar all models (Knorr SB7 type) 1997→
567142J	374	22	22	60	10x16.7		15.3	Solid	-	MERCEDES Unimog U600 U800 U1000 1991→
567150J	322	30	115	164	6xM12		15.0	Vented	-	VOLVO FL 4 85→00
567152J	438	45	127	195	10xM16		35.0	Vented	-	VOLVO BUS B10
567400J	438	45	135	200	10xM16		36.0	Vented	-	MAN F2000 18/23 mod. 19501/19502 1995→
567401J	324	30	102	135	10xM14		13.5	Vented	-	MAN L2000 8.103 mod. 19462 1993→1996
567402J	330	34	104	135	10xM14		16.4	Vented	-	MAN L2000 L2100 1996→
567403J	377	45	128	162	10xM14		23.0	Vented	-	MAN M2000
567405J	330	34	124	157	12xM12		17.1	Vented	80 teeth	MAN L2000 with 17.5" ABS
567407J	432	45	135	208	10xM16		35.0	Vented	100 teeth	MAN F (ABS)
567408J	432	45	130	131	12x19	3xM12	36.0	Vented	-	MAN F90 (12 holes disc) 89→95
567410J	432	45	135	208	10xM16		37.0	Vented	-	MAN TGA, F2000 Serie
567500J	430	45	131	208	10xM16		29.5	Vented	-	SCANIA 4 Series
567555J	438	45	135	195	10xM14		33.5	Vented	-	MERCEDES Coaches (PCV) 0404 0350 1991→
567560J*	324	30	111	165	12x13		13.0	Vented	-	MCW Metrorider (PCV) 22/33 1987→1989
567751J	430	45	132	211	10xM14		34.2	Vented	-	MERCEDES Actros 1996→
567761J	272	16	96	85	5x15	1x9/17 1x16/23	6.9	Solid	-	MERCEDES Sprinter 2.8t/3.5t
567762J	324	30	91	118	6xM12		11.0	Vented	-	MERCEDES Vario 4.3TDI 1996→
567763J	324	30	120	120	6xM12		15.0	Vented	ABS ring	MERCEDES Vario 17.5" wheels
567764J	335	34	102	92	10x14.5		15.0	Vented	-	MERCEDES Atego 17.5" 1998→
567765J	377	45	138	176	8xM14		26.4	Vented	-	MERCEDES Atego 19.5" rear 1998→ # Discos axle
567766J	377	45	134	106	14x14.5		24.0	Vented	-	MERCEDES Atego 19.5" 1998→
567767J	335	34	111	152	8xM12		15.2	Vented	-	MERCEDES Atego 17.5" (7to.) rear 1998→
567768J	335	34	111	131	8xM12		16.0	Vented	-	MERCEDES Atego 17.5" (5 to.) rear 1998→
567769J	304	30	120	120	6xM12		14.0	Vented	-	MERCEDES Vario 16" wheels
567770J	304	30	91	118	6xM12		10.5	Vented	-	MERCEDES Vario 2.9TD 1996→
567801J	430	45	131	203	10xM16		34.4	Vented	-	NEOPLAN BUS
567802J	410	48	120	162	12xM16		29.1	Vented	-	VAN HOOL
567810J	285	22	93	120	6x15.1		7.0	Vented	-	MERCEDES Sprinter (twin wheel models) rear 1996→
567812J	375	44	128	154	10xM14		25.0	Vented	-	LEYLAND/DAF (New 55 Series) 1991→
567949J	354	30	82	128	10x12.4		14.2	Vented	-	RENAULT Midliner M Series (120, 210, 230) 89→94 / S Series (120, 130, 150, 170, 180) 82→89
567950J	350	30	73	145	16x12.1		13.0	Vented	-	RENAULT Star BUS R312 FR1 1989→
567951J	400	42	90	175	12x12.5		23.7	Vented	-	RENAULT PSV FR-1→1993
567953J	438	45	96	131	10x17.1	2xM14	31.3	vented	-	RENAULT Magnum AE385TI AE420TI AE520TI 1993→
567954J	276	24	44	102	10x10.6		6.6	Vented	-	RENAULT Midliner B80-120 1993→
567955J	304	30	135	250	6x21		15.0	Vented	-	RENAULT Midliner S Series
567956J	322	30	140	290	6x21		18.0	Vented	-	RENAULT Midliner M, S Series
567958J	380	45	85	117	10x15	2xM14	22.9	Vented	-	RENAULT Midliner, Midlum
569000J	430	45	160	192	10x23		38.8	Vented	-	SAF 22.5" wheels
569001J	430	45	130	131	12x19	3xM12	33.0	Vented	-	SAF 22.5" wheels
569002J	377	45	157	169	8x23		27.0	Vented	-	SAF 19.5" wheels
569022J	377	45	159	290	10x23	2x9.7	28.0	Vented	-	BPW EcoPlus 19.5" wheels - Knorr SN6
569100J	430	45	155	280	10x26.5		36.2	Vented	100 teeth	SMB Trailer 9 Ton D430 22.5" (+ABS)
569101J	290	22	43	102	10x10.5		6.0	Vented	-	RENAULT V.I Mascott 3.5/5 t 99→
569102J	290	26	43	102	10x10.5		7.0	Vented	-	RENAULT V.I Mascott 5.5/6/6.5 t 99→
569103J	290	22	78	150	8x11		8.0	Vented	-	RENAULT V.I Mascott all models rear 99→
569104J	276	22	72	73	5x15.7	2x8.7	8.0	Solid	-	IVECO Daily 29 6/99→
569105J	276	16	67	73	5x15.6	2x8.7	11.0	Solid	-	IVECO Daily 29 (rear no ABS) 6/99→
569109J	375	45	139	131	12x19	3xM12	25.4	Vented	-	SAF 19.5" wheels
569110J	377	45	138	169	8xM14		27.0	Vented	80 teeth	SMB Trailer (+ABS)
569112J	324	30	120	157	6xM12		12.2	Vented	-	MERCEDES Vario 4.3TDI 1996→

*Available until stock lasts

JURID®							kg		ABS	
569113J	434	45	97	131	10x17 2xM14	33.0	Vented	-	RVI Magnum E-Tech 95→	
569114J	434	45	160	224	12xM14	47.0	Solid	-	RVI Magnum E-Tech 95→	
569116J	330	34	137	194	6x21	20.0	Vented	80 teeth	RENAULT Midlum	
569117J	375	45	167	222	8x22.5	30.2	Vented	-	RENAULT Midlum (+ABS)	
569120J	258	12	96	85	5x15 1x9/17 1x16/23	6.2	Solid	-	MERCEDES Sprinter 2.8t 2002→	
569122J	276	22	77	85	5x15 1x9/17 1x16/23	6.8	Vented	-	MERCEDES Sprinter 2.8t/3.5t VW	
569123J	377	45	159	230	8x23 2x10.5 5xM6	27.0	Vented	ABS slots	BPW 19.5" wheels with ABS	
569125J	432	45	139	210	12xM16x2	37.7	Vented	-	IVECO Stralis	
569126J	304	30	120	157	6xM12	11.4	Vented	-	MERCEDES Vario 2.9TD 1996→	
569127J	330	34	123	117	12xM12x1.75	18.0	Vented	80 teeth	DAF LF45 7t 2001→ (+ABS)	
569128J	330	34	143	133	16xM12x1.75	19.3	Vented	80 teeth	DAF LF45 12t 2001→ (+ABS)	
569129J	330	34	119	150	12xM12x1.175	18.0	Vented	80 teeth	DAF LF45 2001→	
569130J	375	45	99	117	10x15 2xM14x2	23.4	Vented	-	DAF LF55	
569131J	375	45	146	179	10xM14	29.0	Vented	80 teeth	DAF LF55 (+ABS)	
569133J	335	34	118	154	2xM8 10xM14x1.5	17.0	Vented	-	MAN TGL	
569134J	335	34	93	90	10x15 2xM10	17.0	Vented	-	MAN TGL	
569136J	300	28	69	85	6x15 1x9	9.2	Vented	-	Mercedes Sprinter - VW Crafter	
569137J	298	16	71	85	6x15 1x9	7.3	Solid	-	Mercedes Sprinter - VW Crafter	
569138J	303	28	93	120	6x15	9.6	Vented	-	Mercedes Sprinter - VW Crafter	
569141J	430	45	160	201	10x22.5	33.0	Vented	-	BPW no ABS	
569142J	377	45	151	225	8xM20 2xM10	31.0	Vented	ABS ring	IVECO EuroCargo Tector 1300ABS	
569143J	377	45	159	290	10x23 2x10 5xM6	27.9	Vented	ABS slots	BPW 19.5" wheels with ABS	
569144J	377	45	169	290	10x23 2x9.8	29.0	Vented	-	BPW EcoPlus SB3745 - 04/03	
569145J	375	45	160	189	10x22.2	29.0	Vented	-	BPW SB3745 - heat ribbed - no ABS	
569146J	377	45	159	189	10x22.5	29.0	Vented	-	BPW SB3745 - heat ribbed	
569147J	430	45	160	290	10x23	34.5	Vented	-	GIGANT- no ABS	
569152J	430	45	160	290	10x23	37.4	Vented	ABS ring	GIGANT - ABS	
569154J	290	26	53	80	9x12.5	7.4	vented	-	IVECO Daily (III) 60/65	
569156J	377	45	112	117	10x15 2M14	24.9	Vented	-	DAF SB120	
569159J	306	22	136	178	6xM10	13.7	Solid	-	IVECO Daily (III) 60/65	
569160J	430	45	143	149	10x21 + 2xM12	34.9	Vented	-	MERCEDES Actros 07→	
569161J	432	45	154	210	12	38.0	Vented	100 teeth	IVECO Stralis with ABS	
569162J	296	16	70	76	6	7.6	Solid	-	IVECO Daily IV 29L035S 10/12/14	
569163J	296	16	70	76	6	7.6	Solid	ABS ring	IVECO Daily IV 35S 10/12/14	
569164J	290	28	46	64	9	8.5	Vented	-	IVECO Daily IV 35C -50C	
569165J	300	28	75	78	6	8.6	Vented	-	IVECO Daily IV 29L035S 10/12/14	
569168J	290	22	111	123	6	14.8	Solid	-	IVECO Daily III Ø 290	
569170J	377	45	151	215	8xM20 2xM10	33.0	Vented	-	IVECO EuroCargo Tector 130	
569171J	377	45	151	215	8xM22 2xM10	32.6	Vented	-	IVECO EuroCargo Tector 150	
569172J	330	34	141	215	8x20 2xM10	23.2	Vented	80 teeth	IVECO Eurocargo 110EL-120EL (17.5") Wabco PAN17 (+ABS)	
569175J	377	45	151	225	8xM22 2xM10	31.0	Vented	ABS ring	IVECO EuroCargo Tector 1500ABS	
569179J	322	30	134	215	8x20.15 2xm10	20.1	Vented	-	IVECO	
569188J*	377	45	151	225	8xM20 2xM10	33.6	Vented	ABS ring	IVECO Tector 130	
569192J	294	24	88	128	8	8.7	Vented	ABS ring	IVECO Daily (IV) 35C & 50c 10/12/14/15/18 (+ twin rear wheel + ABS crown)	
569193J	377	45	139	169	8xM14	27.1	Vented	80 teeth	DAF SB120	
569195J	294	24	84	128	8	8.3	Vented	-	IVECO Daily (IV) 35C & 50c 10/12/14/15/18 (+ twin rear wheel)	
569254J	430	45	131	131	10x21 + 2xM12	34.700	Vented	-	MB Actros IV (Front)	
569271J*	280	16	142	105	6xM18 6x12.5 3xM6	13.4	Solid	-	IVECO Daily-Grinta 35.12 45.10 Turbo 45.12 49.10 Turbo 49.12 1985→1993	
569272J*	304	30	91	118	6xM12	10.5	Vented	-	MERCEDES L510D L609D L709D L711D 1985→	
569273J*	276	24	50	96	5	7.1	Vented	-	NISSAN Cabstar E 120 1998→	

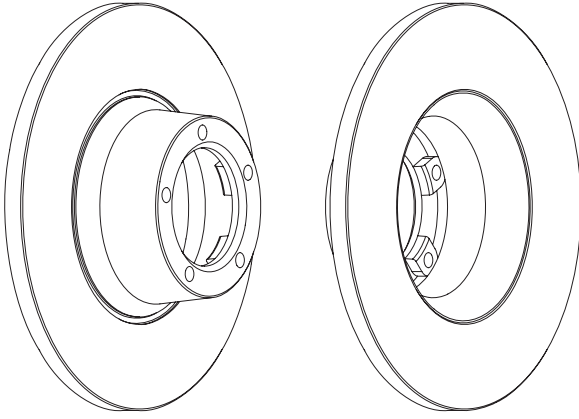
*Available until stock lasts

561121J**A****B****C****D****Kg****ABS**

270 14.3 12 71 78.5 5.51

5

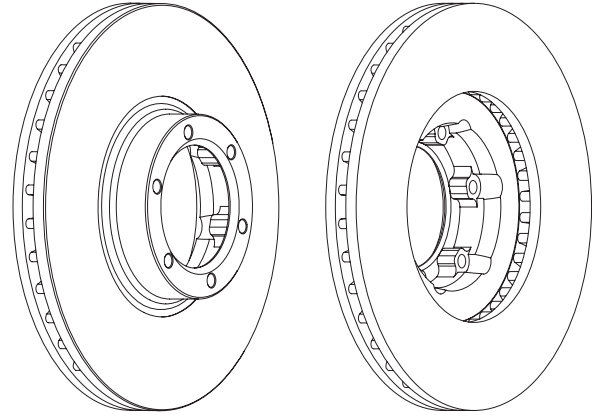
-

FORD**561171J****A****B****C****D****Kg****ABS**

252 24 22 53.5 76 5.8

6

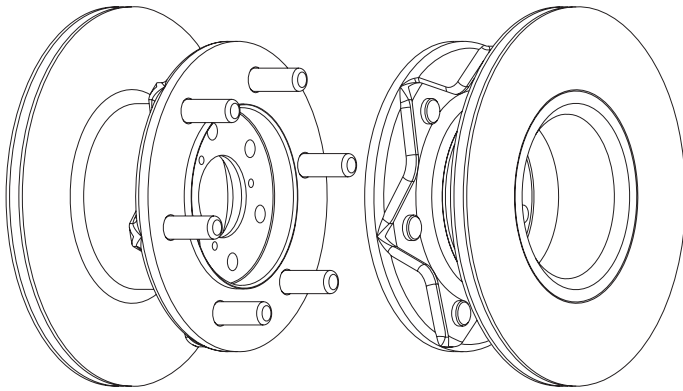
-

RENAULT**561127J****A****B****C****D****Kg****ABS**

267 14.2 12.8 111 58 10.8

6

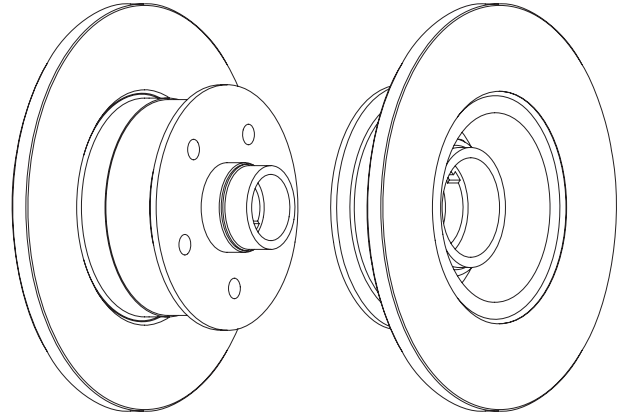
-

FIAT**561252J****A****B****C****D****Kg****ABS**

278 13 11 119 45 8.8

5

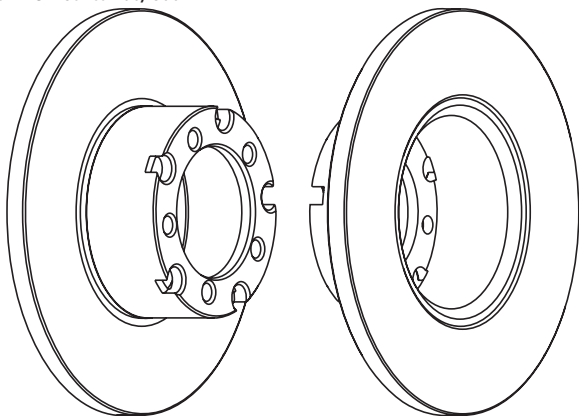
-

VW**561135J****A****B****C****D****Kg****ABS**

280 16 13 78.5 88 7

5x18 5x12.5

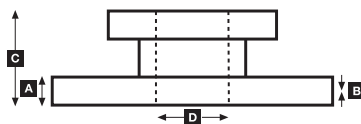
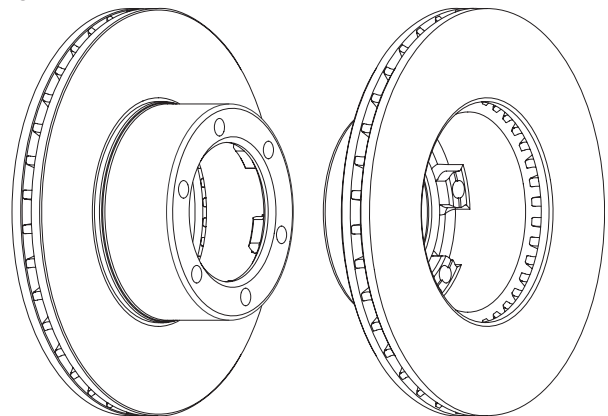
-

MERCEDES L Series 200/300 1977→**561254J****A****B****C****D****Kg****ABS**

278.5 24 22 70 95 6.98

6

-

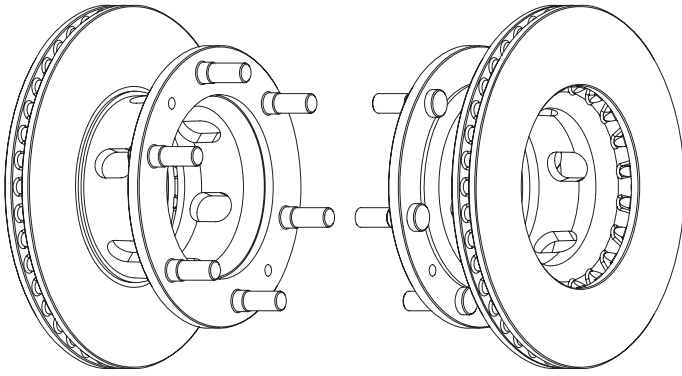
RENAULT**JURID®**

561342J**A****B****C****D****Kg****ABS**

315 26 23 118.5 160 13.7

6x18.05 2xM10 -

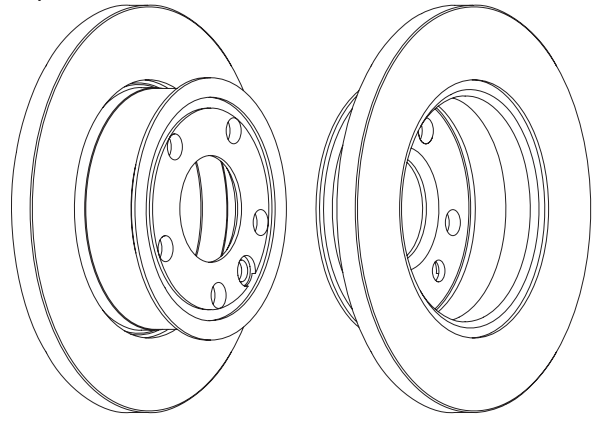
IVECO Zeta 65.12 Turbo 79.12 Turbo 79.14(III) BUS 55.14 BUS 70.14 1987→

**561609J****A****B****C****D****Kg****ABS**

260 16 14 64.5 68.1 5.6

5 -

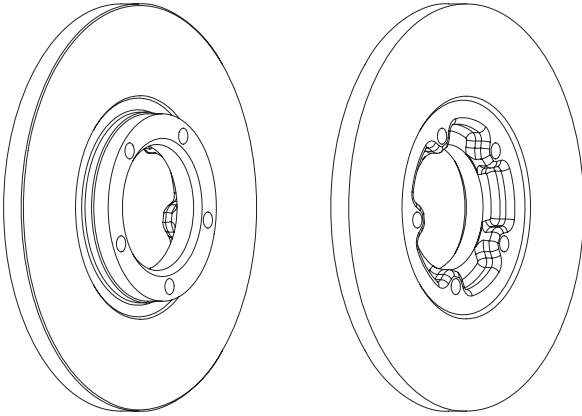
VW Transporter (T4)

**561378J****A****B****C****D****Kg****ABS**

254 14.3 12.9 31.5 78.5 4.95

5 -

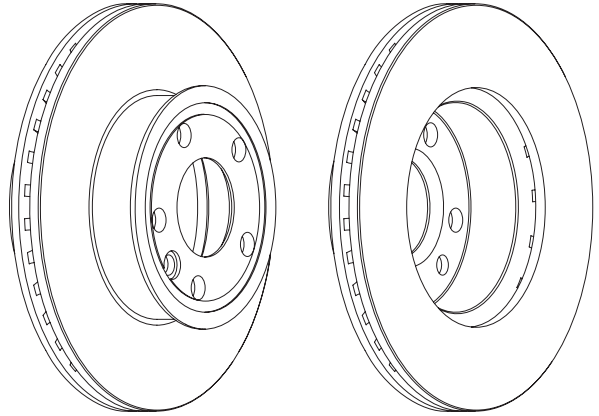
FORD

**561610J****A****B****C****D****Kg****ABS**

280 24 22 64.5 68.1 6.9

5 -

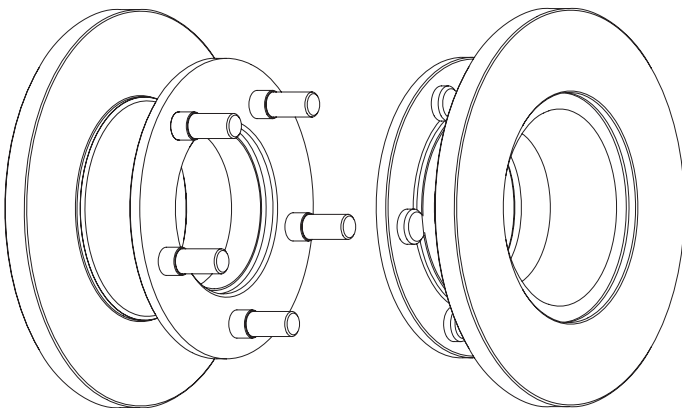
VW Transporter (T4)

**561577J****A****B****C****D****Kg****ABS**

238.5 16 14.5 79 102 6.1

5 -

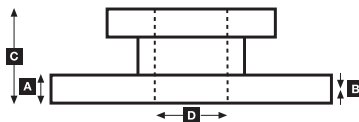
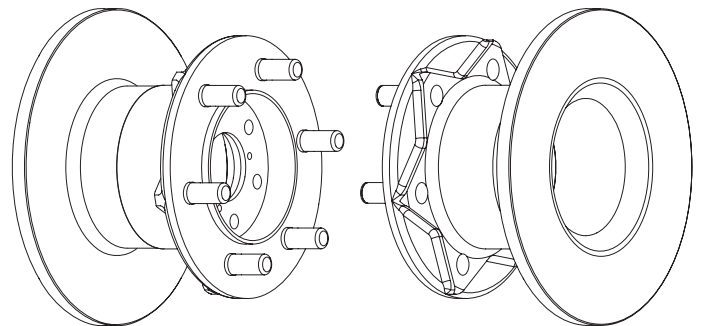
MERCEDES BENZ

**561612J****A****B****C****D****Kg****ABS**

267 14.2 12.8 154 58.3 12.4

6 -

IVECO

**JURID®**

561624J**A****B****C****D****Kg**

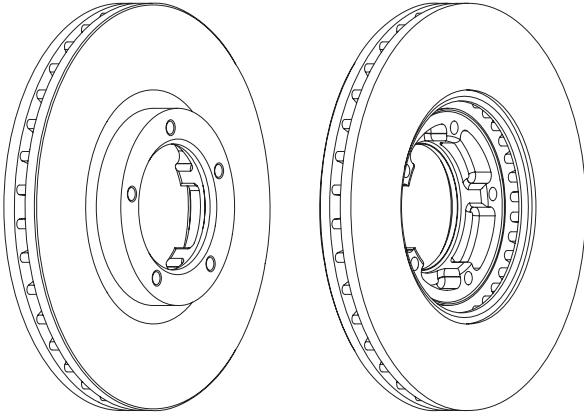
5

ABS

-

254 24.5 22 43 78.5 5.74

FORD Transit all models 14" 11/94→

**561754J****A****B****C****D****Kg**

11

ABS

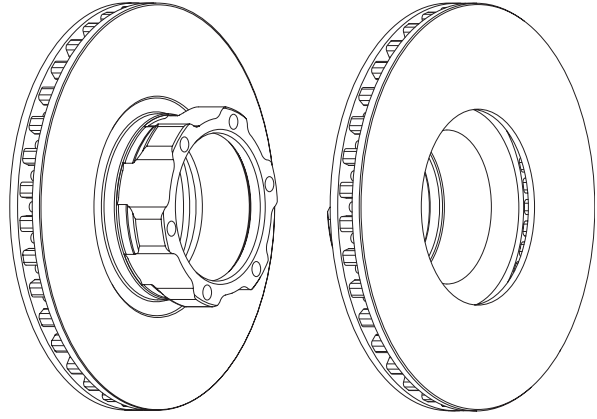
-

324 30 26 91 118 11



6xM12

MERCEDES L Series 809D/811D/814D MCW/OPTARE StarRider 1986→

**561625J****A****B****C****D****Kg**

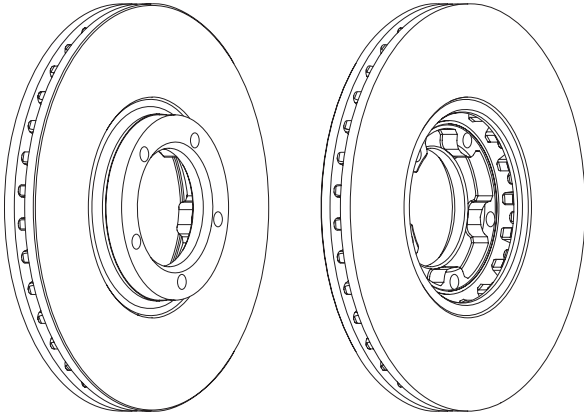
6.5

ABS

-

270 24.5 22 43 78.5 6.5

FORD Transit all models 15" 11/94→

**561854J****A****B****C****D****Kg**

8.7

ABS

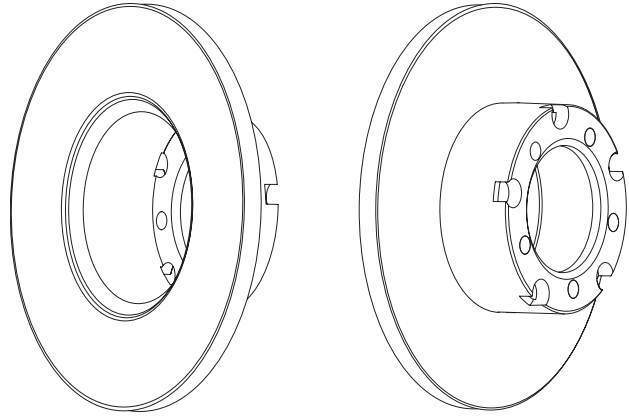
-

280 22 19 78.5 88 8.7



5x18 5x12.5

MERCEDES L Series 409/507/510 1988→

**561708J****A****B****C****D****Kg**

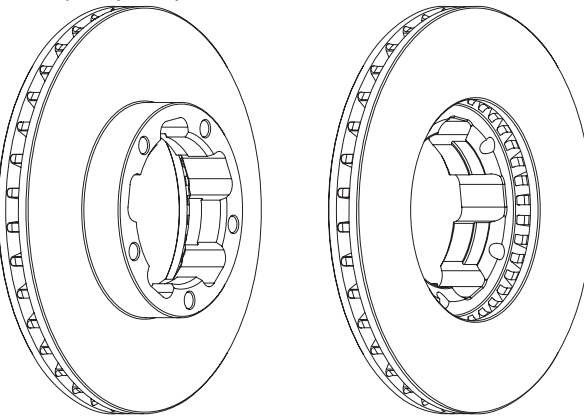
6.3

ABS

-

263 24 22 53 96 6.3

NISSAN Trade/Ebro (5 holes) 85→

**561857J****A****B****C****D****Kg**

7.3

ABS

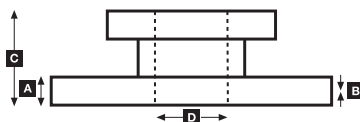
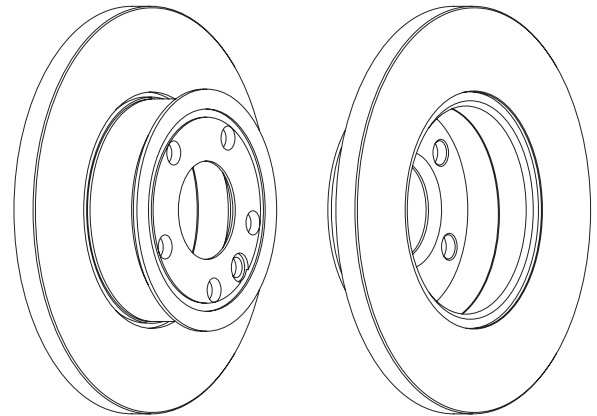
-

282 18 15 64.7 68.1 7.3



5

VOLKSWAGEN

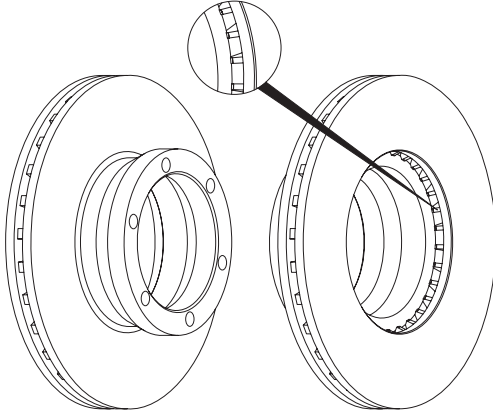
**JURID®**

561919J**A****B****C****D****Kg****ABS**

322 30 28 90 132 14

6xM14

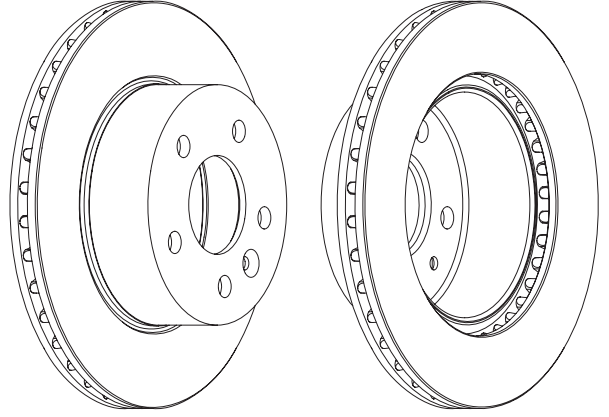
-

VOLVO FL4.08 FL4.11 (5.5t) / FL6.08 FL6.11 FL6.14 (5.5 tons) 1986→**562054J****A****B****C****D****Kg****ABS**

276 22 20 60 67 6.1

5

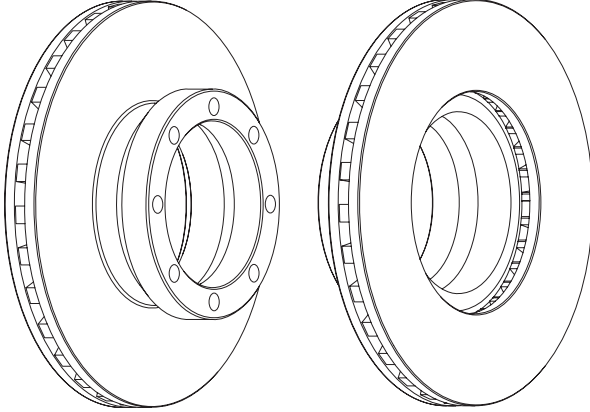
-

MERCEDES Vito (BM638) 108D-110D-113 (+ vented disc) 96→**561920J****A****B****C****D****Kg****ABS**

322 30 28 90 132 13.6

8xM14

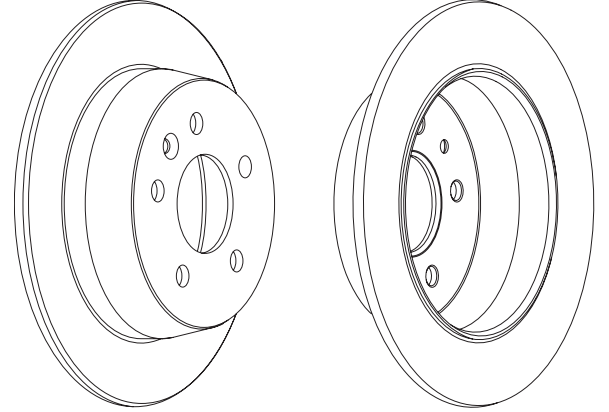
-

VOLVO FL6.08 FL6.14 (7.2t) 1986→**562065J****A****B****C****D****Kg****ABS**

280 10 8 63.2 61 4.3

5

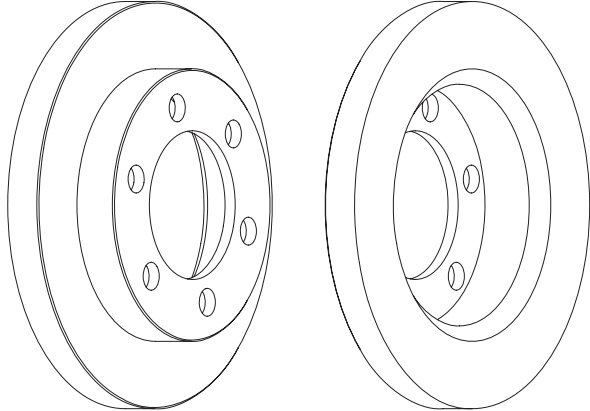
-

MERCEDES Vito (BM638) 108D-110D-113 96→**561998J****A****B****C****D****Kg****ABS**

263 24 22.4 53 96 6.4

6

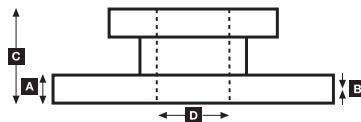
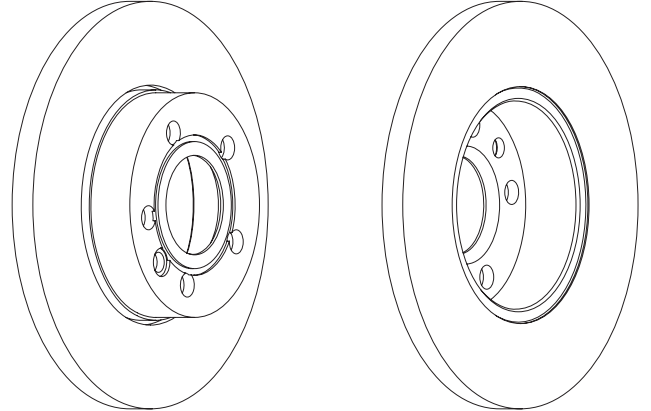
-

NISSAN Trade/Ebro (6 holes) 85→**562079J****A****B****C****D****Kg****ABS**

282 18 15 55.2 68.2 7.05

5

-

VW Transporter (T4) solid disc 6/96→**JURID®**

562080J

Kg



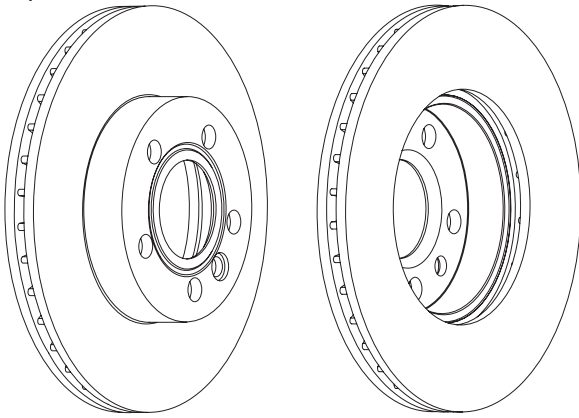
ABS

280 24 20 55.5 68.2 6.53

5

-

VW Transporter (T4) vented disc 6/96→

**562141J**

Kg



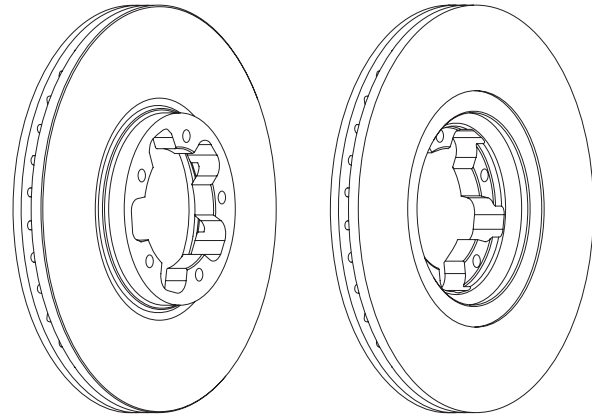
ABS

276 24.5 22.1 43 82 6.1

5

-

FORD Transit (FWD) 2.0 Turbo Diesel/2.3/2.4 Turbo Diesel 00→

**562105J**

Kg



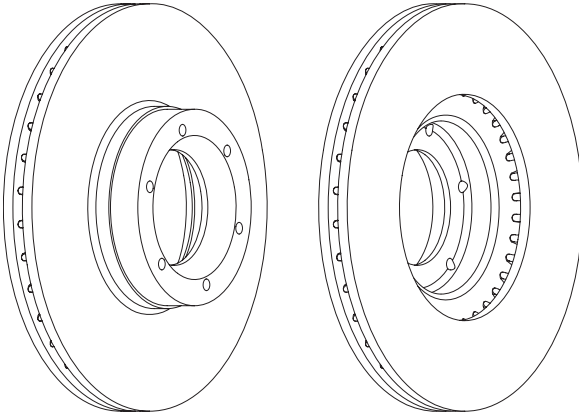
ABS

280 24 21 61.5 79.5 7.3

6

-

RENAULT Master (II) 2.5D, 2.8TD 98→

**562164J**

Kg



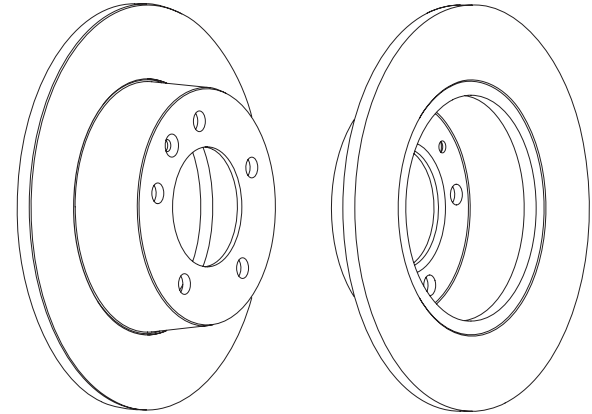
ABS

305 12 10.5 66.8 90 6.7

5

-

RENAULT Master (II) rear

**562140J**

Kg



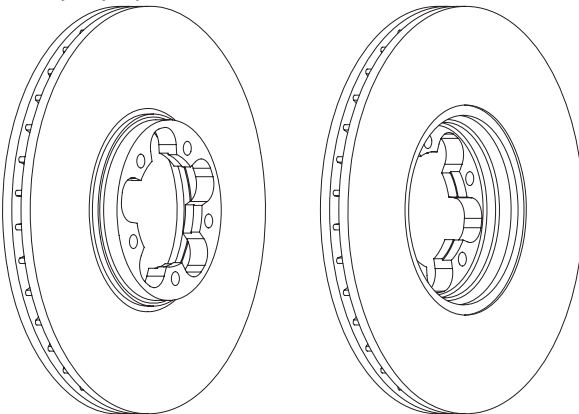
ABS

294 24.3 22.1 43 82 7.25

5

-

FORD Transit (RWD) 2.3/2.4 Turbo Diesel 00→

**562234J**

Kg



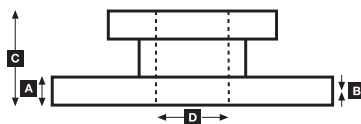
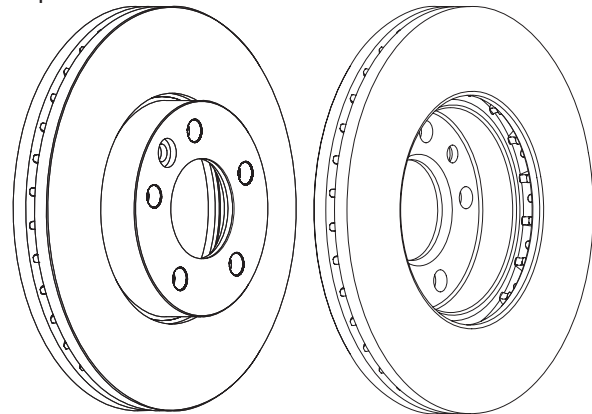
ABS

308 29.5 25.5 55.6 76 10.72

5

-

VW Transporter T5 16"

**JURID®**

562241J**A****B****C****D**

Kg

5

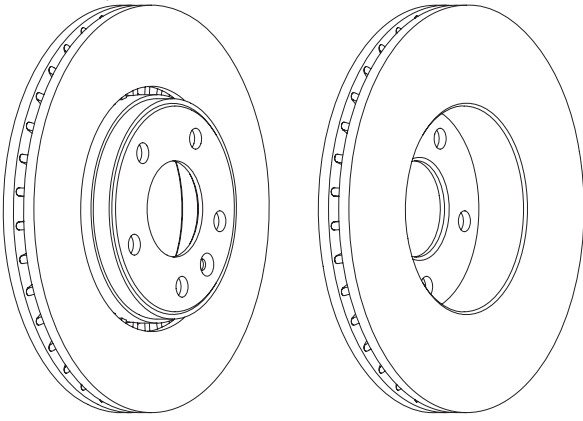
-



ABS

305.5 28 24 49.7 72 9.55

RENAULT Trafic (II), Nissan Primastar

**562365J****A****B****C****D**

Kg

5

-

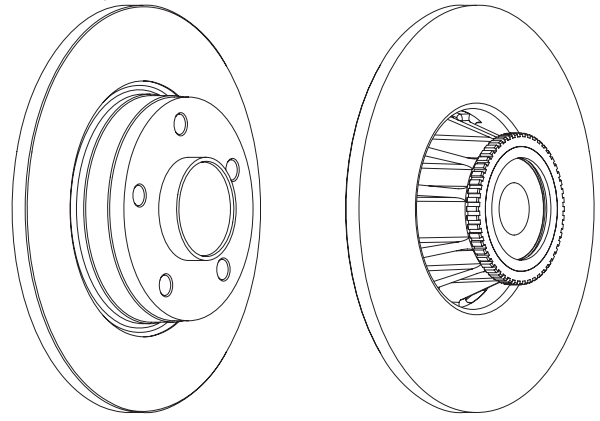


ABS

ABS ring

280 12 10.5 102.2 64.5 9.1

NISSAN Primastar, Renault Trafic

**562262J****A****B****C****D**

Kg

5

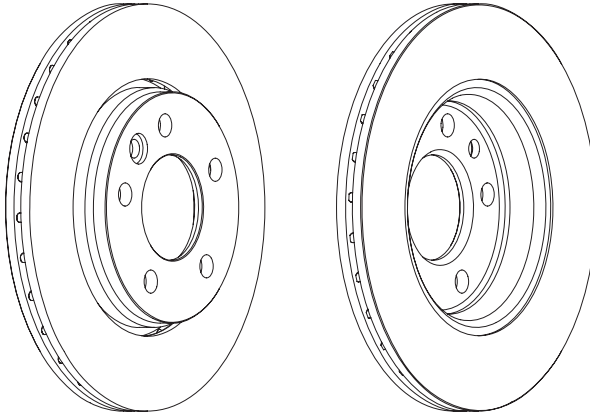
-



ABS

294 22 19.5 44.3 76 7.1

VW Transporter T5 (TRW system)

**562382J****A****B****C****D**

Kg

5

-

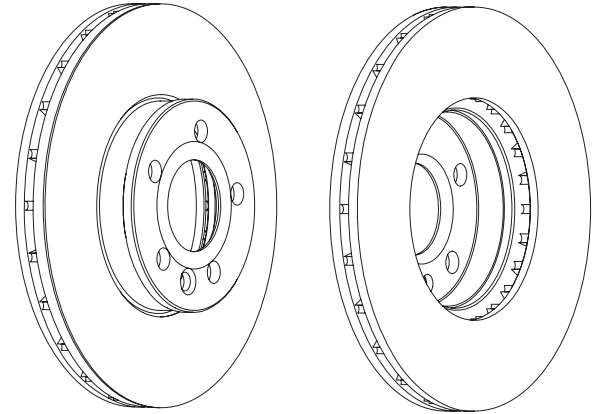


ABS

-

300 26 22 56 68 8.7

VW Transporter 16" Wheels

**562263J****A****B****C****D**

Kg

5

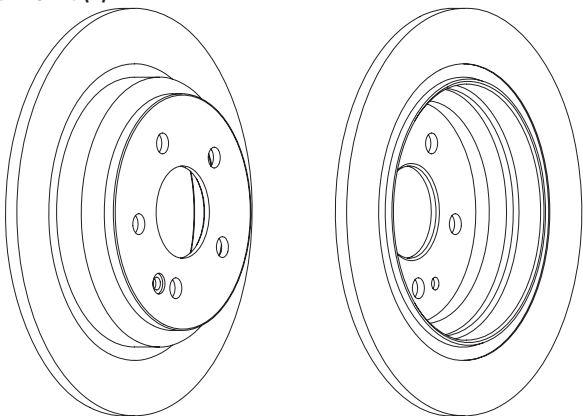
-



ABS

296 10 8 57.7 67 4.8

MERCEDES Vito (II)

**562392J****A****B****C****D**

Kg

5

-

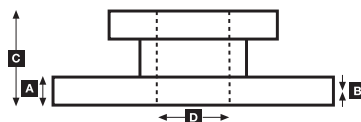
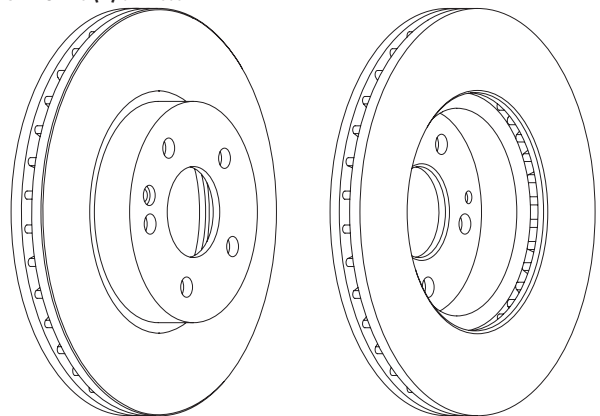


ABS

-

300 28 25 59 63 8.6

MERCEDES Vito (II) all mods

**JURID®**

562448J**A****B****C****D****Kg****ABS**

294

13.6

11.5

41.2

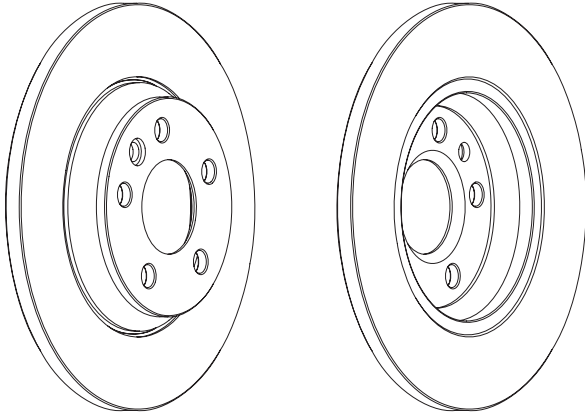
68

5.62

5

-

VW Transporter (16" Wheels)

**562541J****A****B****C****D****Kg****ABS**

280

28

25

54.4

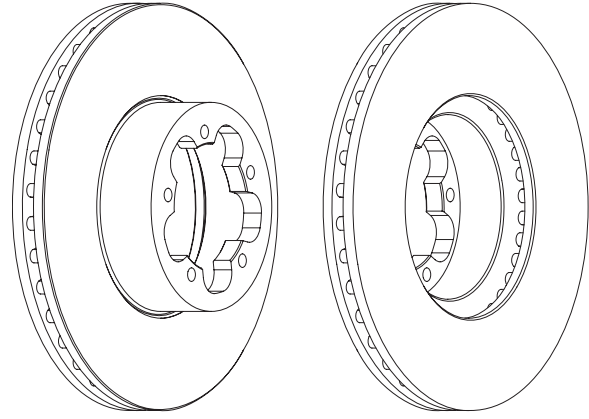
93

7.2

5

-

FORD Transit 260, 280, 300, FWD

**562537J****A****B****C****D****Kg****ABS**

280

16

15

16

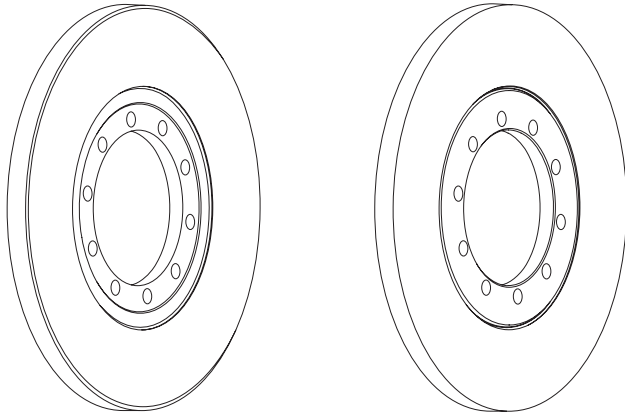
107.5

5.4

5

-

FORD Transit

**562603J****A****B****C****D****Kg****ABS**

314

22

18

75.9

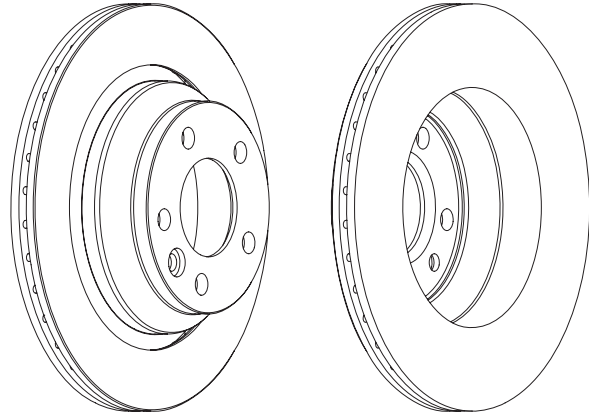
76

8

5

-

VW Transporter 17"

**562540J****A****B****C****D****Kg****ABS**

300

28

25

54.5

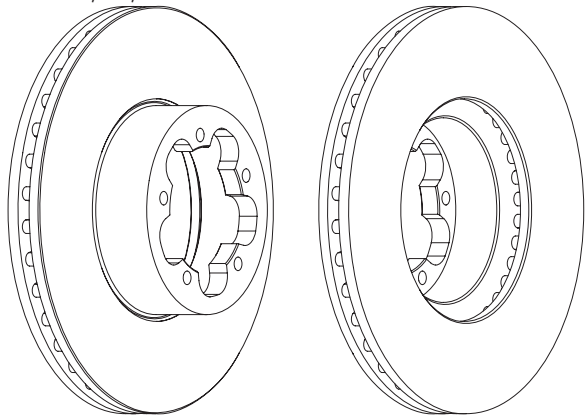
93

8.8

5

-

FORD Transit 330, 350, FWD RWD

**562616J****A****B****C****D****Kg****ABS**

333

32.5

28.5

55.4

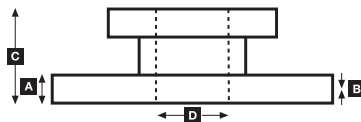
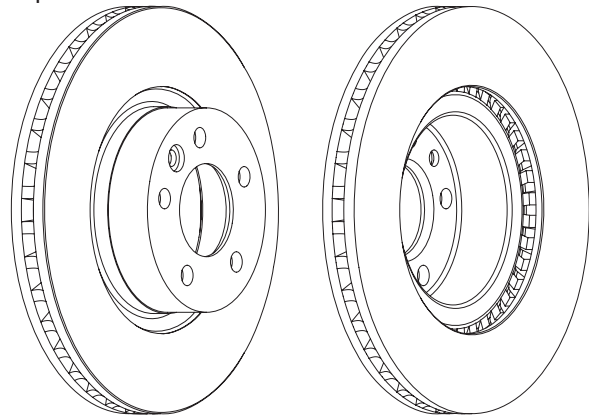
76

11.7

5

-

VW Transporter T5 17"

**JURID®**

562626J**A****B****C****D**

Kg



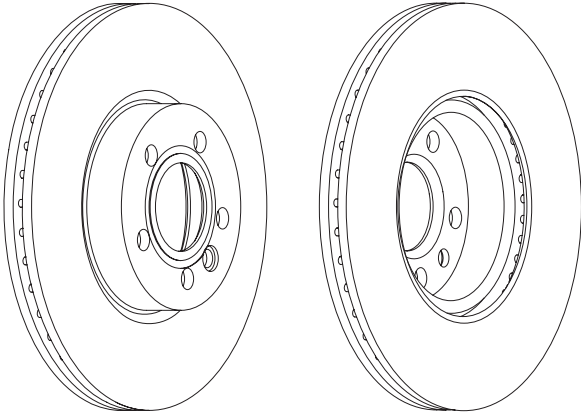
ABS

313 26 22 56.4 68.2 9.26

5

-

VW Transporter 16" Wheel vented disc, Ch.701000955→

**562903J****A****B****C****D**

Kg



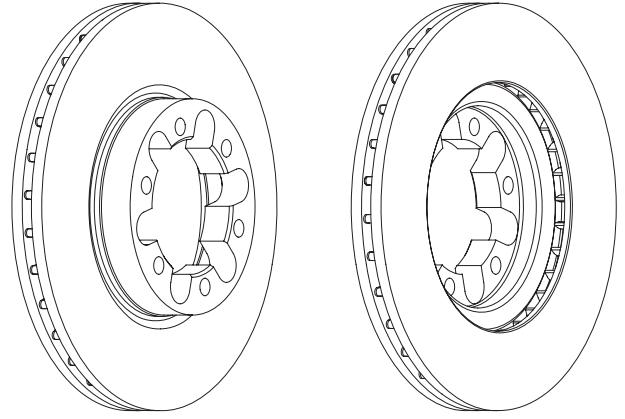
ABS

290.1 26 23 52.9 96.1 8.4

6xM12x1.5

-

NISSAN Cabstar E 110.35, 1230.35 3.0TD / RENAULT Maxity 130.45, 150.45

**562638J****A****B****C****D**

Kg



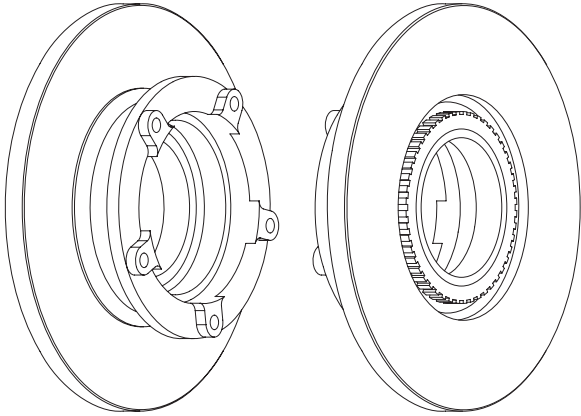
ABS

280 16 13 68.8 96 8.3

5

ABS ring

FORD Transit RWD

**567110J****A****B****C****D**

Kg



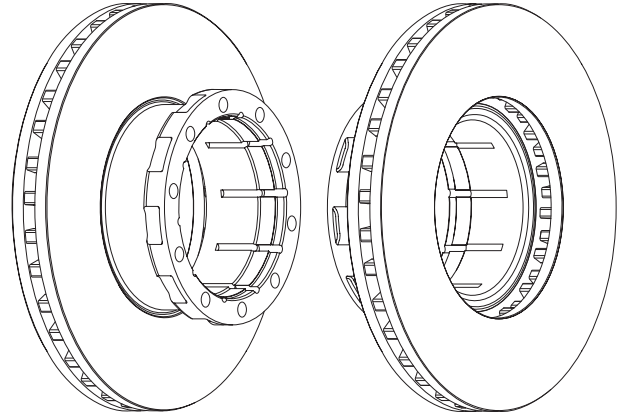
ABS

432 45 35 135 194 32.5

10xM16

-

KASSBOHRER (S300,315) 1991→

**562805J****A****B****C****D**

Kg



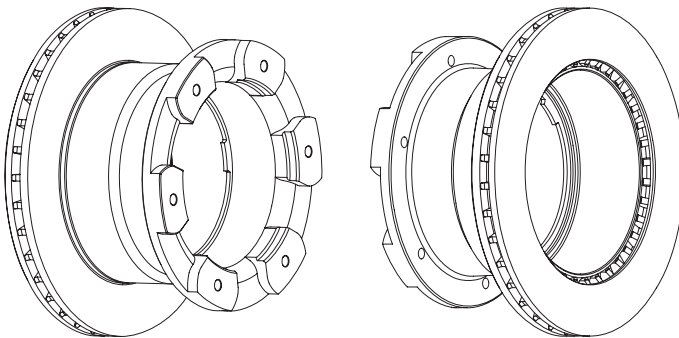
ABS

305.8 28 25 132 178.2 13.3

6

-

IVECO BUS DAILY 65 (C15, C18) 06→

**567113J****A****B****C****D**

Kg



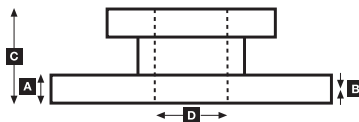
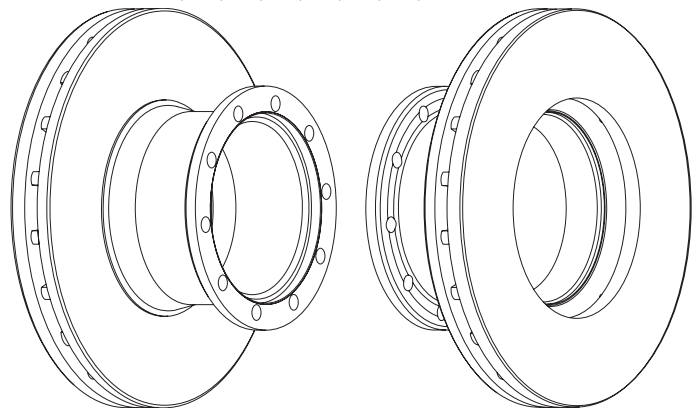
ABS

406 48 38 175 194 32.7

10xM16

-

KASSBOHRER (S210, 211, 212, 213, 214, 215, 216, 228)

**JURID®**

567114J

Kg

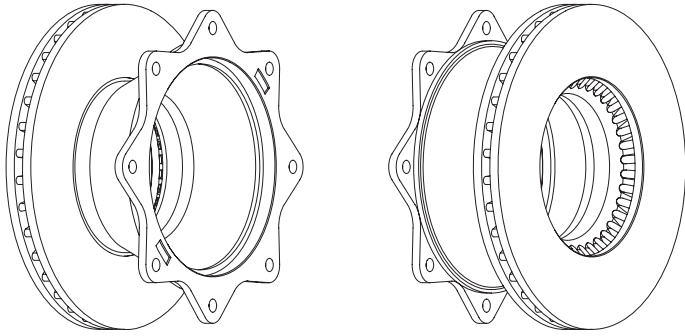


ABS

322 30 27.75 138 216 15.7

8x13.1

VOLVO FL6.08 FL6.14 (7,2tons) 1986→

**567117J**

Kg

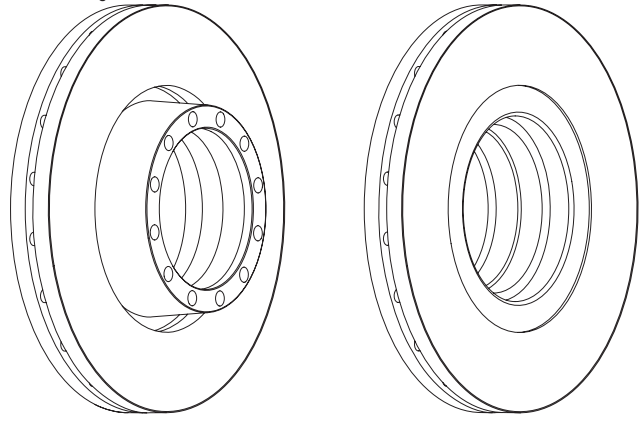


ABS

430 50 46 102 170 35

12xM16

IVECO Eurocargo 170 E18/23 EUROTECH all models EUROSTAR all models 1991→

**567115J**

Kg

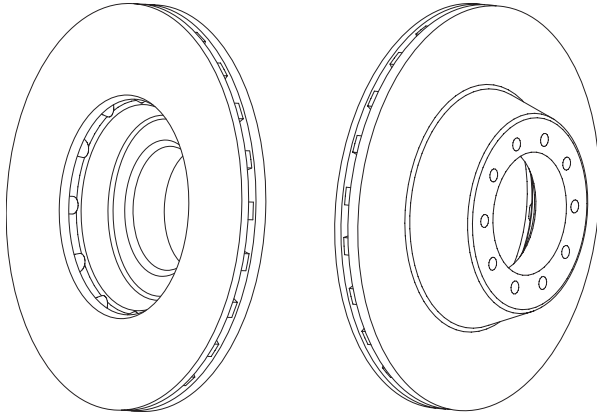


ABS

460 48 46 119 170 34

10xM16

DAF Coaches MB/SB 2000/3000 1986→

**567118J**

Kg

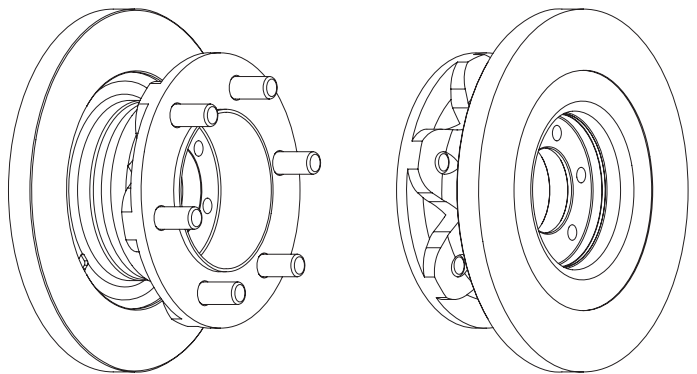


ABS

290 22 20 110.5 68 15

6xM18 6x12.4

IVECO New Daily 35.8 35.10 35.12 1996→

**567116J**

Kg

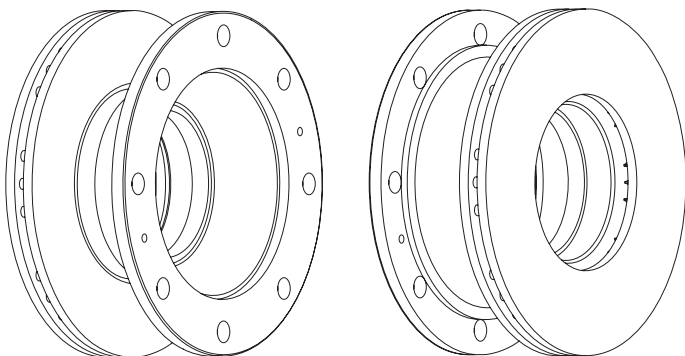


ABS

322 30 27.75 134 215 18

8x20.15 2xM10

IVECO Eurocargo 80 E15/18/21 100 E15/18/21 180 E21 1991→

**567119J**

Kg

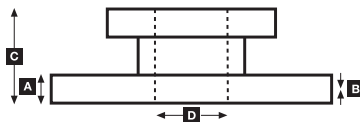
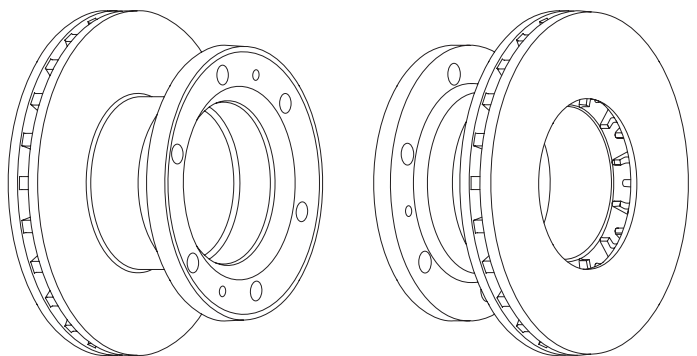


ABS

315 35 33 153.5 240 17.1

6

IVECO BUS 315.8.17 160R81

**JURID®**

567120J**A****B****C****D****Kg****ABS**

417 30 28 80 157

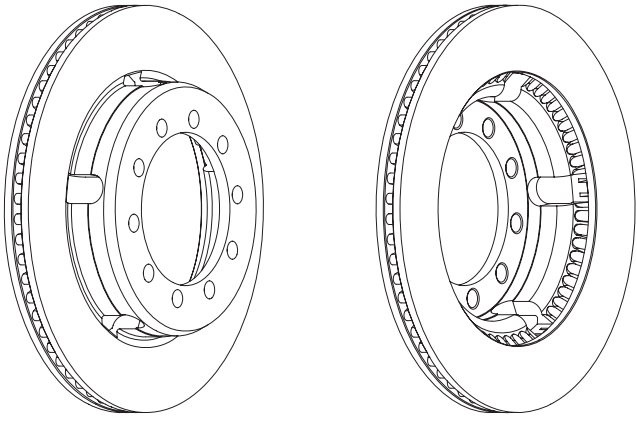
12.7



10

-

IVECO BUS 370.12.25 370.12.30 370.12.35 1983→

**567123J****A****B****C****D****Kg****ABS**

312 30 27.5 134 133.5

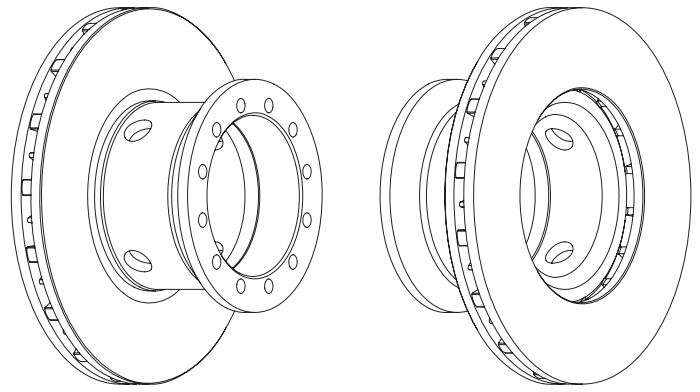
14.6



12xM12

-

LEYLAND RoadRunner series 10/12 DAF FA1000 FA1005 FA45 Series 10to 1987→

**567121J****A****B****C****D****Kg****ABS**

322 30 28 126 148

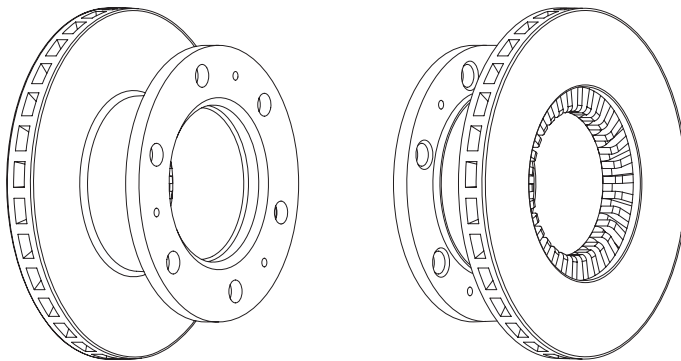
14.6



6x21 3xM8

-

FORD Cargo 6,5 - 7,5 tons 0609 0709 0711 0809 0811 0813 0815 1987→1991

**567124J****A****B****C****D****Kg****ABS**

290 25 23 160.5 120

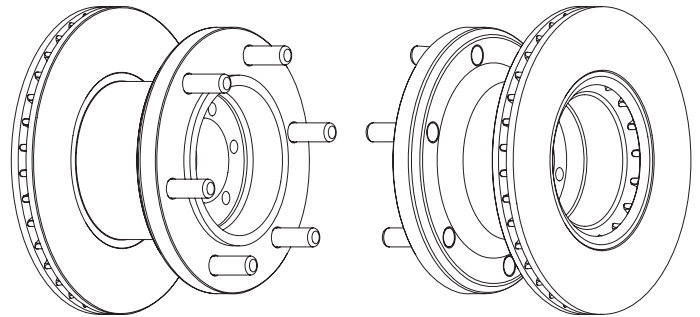
20.2



6x12.5 6xM18

-

IVECO Turbo Daily 59.12 1983→

**567122J****A****B****C****D****Kg****ABS**

315 26 24 122 119

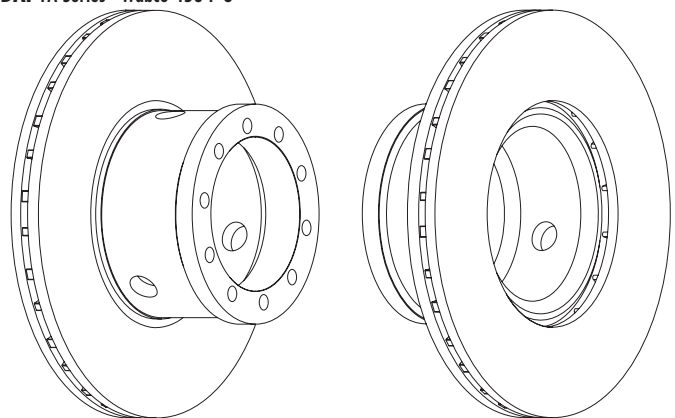
13.1



10xM12

-

DAF FA Series - Wabco 456 F-0

**567125J****A****B****C****D****Kg****ABS**

370 45 41 150 215

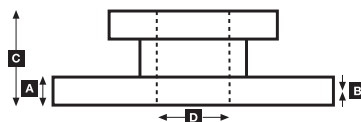
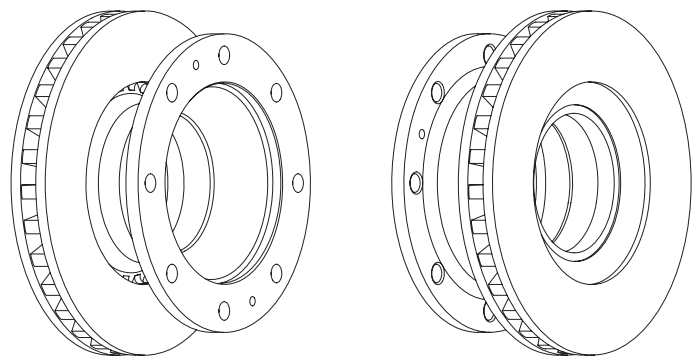
31



8x20 2xM10

-

IVECO Eurocargo 120 E15/18/23 130 E15/18/23 260 E23 1991→



567126J

Kg

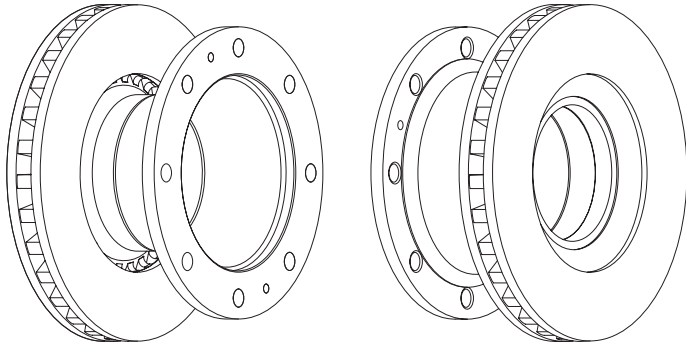


ABS

370 45 41 181.5 215 32

8x22.15 2xM10 -

IVECO Eurocargo 150 E18/23/27 280 E23 320 E27 1991 →

**567130J**

Kg

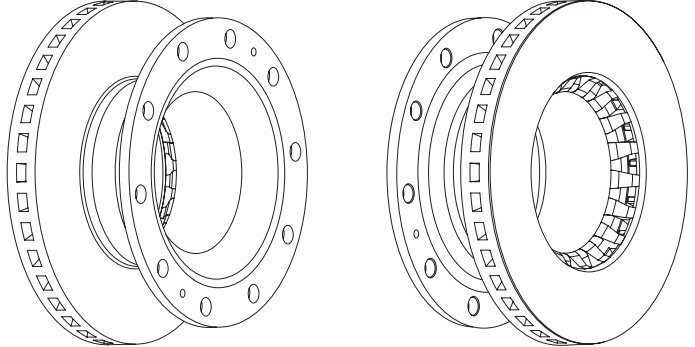


ABS

425 45 43 170.5 285 43.6

10 -

IVECO BUS 480.10.21 480.12.31 490.18.29 490.22 580.21 680.26 1985 →

**567127J**

Kg

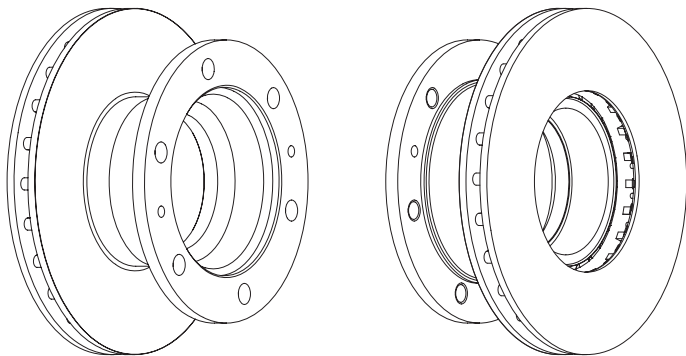


ABS

304 30 27.7 128.5 165 13.9

6x18.15 2xM10 -

IVECO Eurocargo 60 E10/12/14 65 E10/12/14 75 E12/14/45 1991 →

**567131J**

Kg

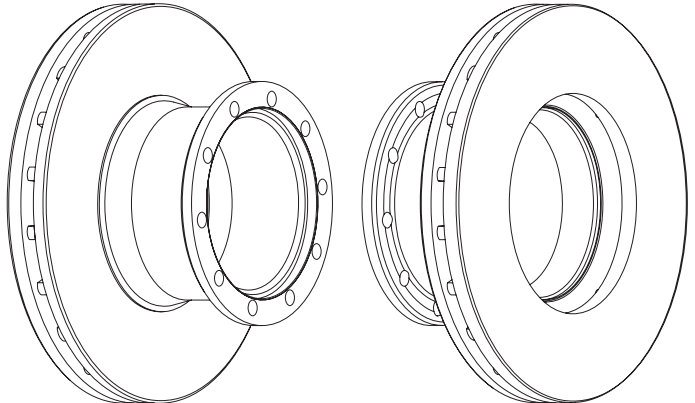


ABS

425 45 38 165.5 215 37.2

10xM16 -

IVECO BUS 471.10.20 471.12.20 571.20 671.20 1985 →

**567128J**

Kg

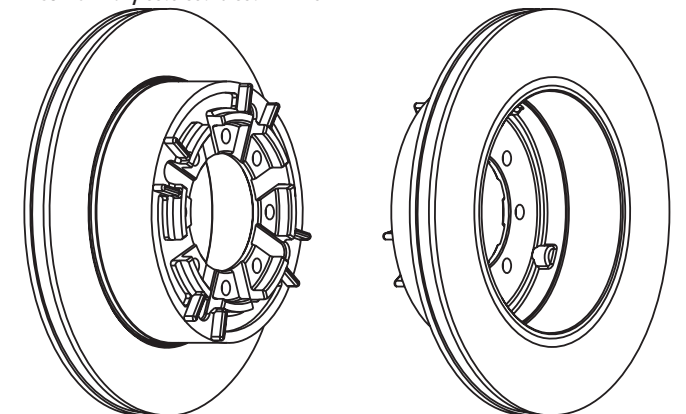


ABS

289 22 19 84.5 84 9.3

8x10.5 -

IVECO New Daily 35.8 35.10 35.12 1996 →

**567132J**

Kg

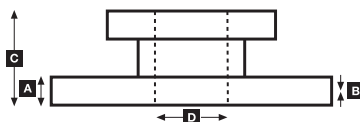
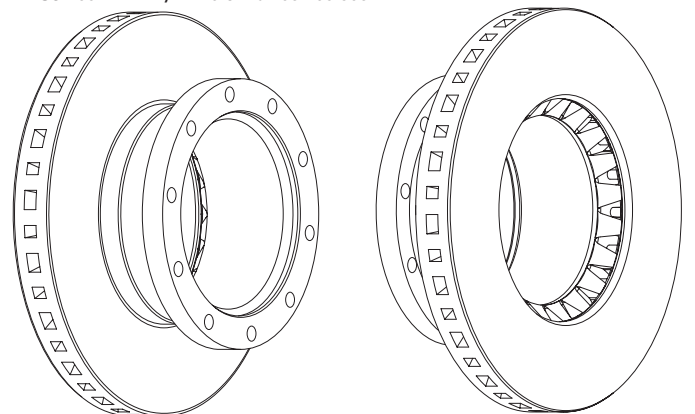


ABS

425 45 38 159.5 215 36.8

10xM16 -

INBUS 166 177 177/4 178 U210 283 286 383

**JURID®**

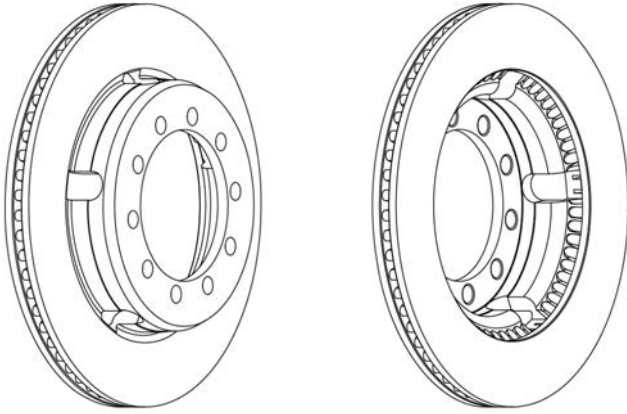
567134J**A****B****C****D****Kg****ABS**

417 28 25.5 67 159 41.6



10

-

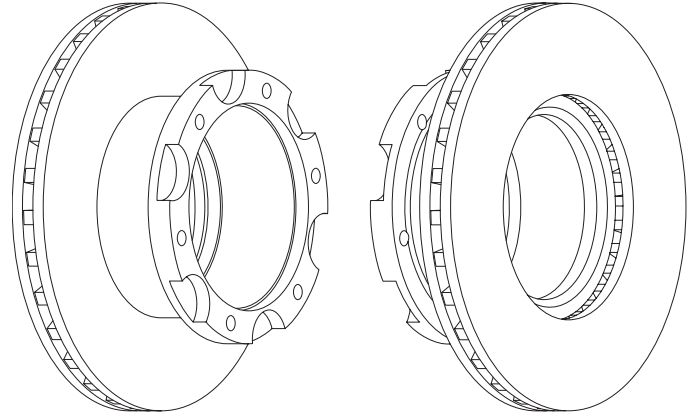
IVECO BUS 380/491 Cityclass/EURORIDER**567150J****A****B****C****D****Kg****ABS**

322 30 28 115 164 15



6xM12

-

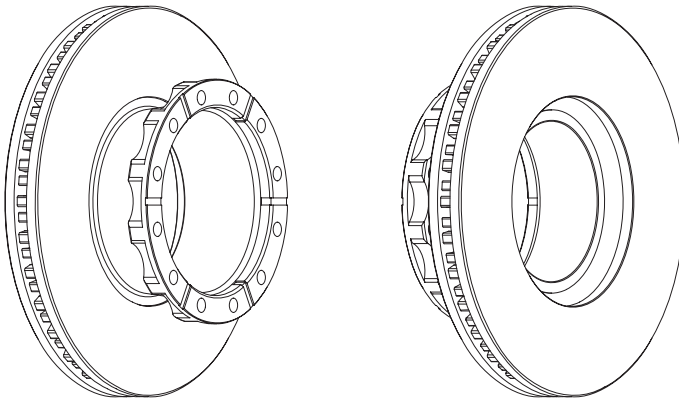
VOLVO FL4 85→00**567135J****A****B****C****D****Kg****ABS**

436 45 37 138.5 210 37.7



12xM16

-

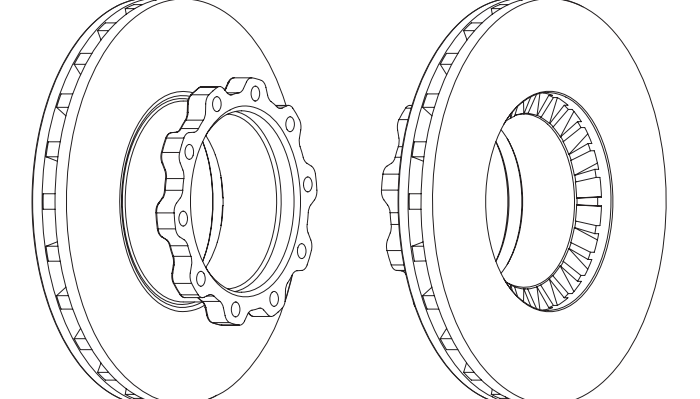
EUROTECH, Eurostar all models (Knorr SB7 type) 1997→**567152J****A****B****C****D****Kg****ABS**

438 45 38 127.1 195 35



10xM16

-

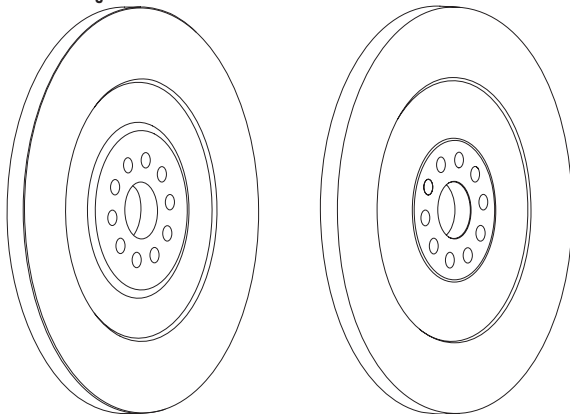
VOLVO BUS B10**567142J****A****B****C****D****Kg****ABS**

374 22 20.5 22 60.1 15.3



10x16.7

-

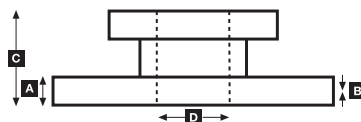
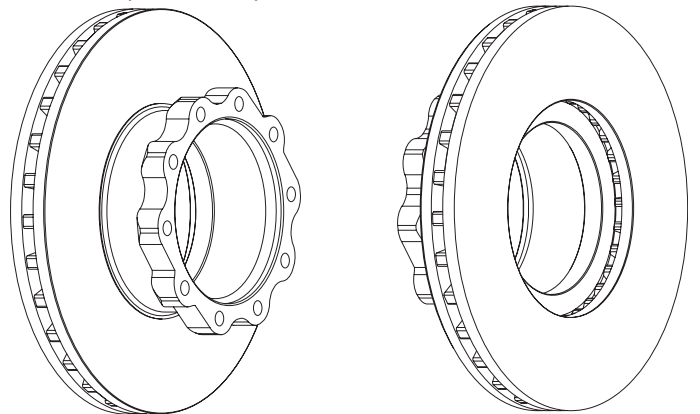
MERCEDES Unimog U600 U800 U1000 1991→**567400J****A****B****C****D****Kg****ABS**

437 45 41 135 200 36



10xM16

-

MAN F2000 18/23 mod. 19501/19502 1995→**JURID®**

567401J

Kg

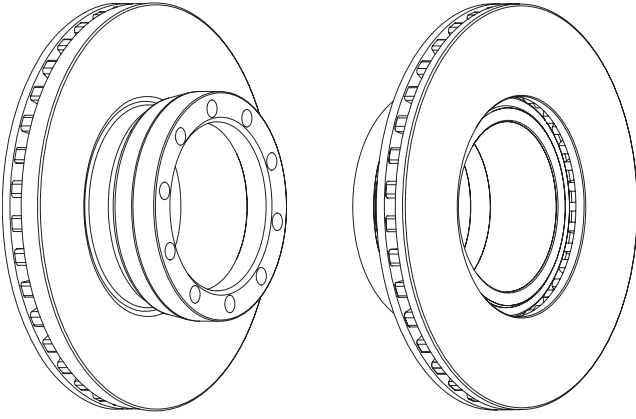


ABS

325 30 27 102 135 13.5

10xM14

MAN L2000 8.103 mod. 19462 1993→1996

**567405J**

Kg



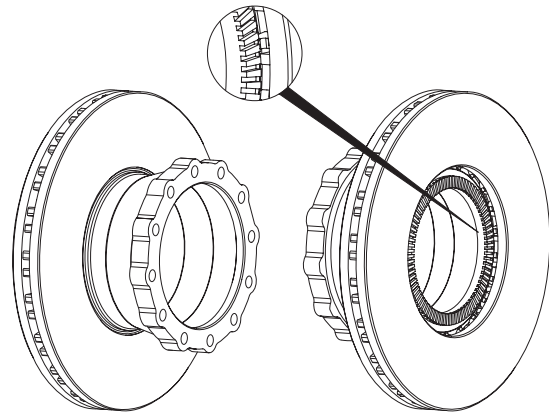
ABS

330 34 26 124 157 17.1

12xM12

80 teeth

MAN L2000 with 17.5" ABS

**567402J**

Kg

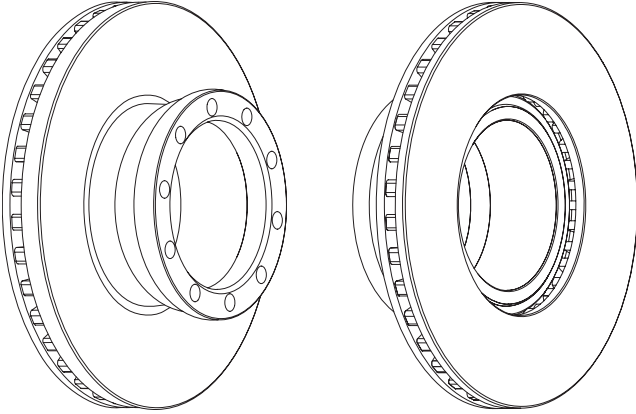


ABS

330 34 28 104 135 16.4

10xM14

MAN L2000 L2100 1996→

**567407J**

Kg



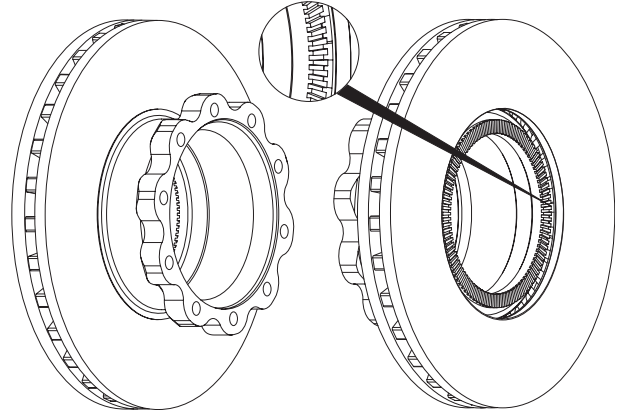
ABS

432 45 35 135 208 35

10xM16

100 teeth

MAN F (ABS)

**567403J**

Kg

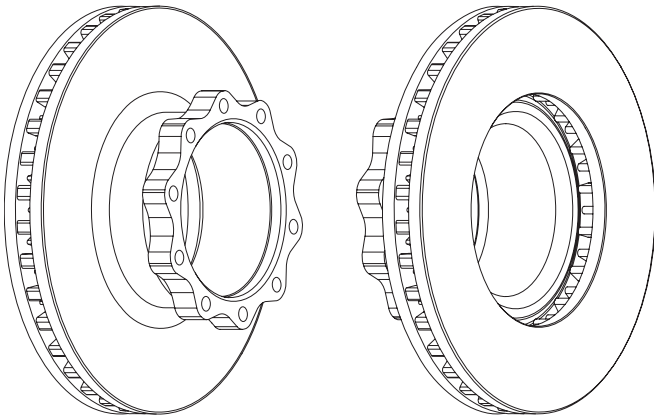


ABS

377 45 38 128 162 23

10xM14

MAN M2000

**567408J**

Kg



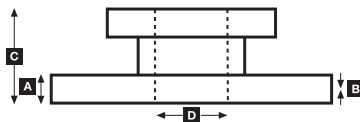
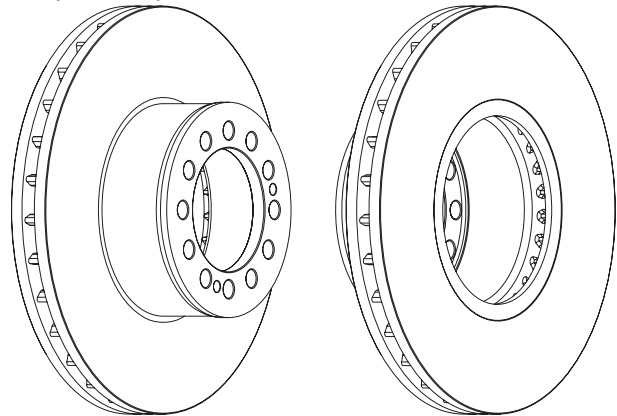
ABS

432 45 37 130 131 36

12x19 3xM12

-

MAN F90 (12 holes disc) 89→95



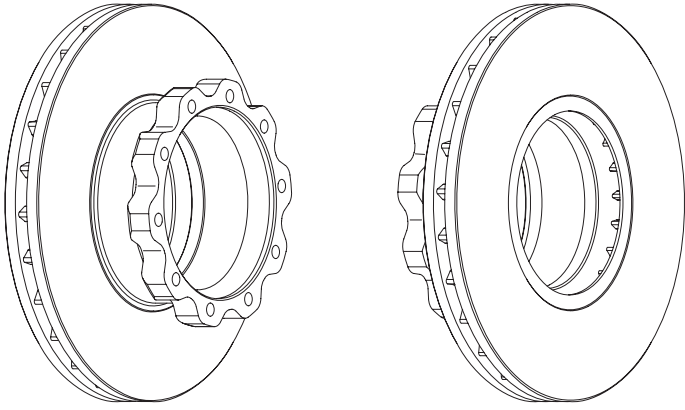
567410J**A****B****C****D****Kg****ABS**

432 45 35 135 208 37

10xM16

-

MAN TGA, F2000 Serie

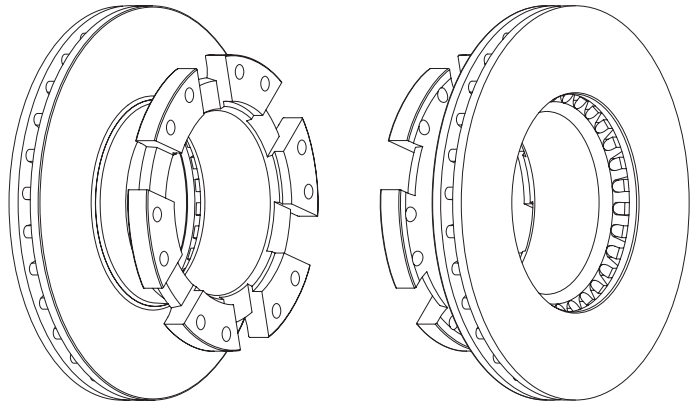
**567560J****A****B****C****D****Kg****ABS**

324 30 27 111 165 13

12x13

-

MCW Metrorider (PCV) 22/33 1987→1989

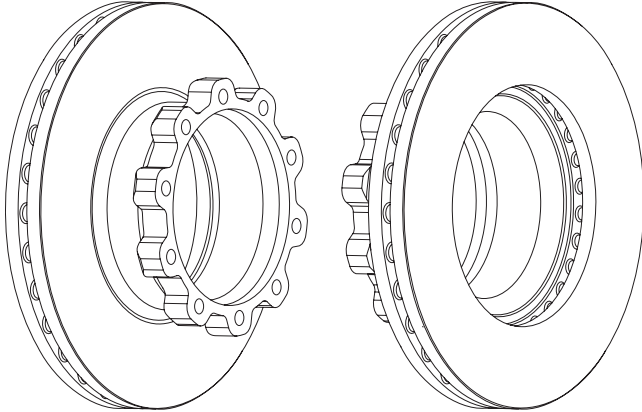
**567500J****A****B****C****D****Kg****ABS**

430 45 37 131 208 29.5

10xM16

-

SCANIA 4 Series

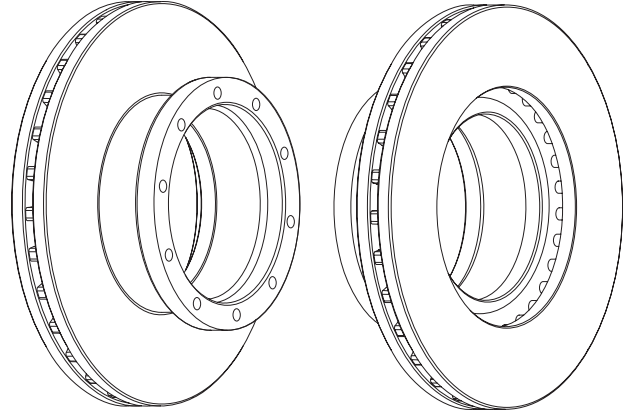
**567751J****A****B****C****D****Kg****ABS**

430 45 38 132.5 211 34.24

10xM14

-

MERCEDES Actros 1996→

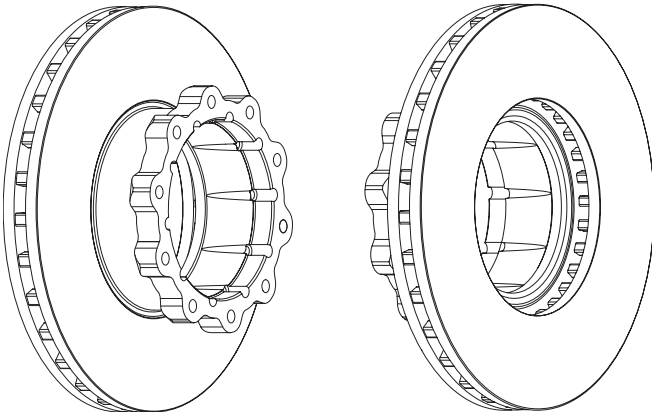
**567555J****A****B****C****D****Kg****ABS**

438 45 41 135 195 33.5

10xM14

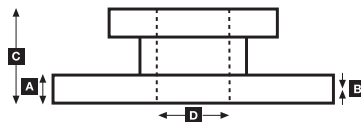
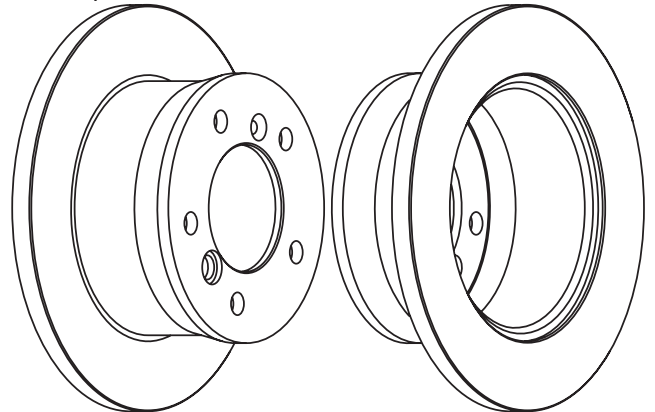
-

MERCEDES Coaches (PCV) 0404 0350 1991→

**567761J****A****B****C****D****Kg****ABS**

272 16 14 96 85 6.9 5x15 1x9/17 1x16/23 -

MERCEDES Sprinter 2.8t/3.5t

**JURID®**

567762J

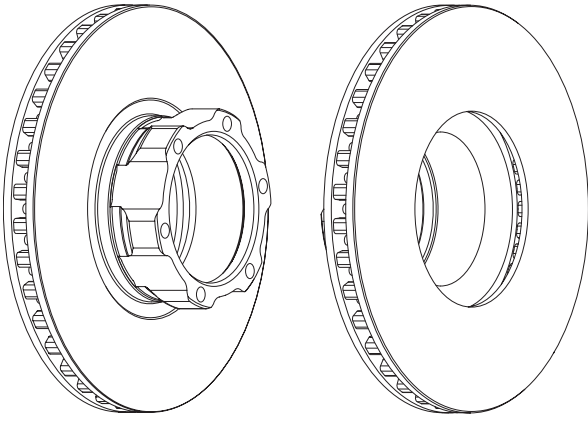
324 30 26 91 118 11

6xM12

ABS

-

MERCEDES Vario 4.3TDI 1996 →

**567765J**

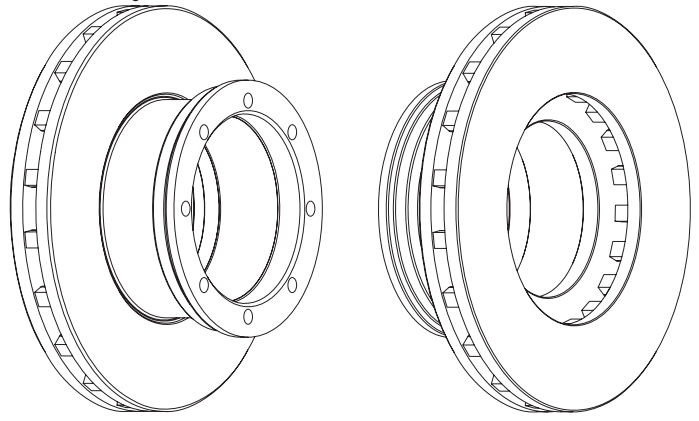
377 45 37 138.5 176 26.4

8xM14

ABS

-

MERCEDES Atego 19.5" rear 1998 → Discos axle

**567763J**

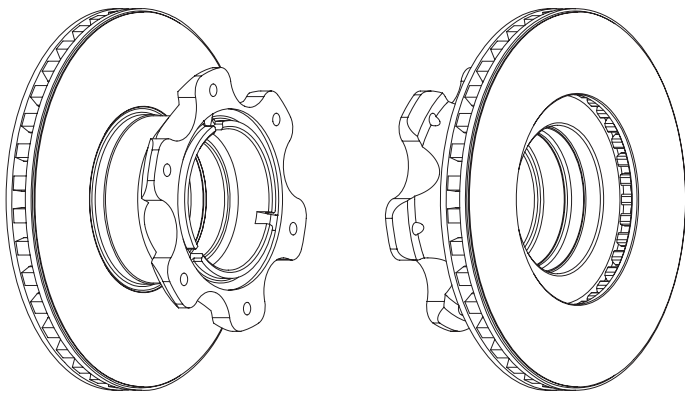
324 30 27.75 120 120 15

6xM12

ABS

ABS ring

MERCEDES Vario 17,5" wheels

**567766J**

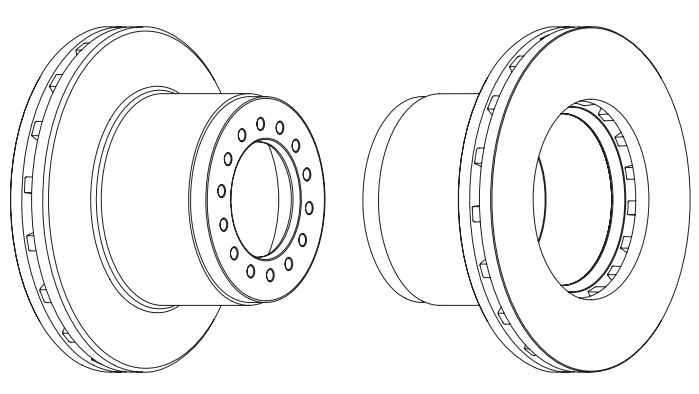
377 45 37 134 105.7 24

14x14.5

ABS

-

MERCEDES Atego 19.5" 1998 →

**567764J**

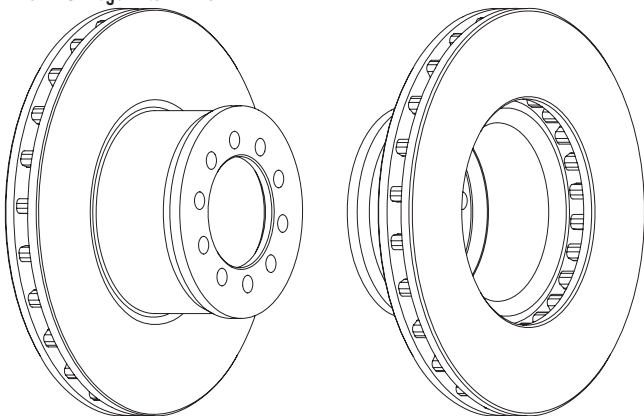
335 34 28 102 91.5 15

10x14.5

ABS

-

MERCEDES Atego 17.5" 1998 →

**567767J**

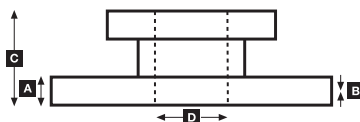
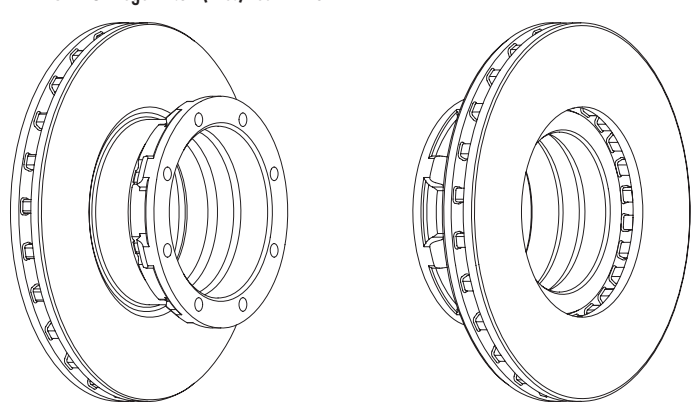
335 34 28 111 152 15.2

8xM12

ABS

-

MERCEDES Atego 17.5" (7to.) rear 1998 →

**JURID®**

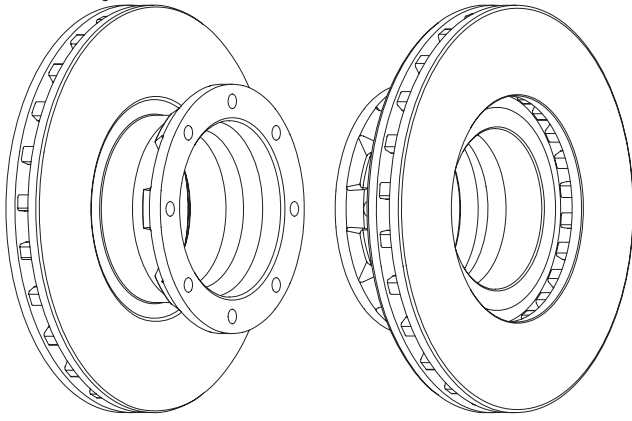
567768J**A****B****C****D****Kg****ABS**

335 34 28 111 131 16



8xM12

ABS

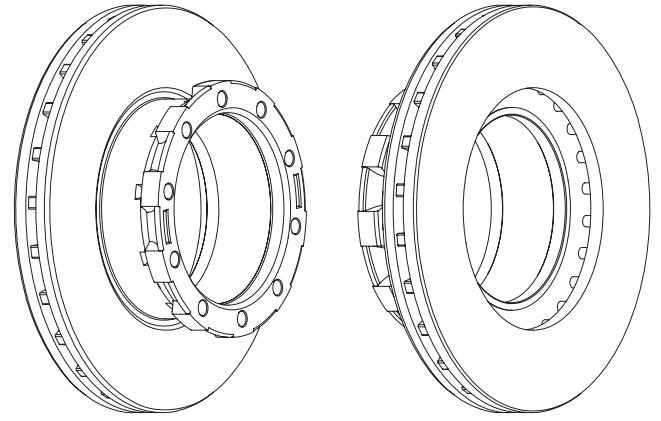
MERCEDES Atego 17.5" (5 to.) rear 1998→**567801J****A****B****C****D****Kg****ABS**

430 45 37 131 203 34.4



10xM16

ABS

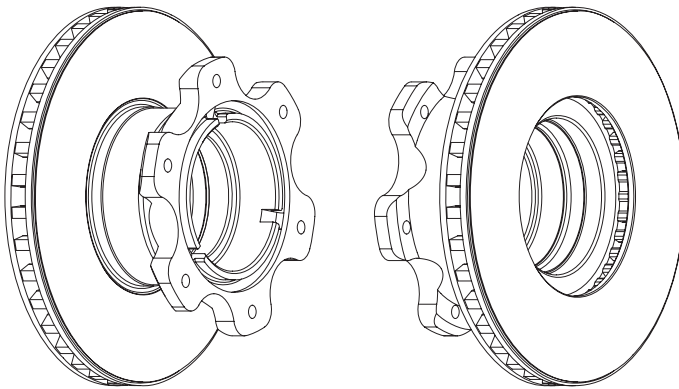
NEOPLAN BUS**567769J****A****B****C****D****Kg****ABS**

304 30 27.75 120 120 14



6xM12

ABS

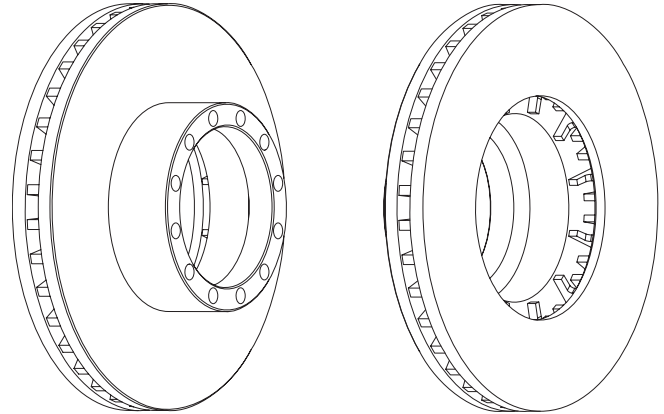
MERCEDES Vario 16" wheels**567802J****A****B****C****D****Kg****ABS**

410 48 40 120 162 29.1



12xM16

ABS

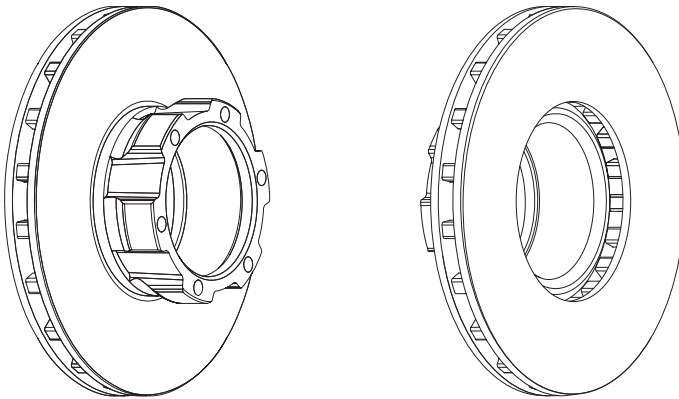
VAN HOOL**567770J****A****B****C****D****Kg****ABS**

304 30 26 91 118 10.5



6xM12

ABS

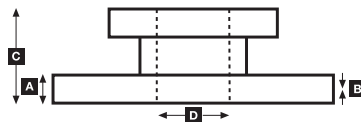
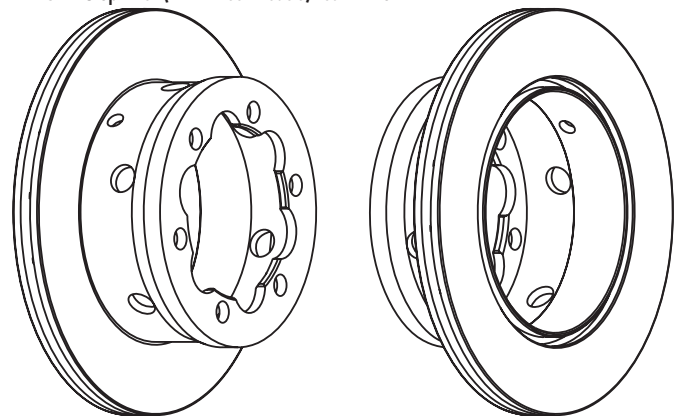
MERCEDES Vario 2.9TD 1996→**567810J****A****B****C****D****Kg****ABS**

285 22 19 93 120 7



6x15.1

ABS

MERCEDES Sprinter (twin wheel models) rear 1996→**JURID®**

567812J

Kg

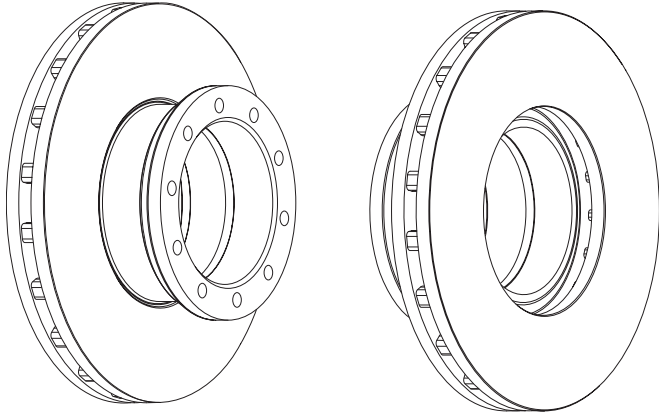


ABS

375 44 40 128 154 25

10xM14

LEYLAND/DAF (New 55 Series) 1991→

**567951J**

Kg

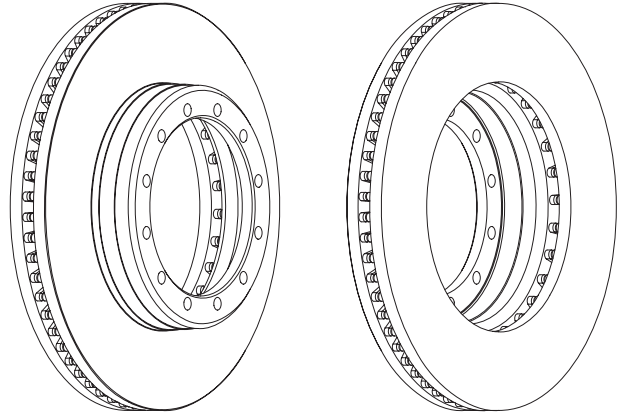


ABS

400 42.3 39 90 175 23.7

12x12.5

RENAULT PSV FR-1 →1993

**567949J**

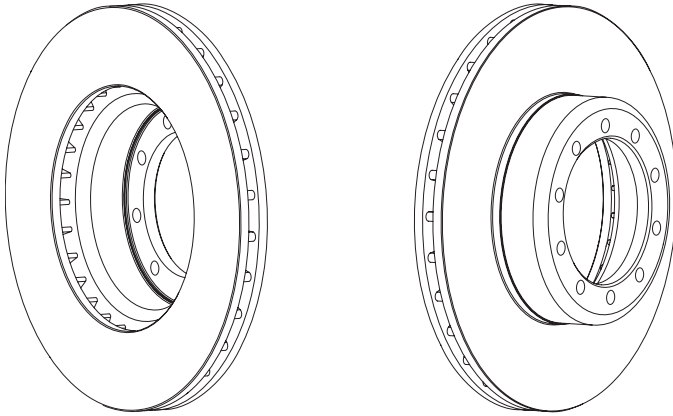
Kg



ABS

354 30 26 82 128 14.2

10x12.4

RENAULT Midliner M Series (120, 210, 230) 89→94 /
S Series (120, 130, 150, 170, 180) 82→89**567953J**

Kg

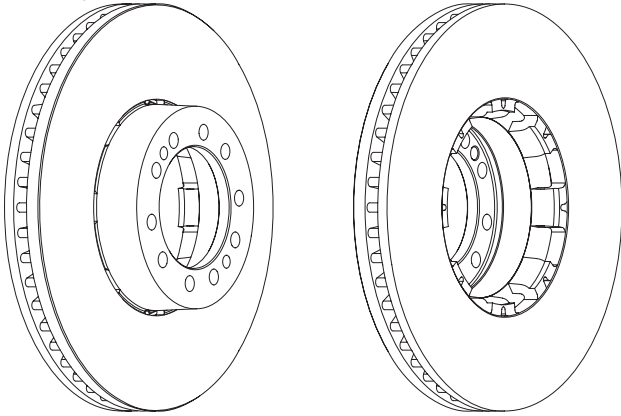


ABS

438 45 41 97 131 31.3

10x17.1 2xM14

RENAULT Magnum AE385TI AE420TI AE520TI 1993→

**567950J**

Kg

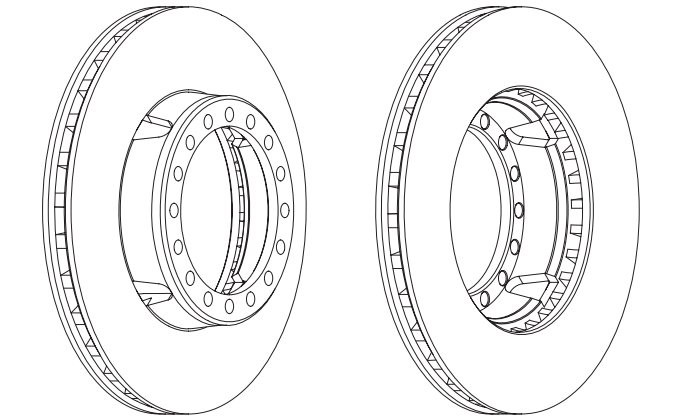


ABS

350 30 26 73 145 13

16x12.1

RENAULT Star BUS R312 FR1 1989→

**567954J**

Kg

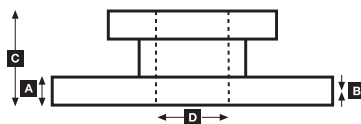
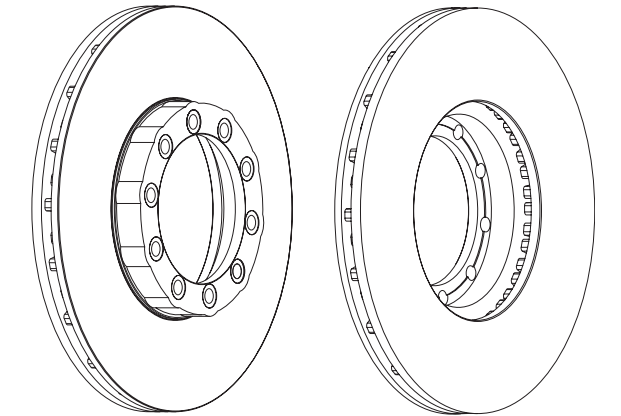


ABS

276 24 21 44.5 102 6.6

10x10.6

RENAULT Midliner B80-120 1993→

**JURID®**

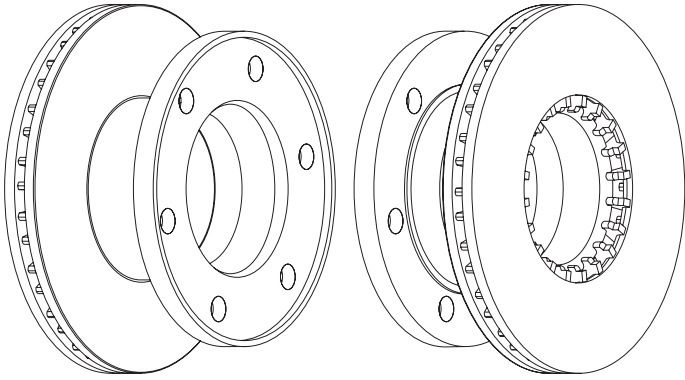
567955J**A****B****C****D****Kg****ABS**

304 30 26 134.75 250

15

6x21

-

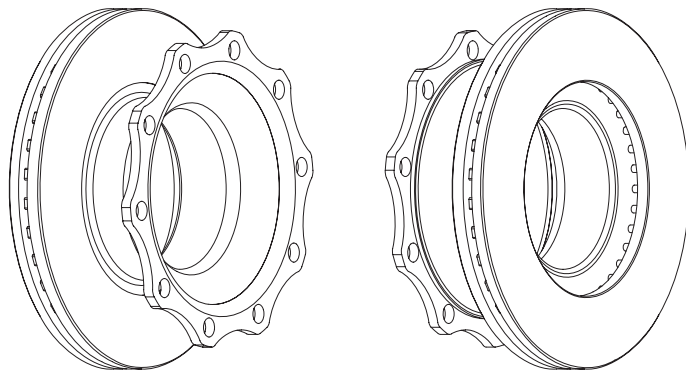
RENAULT Midliner S Series**569000J****A****B****C****D****Kg****ABS**

430 45 37 161 192

38.8

10x23

-

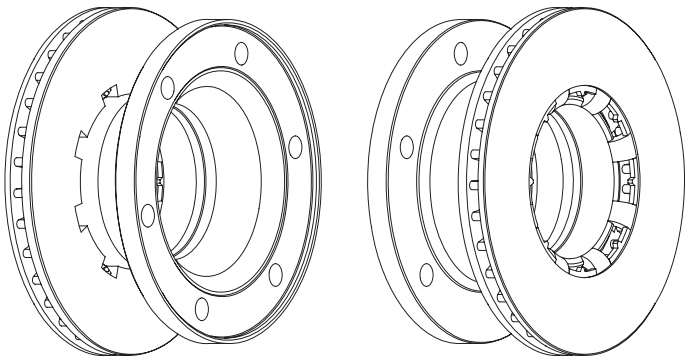
SAF 22,5" wheels**567956J****A****B****C****D****Kg****ABS**

322 30 27 140 290

18

6x21

-

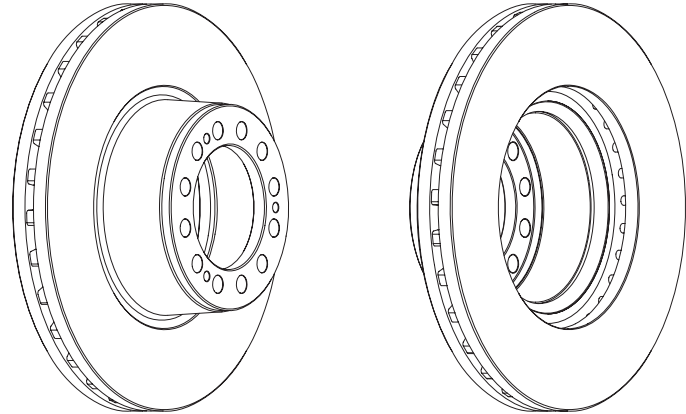
RENAULT Midliner M, S Series**569001J****A****B****C****D****Kg****ABS**

430 45 37 130 131

33

12x19 3xM12

-

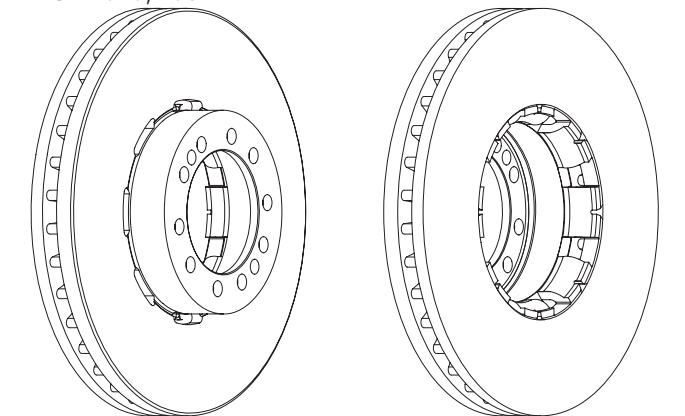
SAF 22,5" wheels**567958J****A****B****C****D****Kg****ABS**

380 45 38 85 117

22.9

10x15 2xM14

-

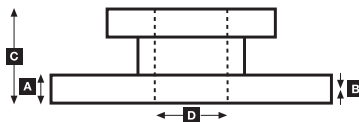
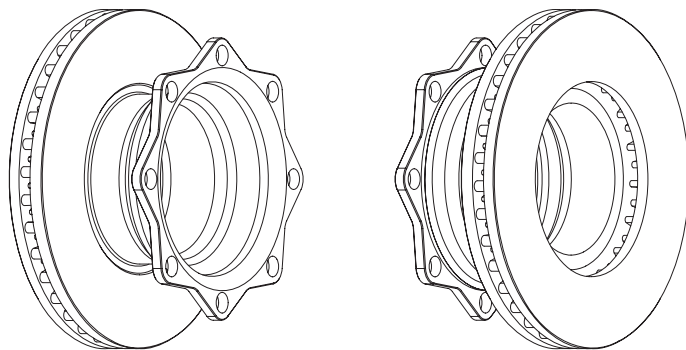
RENAULT Midliner, Midlum**569002J****A****B****C****D****Kg****ABS**

377 45 38 157 169

27

8x23

-

SAF 19,5" wheels**JURID®**

569022J

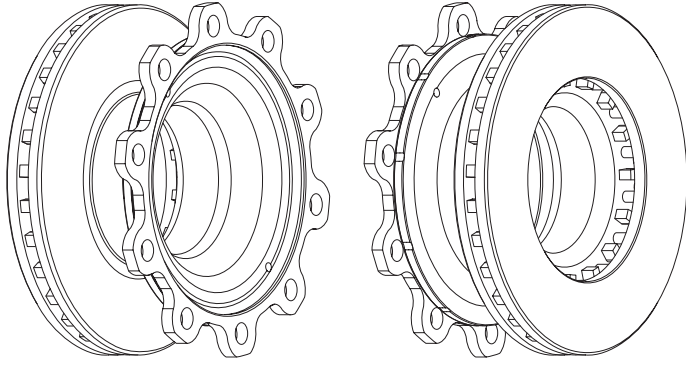
377 45 37 159 290

Kg

10x23 2x9.7

ABS

BPW EcoPlus 19,5" wheels - Knorr SN6

**569102J**

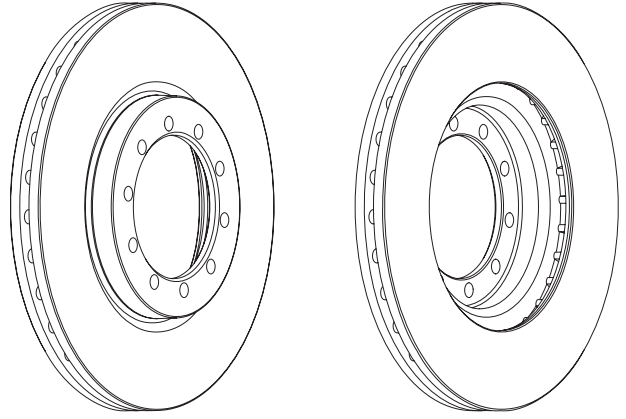
290 26 24 42.5 102

Kg

10x10.5

ABS

RENAULT V.I Mascott 5,5/ 6/ 6,5 t 99→

**569100J**

430 45 37 155 280

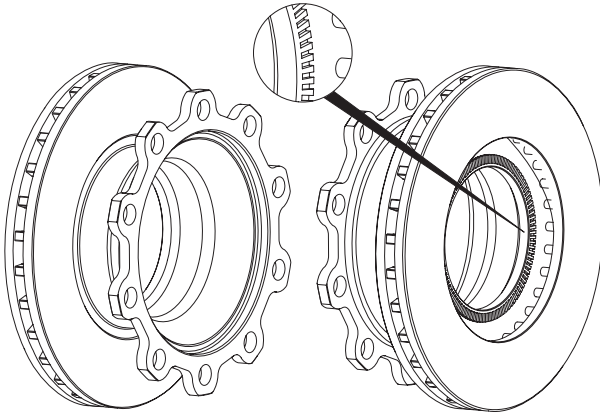
Kg

10x26.5

ABS

100 teeth

SMB Trailer 9 Ton D430 22,5" (+ABS)

**569103J**

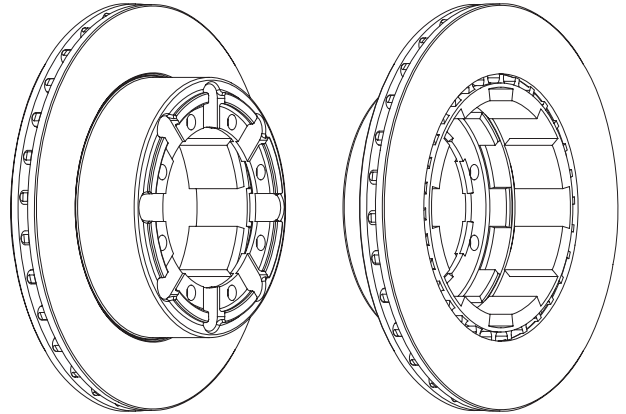
290 22 20.4 78 115

Kg

8X11

ABS

RENAULT V.I Mascott all models rear 99→

**569101J**

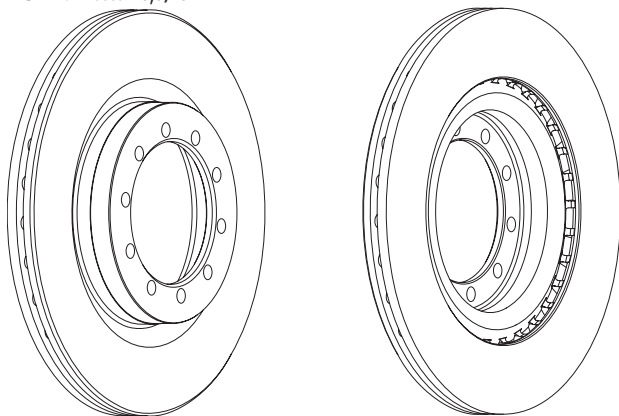
290 22 20.4 42.5 102

Kg

10x10.5

ABS

RENAULT V.I Mascott 3,5/ 5 t 99→

**569104J**

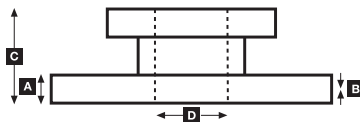
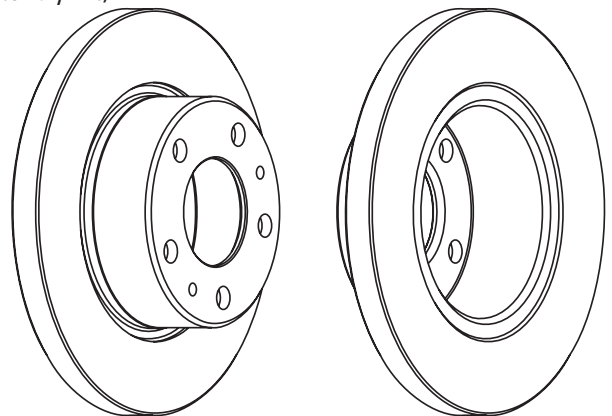
276 22 19 72.5 73

Kg

5x15.7 2x8.7

ABS

IVECO Daily 29 6/99→

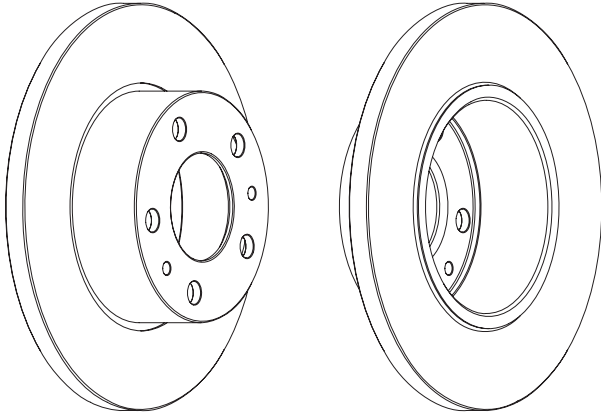
**JURID®**

569105J**A****B****C****D****Kg****ABS**

276 16 13 67 73 11

5x15.6 2x8.7 -

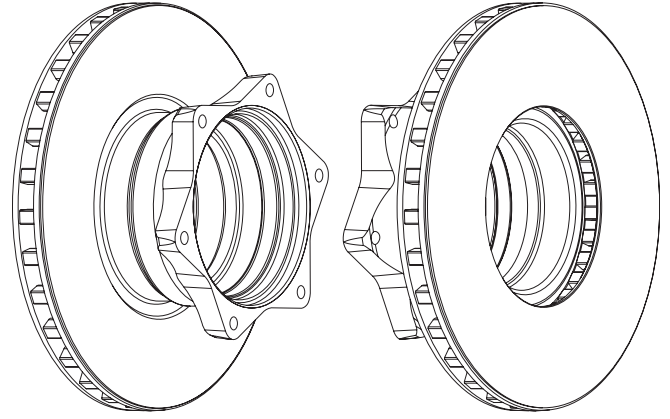
IVECO Daily 29 (rear no ABS) 6/99→

**569112J****A****B****C****D****Kg****ABS**

324 30 36 120.5 157 12.2

6xM12 -

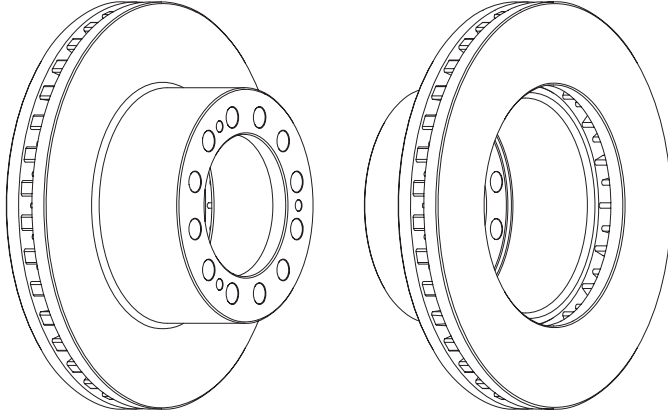
MERCEDES Vario 4.3TDI 1996→

**569109J****A****B****C****D****Kg****ABS**

375 45 37 139.5 131 25.4

12x19 3xM12 -

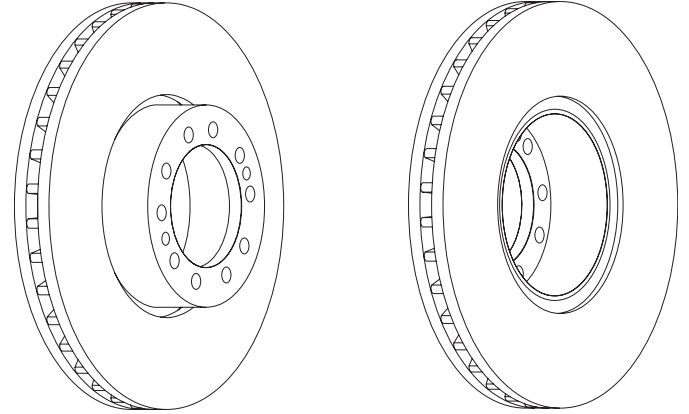
SAF 19,5" wheels

**569113J****A****B****C****D****Kg****ABS**

434 45 41 96.7 131 33

10x17 2xM14 -

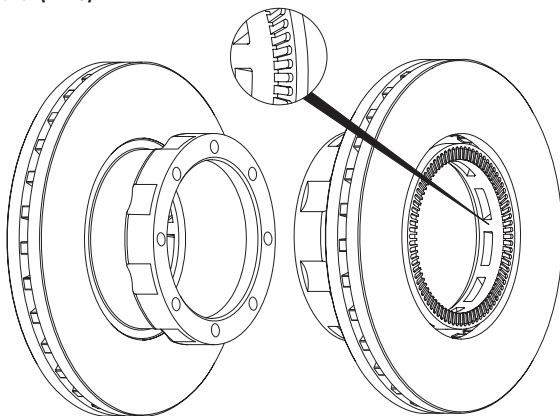
RVI Magnum E-Tech 95→

**569110J****A****B****C****D****Kg****ABS**

377 45 37 138.5 169 27

8xM14 80 teeth

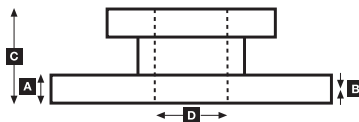
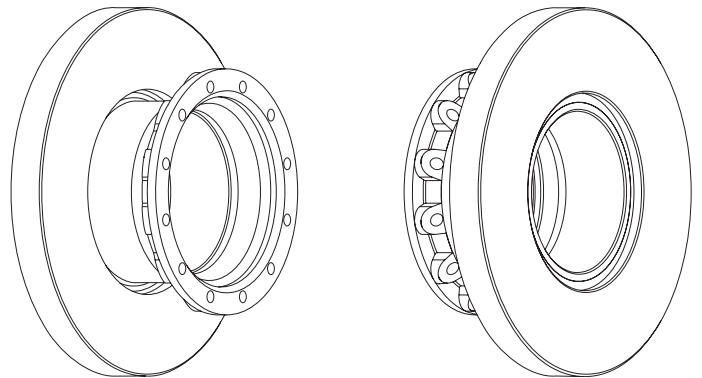
SMB Trailer (+ABS)

**569114J****A****B****C****D****Kg****ABS**

434 45 40 160 224 47

12xM14 -

RVI Magnum E-Tech 95→

**JURID®**

569116J

Kg



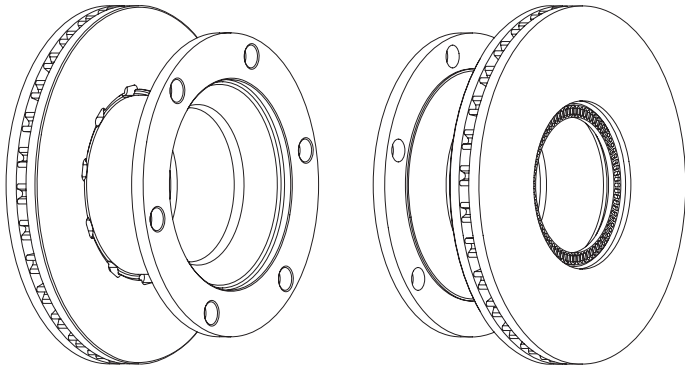
ABS

330 34 28 137 194

20

6x21

80 teeth

RENAULT Midlum**569122J**

Kg

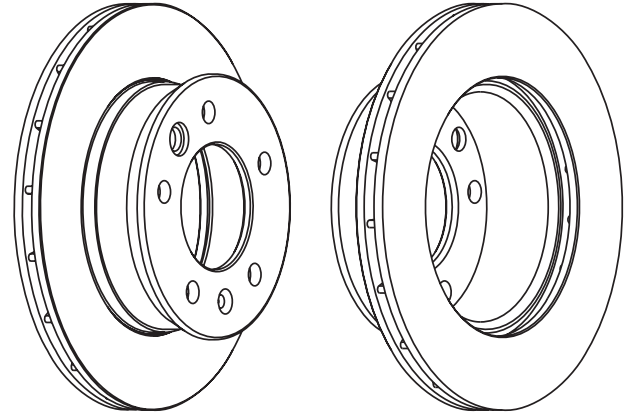


ABS

276 22 19 77 85

6.8

5x15 1x9/17 1x16/23 -

MERCEDES Sprinter 2.8t/3.5t VW**569117J**

Kg



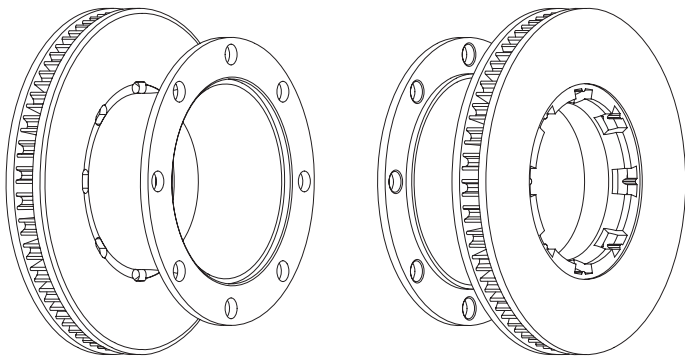
ABS

375 45 38 167 222

30.2

8x22.5

-

RENAULT Midlum (+ABS)**569123J**

Kg

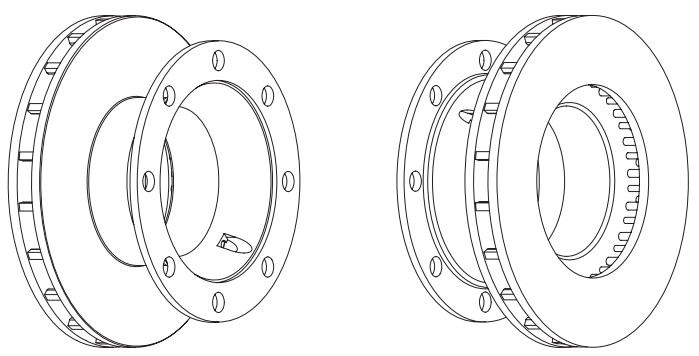


ABS

377 45 40 159.5 230

27

8x23 2x10.5 5xM6 ABS slots

BPW 19,5" wheels with ABS**569120J**

Kg

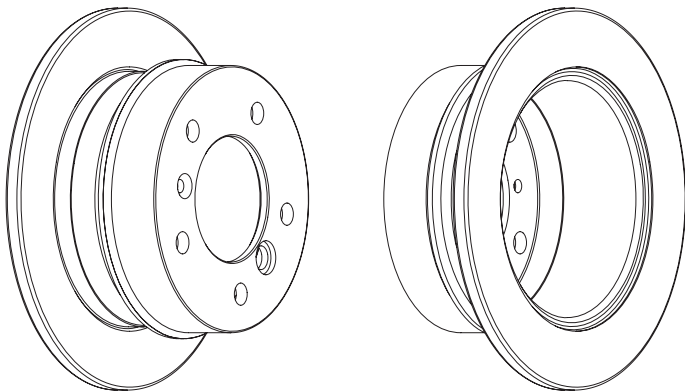


ABS

258 12 10 96.5 85

6.2

5x15 1x9/17 1x16/23 -

MERCEDES Sprinter 2.8t 2002 →**569125J**

Kg

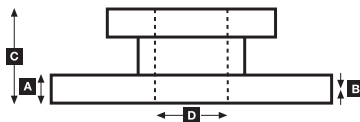
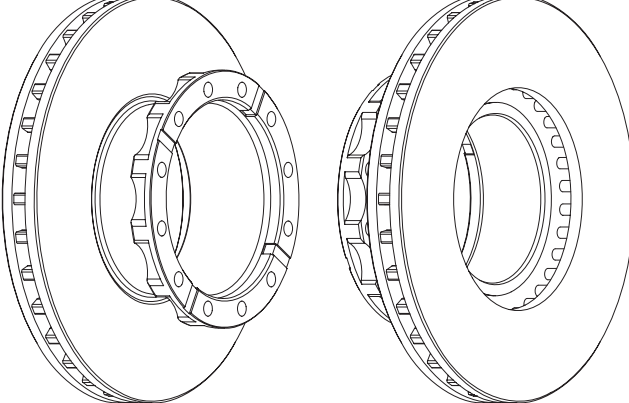


ABS

432 45 37 150 210

37.7

12xM16x2 -

IVECO Stralis**JURID®**

569126J**A****B****C****D**

Kg

304

30

26

120

157

11.4

6xM12

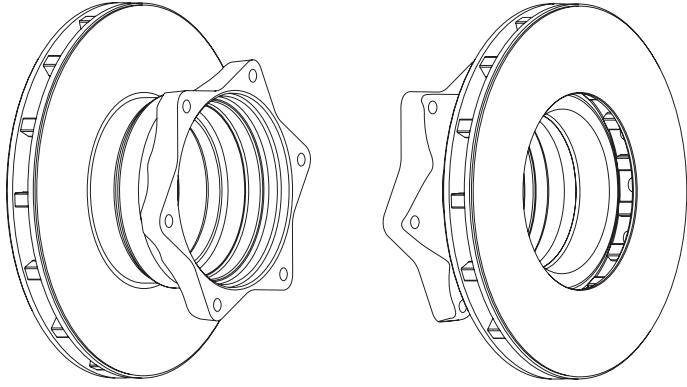
ABS

304 30 26 120 157 11.4

6xM12

ABS

MERCEDES Vario 2.9TD 1996→

**569129J****A****B****C****D**

Kg

330

34

28

119

150

18

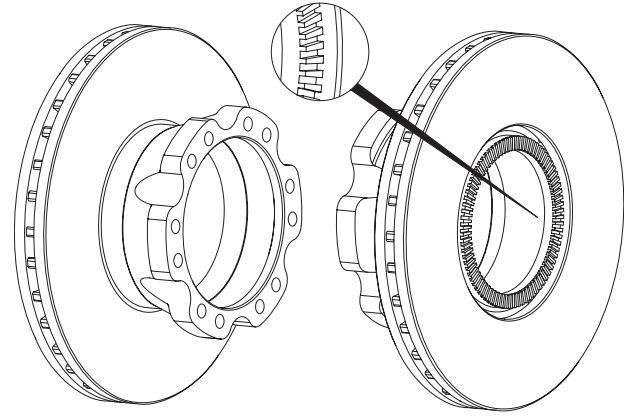
12xM12x1.175

80 teeth

330 34 28 119 150 18 12xM12x1.175 80 teeth

ABS

DAF LF45 2001→

**569127J****A****B****C****D**

Kg

330

34

30

123

117

18

12xM12x1.75

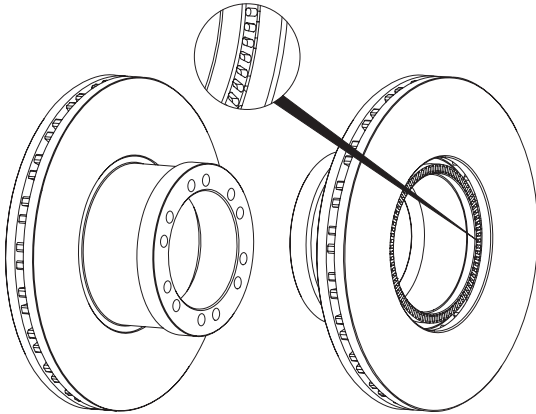
80 teeth

330 34 30 123 117 18 12xM12x1.75 80 teeth

12xM12x1.75

80 teeth

DAF LF45 7Ton 2001→ (+ABS)

**569130J****A****B****C****D**

Kg

375

45

40

99

117

23.4

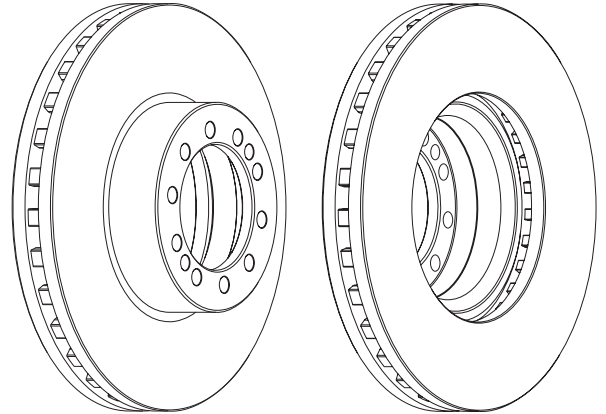
10x15 2xM14x2

-

375 45 40 99 117 23.4 10x15 2xM14x2 -

ABS

DAF LF55

**569128J****A****B****C****D**

Kg

330

34

30

143

133

19.3

16xM12x1.75

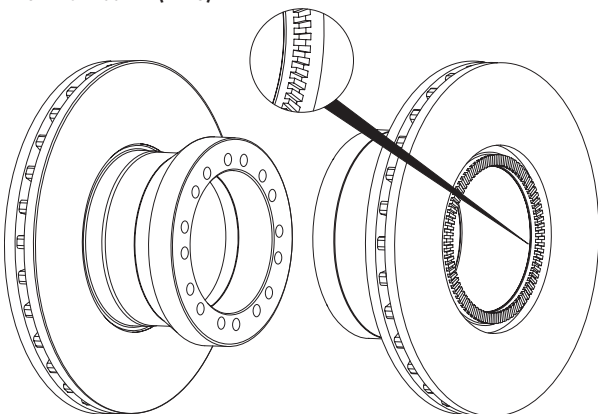
80 teeth

330 34 30 143 133 19.3 16xM12x1.75 80 teeth

16xM12x1.75

80 teeth

DAF LF45 12Ton 2001→ (+ABS)

**569131J****A****B****C****D**

Kg

375

45

38

146

150

29

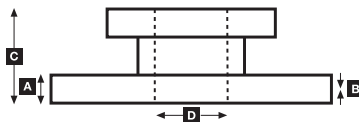
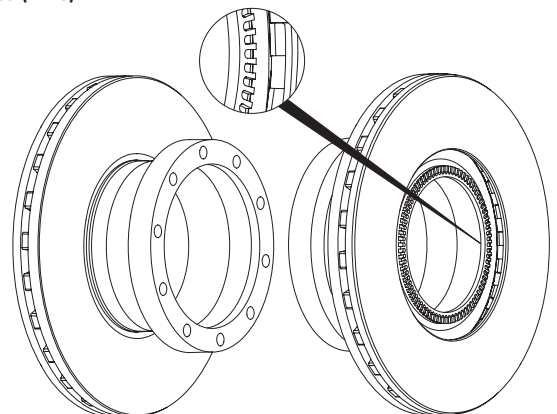
10xM14

80 teeth

375 45 38 146 150 29 10xM14 80 teeth

ABS

DAF LF55 (+ABS)

**JURID®**

569133J**A****B****C****D**

Kg



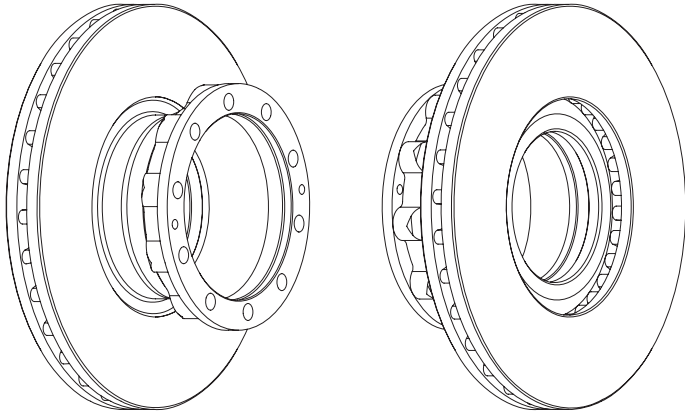
ABS

335 34 30 118 154

17

2xM8 10xM14x1.5 -

MAN TGL

**569137J****A****B****C****D**

Kg



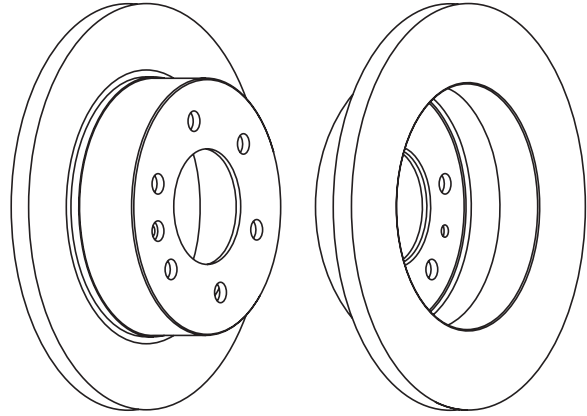
ABS

298 16 14 71 85

7.3

6x15 1x9 -

Mercedes Sprinter - VW Crafter

**569134J****A****B****C****D**

Kg



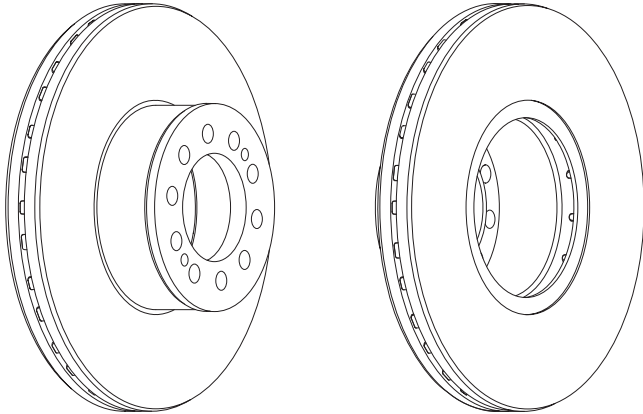
ABS

335 34 30 93 90

17

10x15 2xM10 -

MAN TGL

**569138J****A****B****C****D**

Kg



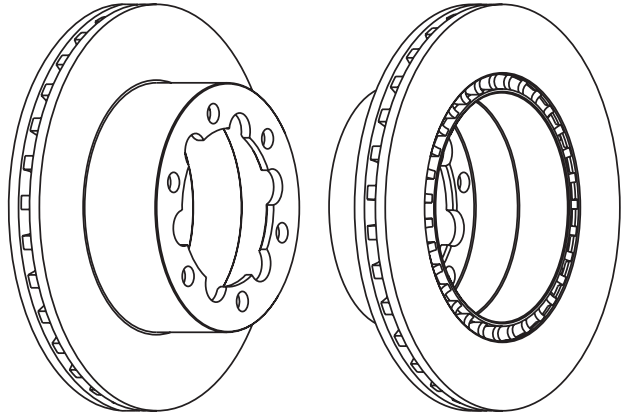
ABS

303 28 25 93 120

9.6

6x15 -

Mercedes Sprinter - VW Crafter

**569136J****A****B****C****D**

Kg



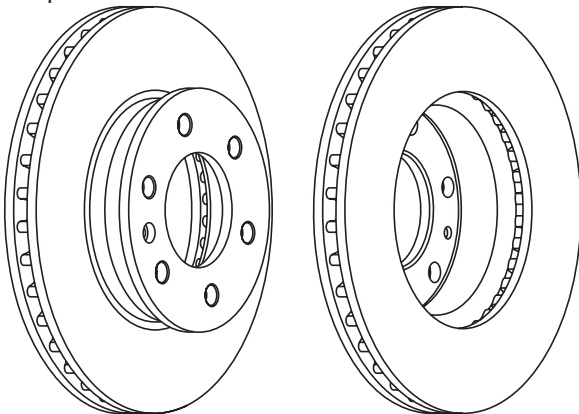
ABS

300 28 25 68.5 85

9.2

6x15 1x9 -

Mercedes Sprinter - VW Crafter

**569141J****A****B****C****D**

Kg



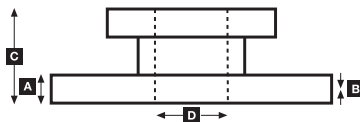
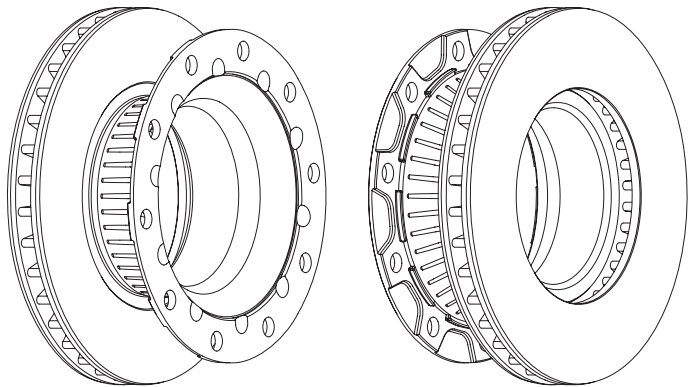
ABS

430 45 40 160 201

33

10x22.5 -

BPW no ABS

**JURID®**

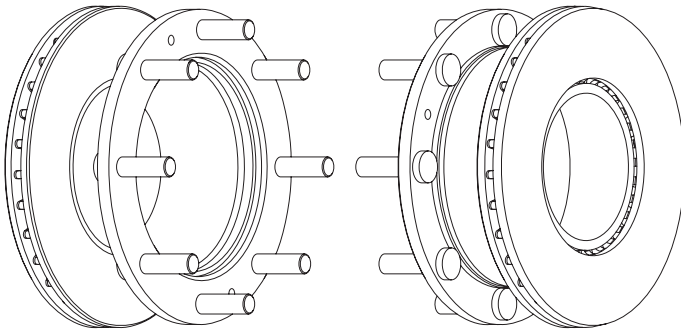
569142J

377 45 37 151 225 31



8xM20 2xM10 ABS ring

IVECO EuroCargo Tector 1300ABS

**569145J**

376.3 45 37 170 189 29

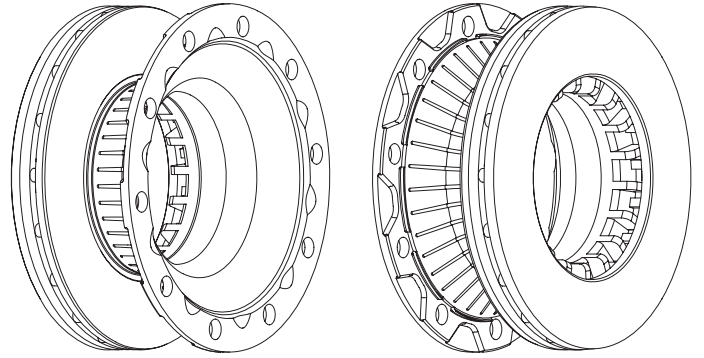


10x22.2

ABS

-

BPW SB3745 - heat ribbed - no ABS

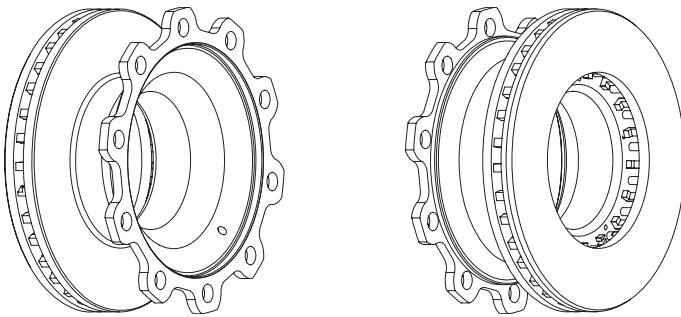
**569143J**

377 45 37 159 290 27.9



10x23 2x10 5xM6 ABS slots

BPW 19,5" wheels with ABS

**569146J**

377 45 38 160 189 29

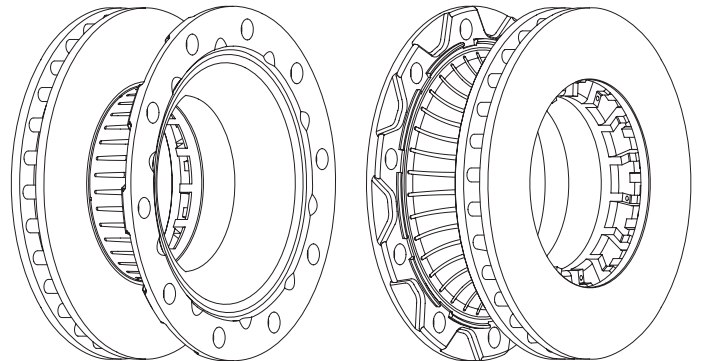


10x22.5

ABS

-

BPW SB3745 - heat ribbed

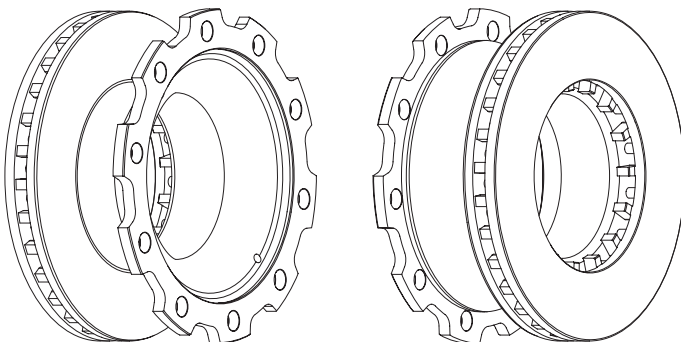
**569144J**

377 45 40 169.5 290 29



10x23 2x9.8

BPW EcoPlus SB3745 - 04/03

**569147J**

430 45 40 159.5 290 34.5

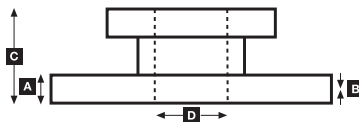
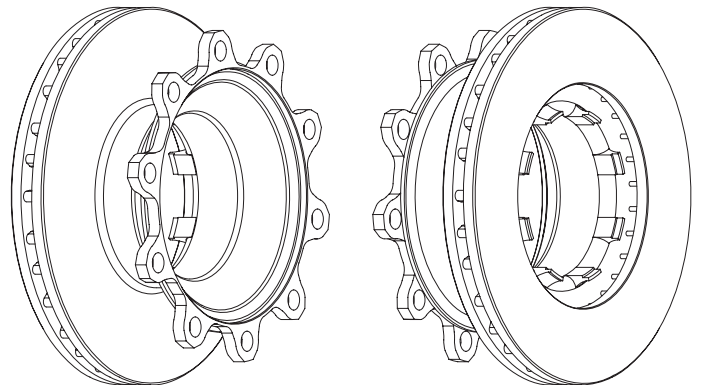


10x23

ABS

-

GIGANT - no ABS

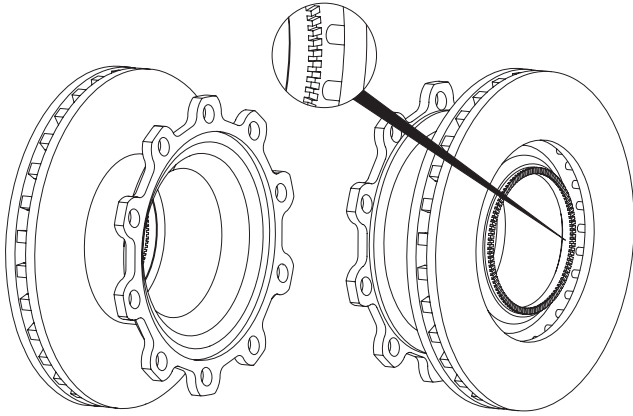
**JURID®**

569152J**A****B****C****D****Kg****ABS**

430 45 38 160 290 37.4

10x23

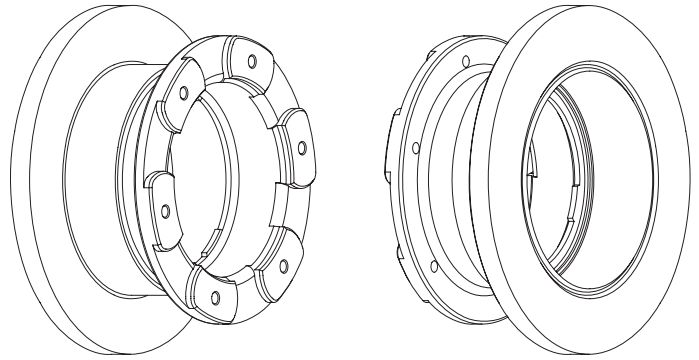
ABS ring

GIGANT - ABS**569159J****A****B****C****D****Kg****ABS**

305 22 19 136 178 13.7

6xM10

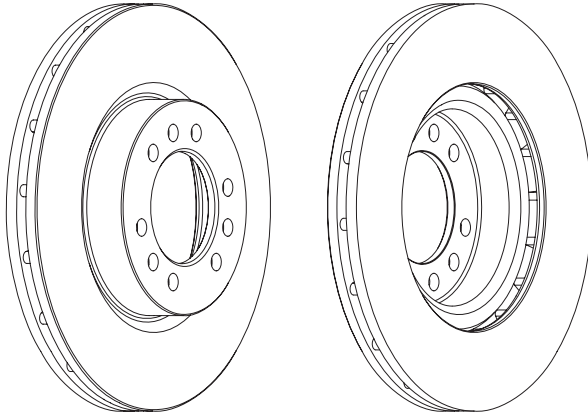
-

IVECO Daily (III) 60/65**569154J****A****B****C****D****Kg****ABS**

290 26 23 53 80 7.4

9x12.5

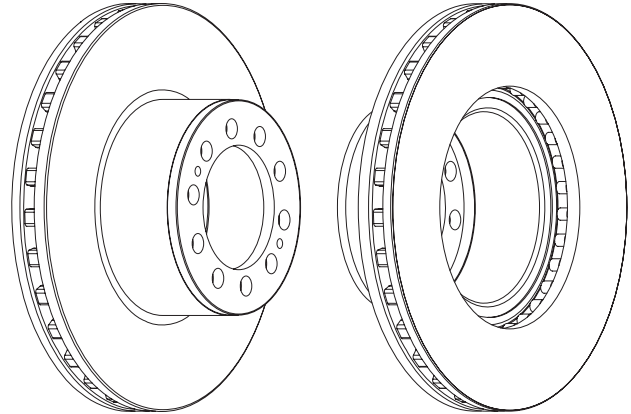
-

IVECO Daily (III) 60/65**569160J****A****B****C****D****Kg****ABS**

430 45 37 143.5 131 34.85

10x21 + 2xM12

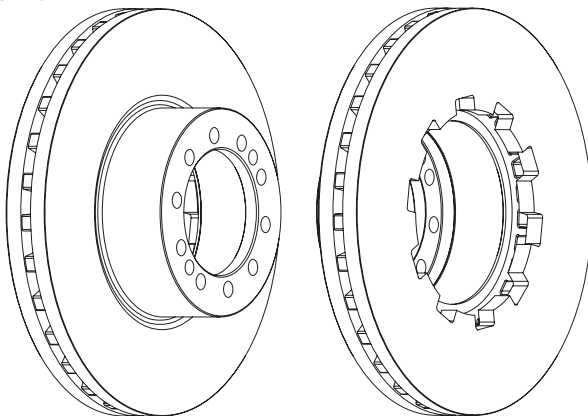
-

MERCEDES Actros 07 →**569156J****A****B****C****D****Kg****ABS**

377 45 38 112 117 24.9

10x15 2M14

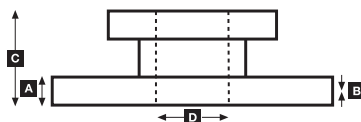
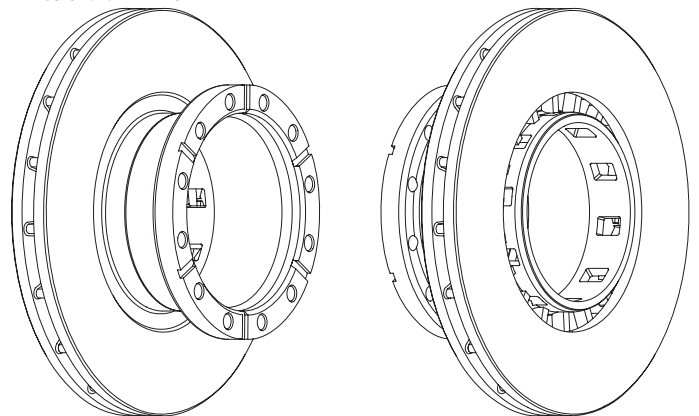
-

DAF SB120**569161J****A****B****C****D****Kg****ABS**

432 45 37 154 210 38

12

100 teeth

IVECO Stralis with ABS**JURID**

569162J**A****B****C****D****Kg****ABS**

296

16

13

69.5

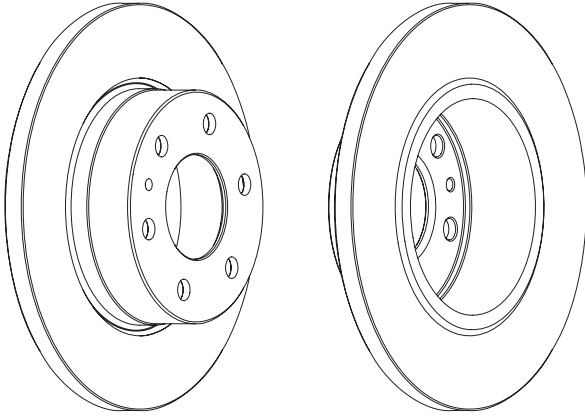
76

7.6

6

-

IVECO Daily IV 29L035S 10/12/14

**569165J****A****B****C****D****Kg****ABS**

300

28

25

74.5

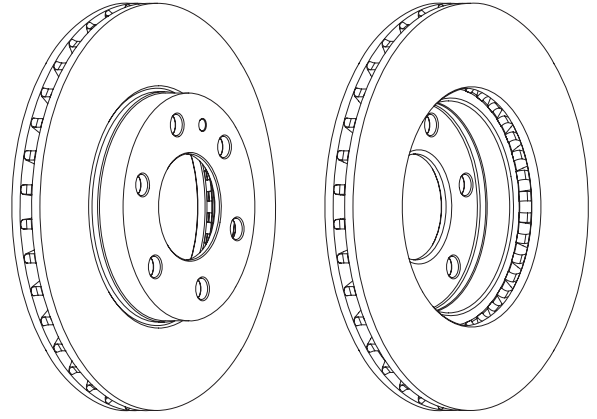
78

8.6

6

-

IVECO Daily IV 29L035S 10/12/14

**569163J****A****B****C****D****Kg****ABS**

296

16

13

69.5

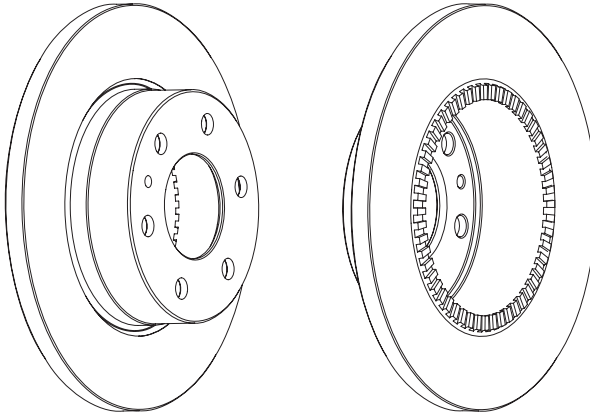
76

7.6

6

ABS ring

IVECO Daily IV 35S 10/12/14

**569168J****A****B****C****D****Kg****ABS**

290

22

19

110.5

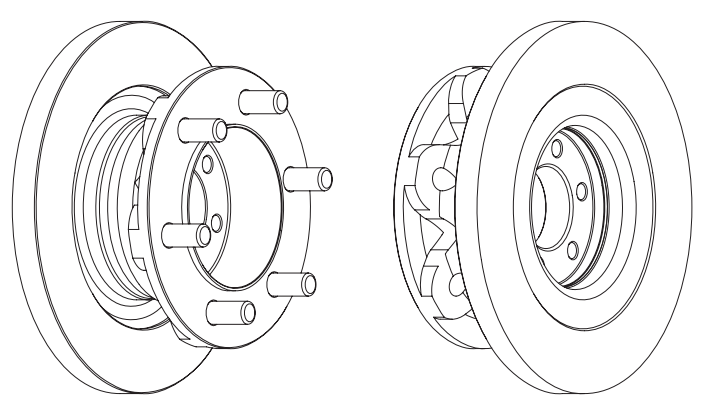
64

14.8

6

-

IVECO Daily III Ø 290

**569164J****A****B****C****D****Kg****ABS**

290

28

25

46

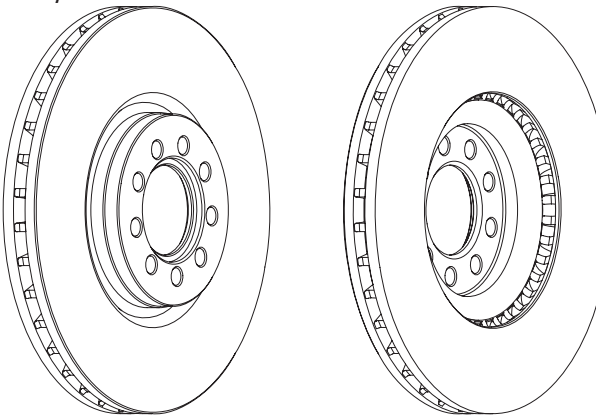
74

8.5

9

-

IVECO Daily IV 35C -50C

**569170J****A****B****C****D****Kg****ABS**

377

45

37

151.6

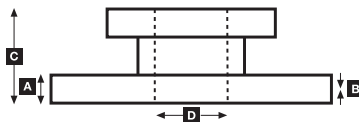
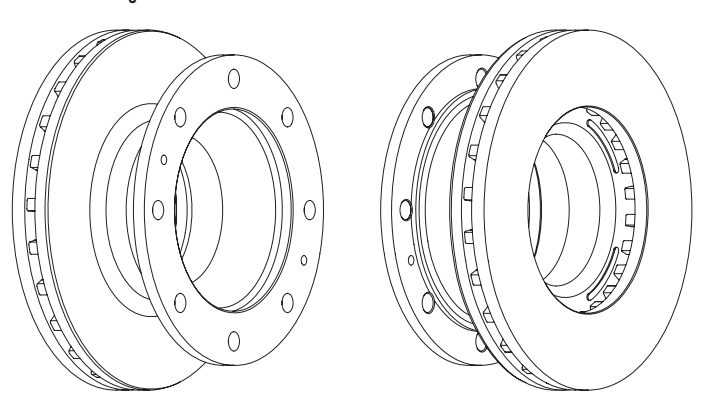
159

33

8xM20 2xM10

-

IVECO EuroCargo Tector 130

**JURID®**

569171J

Kg

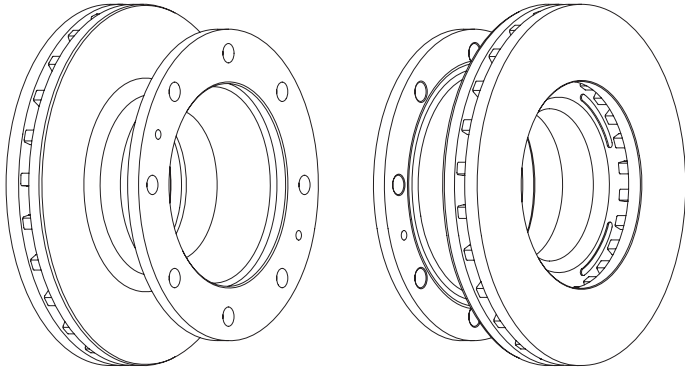


ABS

377 45 37 151 159 32.6

8xM22 2xM10 -

IVECO EuroCargo Tector 150

**569179J**

Kg

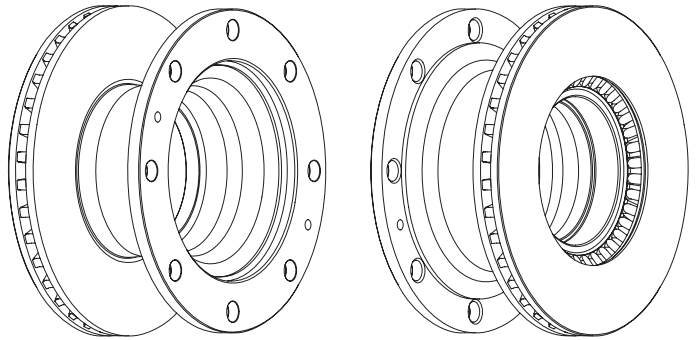


ABS

322 30 27 134 215 20.1

8x20.15 2xM10 -

IVECO

**569172J**

Kg

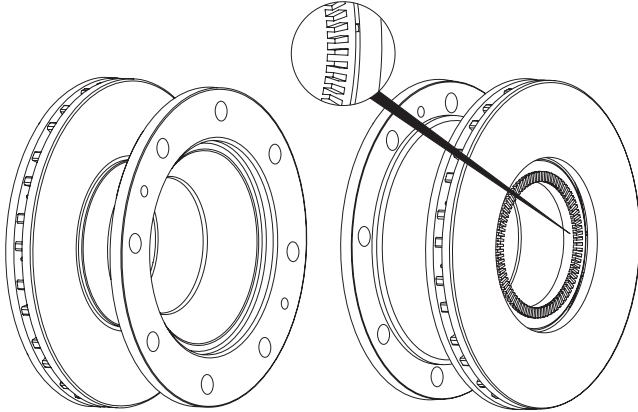


ABS

330 34 28 141 215 23.2

8x20 2xM10 80 teeth

IVECO Eurocargo 110EL-120EL (17,5") Wabco PAN17 (+ABS)

**569188J**

Kg

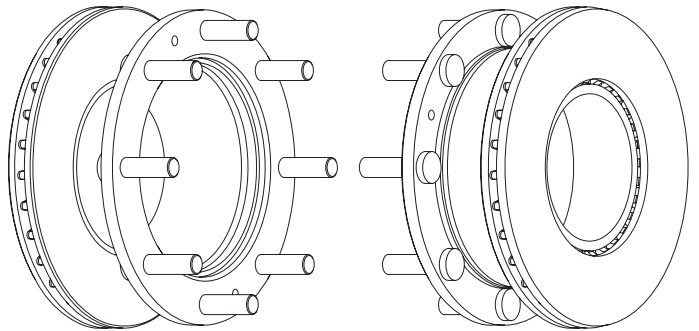


ABS

377 45 37 151 225 33.6

8xM20 2xM10 ABS ring

IVECO Tector 130

**569175J**

Kg

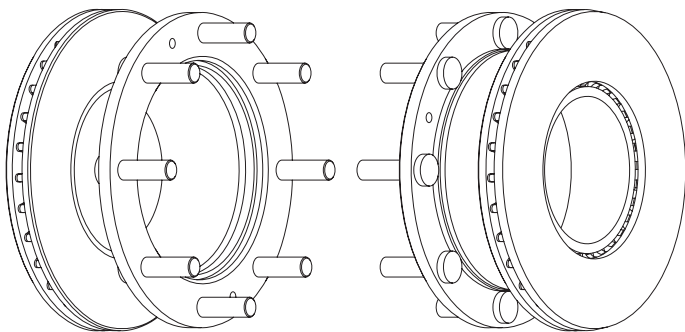


ABS

377 45 37 151 225 31

8xM22 2xM10 ABS ring

IVECO EuroCargo Tector 1500 ABS

**569192J**

Kg

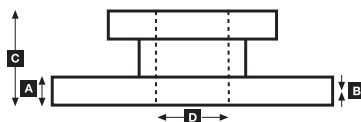
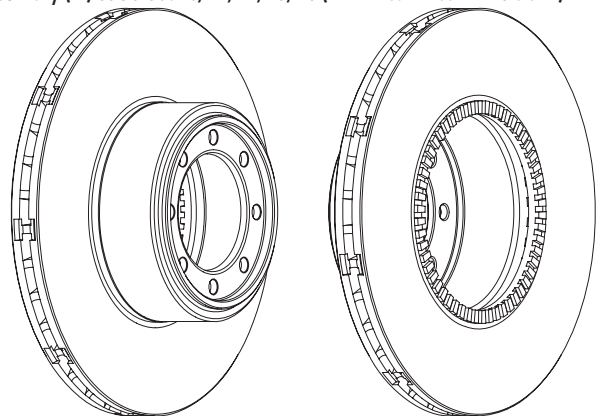


ABS

294 24 21 87.5 128 8.7

8 ABS ring

IVECO Daily (IV) 35C & 50c 10/12/14/15/18 (+ twin rear wheel + ABS crown)

**JURID®**

569193J

Kg

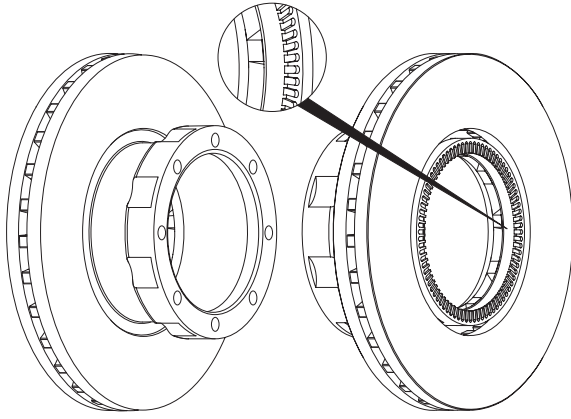


ABS

377 45 38 138.5 169 27.1

8xM14 80 teeth

DAF SB120

**569271J**

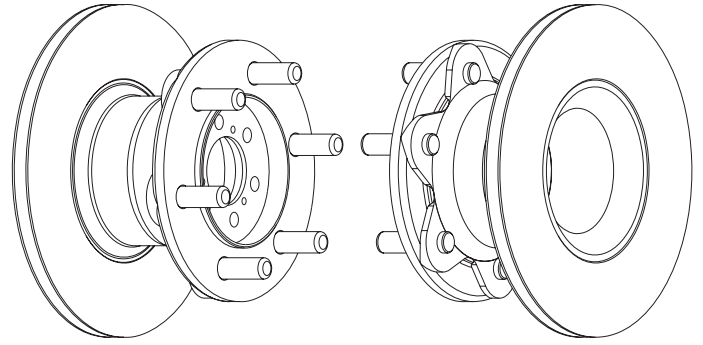
Kg



ABS

280 16 13 142 105 13.4 6xM18 6x12.5 3xM6 -

IVECO Daily-Grinta 35.12 45.10 Turbo 45.12 49.10 Turbo 49.12 1985→1993

**569195J**

Kg

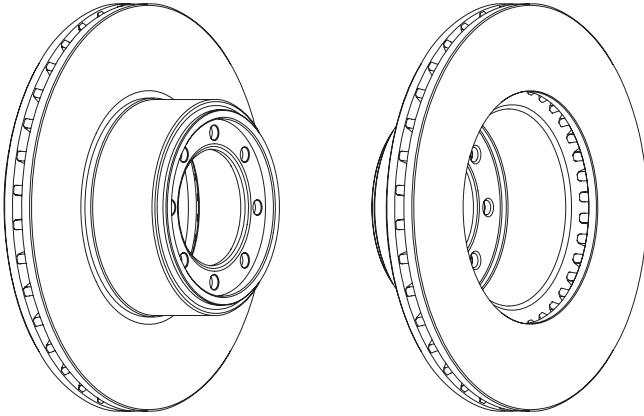


ABS

294 24 21 83.5 128 8.3

8 -

IVECO Daily (IV) 35C & 50c 10/12/14/15/18 (+ twin rear wheel)

**569272J**

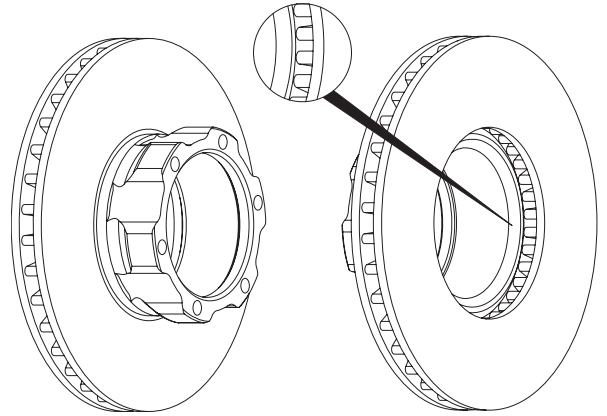
Kg



ABS

304 30 26 91 118 10.5 6xM12 -

MERCEDES L510D L609D L709D L711D 1985→

**569254J**

Kg

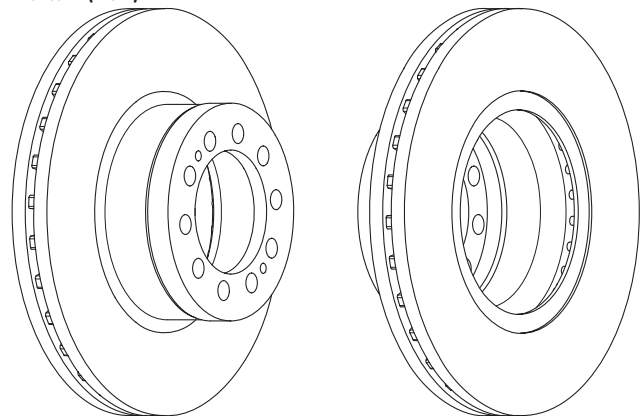


ABS

430 45 37 131 131 34.7

10x21 + 2xM12 -

MB Actros IV (Front)

**569273J**

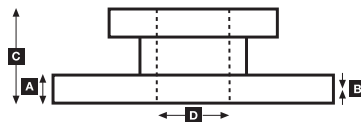
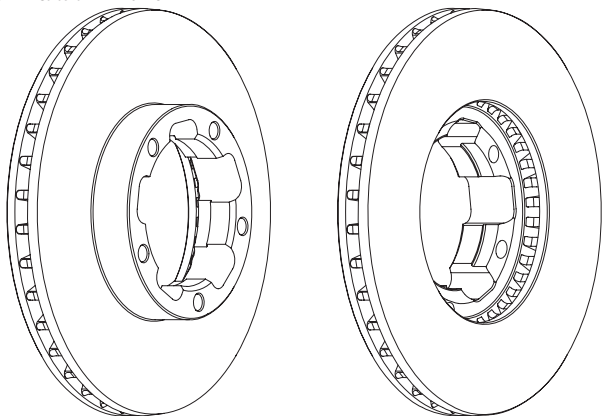
Kg

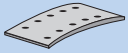









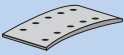







ABS

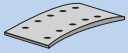







276 24 22 49.5 96 7.11 5 -

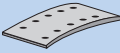







NISSAN Cabstar E 120 98→

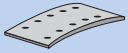







**JURID®**

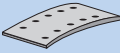







	WVA	#	Ø				!				
K00234.0	17 761	8	405	180	125	11,5		48	8103060007	6x15	GIGANT GROUP
K00305.0	19 543	4	360	174	170	14.8		92	93683	L8	VOLVO
	19 552	2	360	269	170	8.4				L8	
K00392.0	59 234	8	410	202	200	19.1		128	93686	L11	ASTRA, AWD
19613.0	19 613	4	419	192	178	19.2		128	93281	5x15	ACERBI, BENALU, CRANE FRUEHAUF, FRUEHAUF/ BENALU, GIGANT GROUP, TRAILOR
	19 614	4	419	188	178	18.6	Conical drilling			5x15	
19557.0	19 557	4	419	192	203	18.6		128	93281	5x15	ACERBI, BENALU, CRANE FRUEHAUF, FODEN, FRUEHAUF/BENALU, GIGANT GROUP, SAF, TRAILOR
	19 606	4	419	188	203	19.2	Conical drilling			5x15	
11 082 05,00 60 4	11 082	4	230	230	40	5,0		32	8103040009	4x8	PEITZ
11 084 05,00 60 4	11 084	4	250	245	40	5,0		40	8103040009	4x8	BPW, PEITZ
11 284 05,00 60 4	11 284	4	250	262	40	5,0		40	8103040014	4x10	KNOTT, PEITZ, SAF
11 478 05,00 60 4	11 478	4	200	190	40	5,0		40	8103040009	4x8	BPW
11556.0	11 556	4	230	224	40	5,0		40	8103040009	4x8	BPW
11019.0	11 019	1	230	207	34	8,0		42	8103040014	4x10	MERCEDES-BENZ, PERROT BREMSSEN (WABCO)
	11 025	1	230	207	34	8,0				4x10	
	11 582	2	230	174	34	8,0				4x10	
13020.0	13 020	2	260	233	54	8,0		52	8103040014	4x10	MERCEDES-BENZ, PERROT BREMSSEN (WABCO)
	13 532	2	260	201	54	8,0				4x10	
15004.0	15 004	4	300	290	60	5,0		64	8103040014	4x10	BPW, PEITZ, SAF, WARSTEINER
15 031 09,30 60 4	15 031	4	400	418	80	9,3		64		6x18	KNOTT
15 039 08,00 00 3	15 039	2	270	244	79	8,0		52	93038	5x10	PERROT BREMSSEN (WABCO)
	15 742	2	270	211	79	8,0				5x10	
15044.0	15 044	4	350	339	60	6,0		40	8103060002	6x10	BPW, KNOTT, PEITZ, SAF, WARSTEINER
15077.0	15 077	8	300	148	80	16		48	8102080005	8x15	GFA (Gothaer Achsen), SAF
15162.0	15 162	4	308	258	90	13.5		40	8103080008	8x12	MERCEDES-BENZ
K15207.0	15 207	4	420	406	90	8,0	Different rivet according to application	64	8162080002	8x18	ADIGE, BATTAGLINO, IVECO
K15207.0	15 207	4	420	406	90	8,0	Different rivet according to application	64	8102080026	8x18	CARDI, CARENZI, FRANCHIN, PERLINI, ROLFO, VIBERTI, ZORZI
K15247.0	15 247	4	400	388	80	8,0		40	8102080005	8x15	BPW, KÁSSBOHRER
15349.9	15 349	2	300	245	70	9,0		52	8103060007	6x15	MERCEDES-BENZ
	15 350	2	300	288	70	9,0				6x15	
15494.0	15 494	4	420	397	90	12,0		64	8162080003	8x20	ADIGE, IVECO, PIACENZA
15580.3	15 580	2	304	244	98	12,0		52	8103060002	6x10	MERCEDES-BENZ
	15 581	2	304	286	98	12,0				6x10	
15732.0	15 732	2	325	298	80	7,0		56	8103060013	6x12	IVECO, PERROT BREMSSEN (WABCO)
	15 733	2	325	256	80	7,0				6x12	
15030.0	15 030	2	270	244	79	8,0		52	93038	5x10	IVECO, MERCEDES-BENZ, PERROT BREMSSEN (WABCO), STEYR
	15 742	2	270	211	79	8,0				5x10	
15751.0	15 751	8	400	195	80	12.4		48	8102080005	8x15	SAF
K15775.0	15 775	4	270	212	65	7,0		40	8103040014	4x10	VOLKSWAGEN
15 799 11,50 66 8	15 799	8	305	141	80	11,5		48	8103060007	6x15	GIGANT GROUP
15817.0	15 817	2	325	301	97	12,1		44	8162080003	8x20	AVIA - DAEWOO (Czech), DAF, MAN, PERROT BREMSSEN (WABCO)
	15 823	2	325	251	97	12,1				8x20	
15 826 08,00 60 8	15 826	8	310	152	80	8,0		64	8103060007	6x15	PEITZ
15162.3	15 162	4	304	258	90	11.5		40	8103080008	8x12	MERCEDES-BENZ
15059.0	15 059	2	300	264	87	9,3		52	8103060002	6x10	MERCEDES-BENZ
	15 869	2	300	237	87	9,3				6x10	
15879.0	15 879	8	325	140	97	16.5		48	8162080001	8x15	MAN, STEYR
17 012 21,55 60 6	17 012	4	419	220	127	21.55		80	93686	L11	DAF
	17 013	4	419	209	127	21.55				L11	
K17016.0	17 377	8	400	192.7	120	8		64	8102080005	8x15	BPW
K17016.2	17 016	8	400	192.7	120	11		64	93251	8x15	A.D.R. , GKN FAD Axles
17244.0	17 017	8	360	173	143	16		64	8162080001	8x15	CAETANO PSV, MAN, OPTARE, RENAULT TRUCKS
17 092 10,00 60 3	17 092	2	405	430	120	10,0		56	8162080003	8x20	STEYR
	17 093	2	405	324	120	10,0				8x20	
17096.0	17 313	2	310	236	100	12,9		52	8103060013	6x12	IVECO, PERROT BREMSSEN (WABCO)
	17 318	2	310	280	100	12,9				6x12	
K17115.0	17 115	8	400	190	120	10,0		64	8102080026	8x18	BPW, SAF
K17161.0	17 161	8	413	193	127	19,0		64	93687	L12	SCANIA
17 183 10,00 60 8	17 183	8	300	142	120	10,0		64	8102080026	8x18	BPW, KNOTT, WARSTEINER
K17217.0	17 217	4	330	295	125	11,7		48	93684	L9	DAF, FORD, IRISBUS, MCW, RENAULT TRUCKS
17 237 17,80 00 8	17 237	8	500	253	120	17.8	Old version 8 holes	64	8103100002	10x18	KESSLER, KNOTT, PERROT BREMSSEN (WABCO)

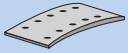







	WVA	#	Ø				!				
17238.0	17 238	8	410	175	143	17		64	8162080001	8x15	MAN, MERCEDES-BENZ, RENAULT TRUCKS
17 248 12,00 60 4	17 248	4	400	321	140	12,0		48	8162080003	8x20	PERROT BREMSEN (WABCO)
K17251.0	17 251	4	405	370	120	12,5		56	8162080003	8x20	STEYR
K17252.0	17 252	2	405	321	140	11,5		56	8162080003	8x20	STEYR
	17 253	2	405	423	140	11,5				8x20	
K17263.0	17 263	4	419	209	127	18,3		80	93685	L10	DAF, NEOPLAN
	17 264	4	419	216	127	18,8				L10	
17269.0	17 269	2	400	320	140	12,0		56	8102080005	8x15	PERROT BREMSEN (WABCO), TAM
	17 336	4	400	320	140	12,0				8x15	
K17285.0	17 285	8	440	190	140	10,0		64	8162080002	8x18	MERCEDES-BENZ
17 286 10,00 60 8	17 286	8	440	190	100	10,0		64	8162080002	8x18	NEOPLAN
17297.0	17 297	8	418	213	100	15,0		64	8162080001	8x15	NEOPLAN
K17298.0	17 298	8	418	213	120	15,0		64	8162080001	8x15	NEOPLAN
17316.0	17 316	4	394	321	127	12,7		48	93683	L8	DAF, FORD, RENAULT TRUCKS
17 340 10,00 60 4	17 340	4	400	329	140	10,0		48	8162080001	8x15	SAURER, TAM
17 340 14,00 86 4	17 340	4	408	329	140	14,0		48	8103100002	10x18	SAURER
17347.0	17 347	8	300	145	100	17,0		64	8102080005	8x15	GIGANT GROUP
17 347 18,00 00 8	17 347	8	300	145	100	18		64	8102080005	8x15	BPW, GFA (Gothaer Achsen)
17357.0	17 357	4	360	174	140	14,8		112	93683	L8	VOLVO
	17 358	4	360	174	140	9,7				L8	
K17362.0	17 362	8	335	156	150	14,5		64	93684	L9	YORK TRAILERS
17 374 17,80 00 8	17 374	8	500	253	120	17,8	New version 10 holes	80	8103100002	10x18	KESSLER, KNOTT, PERROT BREMSEN (WABCO)
17377.0	17 377	8	420	204	120	18		80	8102080005	8x15	BPW, GFA (Gothaer Achsen), KÄSSBOHRER, STEYR, WARSTEINER
17 399 18,00 00 8	17 399	8	420	204	120	18		64	8102080005	8x15	SAF
17408.0	17 408	2	325	296	100	8,0		52	8103060013	6x12	IVECO, PERROT BREMSEN (WABCO)
	17 793	2	325	296	100	8,0				6x12	
17409.2	17 409	4	304	248	135	12,0		40	8162080001	8x15	MERCEDES-BENZ
17456.0	17 456	8	420	201	140	18		64	8162080002	8x18	AUSTERAS, BPW, CARDI, STEYR
17481.0	17 481	4	420	421	125	12,0		64	8162080001	8x15	IVECO, VAN HOOL
K17482.0	17 482	4	420	397	125	12,0		96	8162080001	8x15	IVECO
K17555.0	17 555	4	330	299	101	9,5		48		L7	DAF, FORD, RENAULT TRUCKS
17635.0	17 635	2	325	249	120	12,0		52	8103060013	6x12	IVECO, PERROT BREMSEN (WABCO), YUGO
	17 636	2	325	288	120	12,0				6x12	
K17660.0	17 660	4	320	310	140	12,0		40	8162080003	8x20	ADIGE
K17662.0	17 662	2	330	300	127	9,5		52	93684	L9	DAF, FORD, RENAULT TRUCKS
	17 663	2	330	343	127	9,5				L9	
K17664.0	17 664	4	413	197	127	19		72	93687	L12	IRISBUS, VOLVO
	17 665	4	413	159	127	19				L12	
K17682.9	17 682	8	410	175	123	17		64	8162080002	8x18	MAN, MERCEDES-BENZ
K17742.0	17 742	4	410	207	140	16		64	8103100003	10x20	PERROT BREMSEN (WABCO), SETRA
	17 743	4	410	210	140	16				10x20	
17 746 18,00 60 8	17 746	8	420	184	140	18,0		48	8162080002	8x18	IKARUS
17 747 12,50 60 3	17 747	2	414	345	125	12,5		96	8103060007	6x15	IRISBUS, RENAULT TRUCKS
	17 748	2	414	284	125	12,5				6x15	
17758.0	17 758	4	325	255	120	8,1		48	8103060013	6x12	PERROT BREMSEN (WABCO)
17795.0	17 795	4	410	172	143	18		72	8162080002	8x18	MERCEDES-BENZ
	17 796	4	410	216	143	18				8x18	
K17797.0	17 797	8	420	204	110	18,8		80	8162080003	8x20	ADIGE, CALABRESE
17804.0	17 804	4	394	354	127	12,7		64		K8	RENAULT TRUCKS
K17807.0	17 807	8	420	204	124	18,3		80	8102080026	8x18	BPW
17827.0	17 827	2	325	251	120	12,5		60		5x12	DAF, IVECO, RENAULT TRUCKS, VOLVO
	17 828	2	325	210	120	12,5				5x12	
17829.0	17 829	2	310	245	100	10,0		56	93038	5x10	DAF, RENAULT TRUCKS, VOLVO
	17 830	2	310	209	100	10,0				5x10	
17831.0	17 831	2	310	209	125	10,0		64	93038	5x10	DAF, RENAULT TRUCKS, VOLVO
	17 832	2	310	245	125	10,0				5x10	
K17847.0	17 847	4	405	370	240	12,5		56	8162080003	8x20	STEYR
K17869.0	17 869	8	420	197	140	12,5		64	8162080003	8x20	IVECO
K17885.0	17 885	8	420	211	135	12,5		64	8162080003	8x20	IRISBUS, IVECO
K17895.0	17 895	4	420	401	140	12,0		64	8162080003	8x20	ADIGE, CARENZI
17897.0	17 897	4	305	151	125	15,8		48	8102080026	8x18	GIGANT GROUP, LOHR
	17 898	4	305	143	125	15,9				8x18	
17900.0	17 900	2	325	301	147	12,1		44	8103080008	8x12	DAF, MAN, NEOPLAN, PERROT BREMSEN (WABCO)
	17 901	2	325	251	147	12,1				8x12	

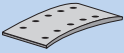







	WVA	#	Ø				!				
K17905.0	17 905	4	430	207	140	17		64	8162080003	8x20	BARTOLETTI
	17 906	4	430	207	140	17.75				8x20	
17924.0	17 924	2	325	249	100	12,5		52	8103060013	6x12	IVECO, PERROT BREMSSEN (WABCO)
	17 925	2	325	288	100	12,5				6x12	
17278.0	17 278	4	304	258	105	11.5		40	8103080008	8x12	MERCEDES-BENZ
K17927.3	17 278	4	308	259	105	13.5		40	8103080008	8x12	MERCEDES-BENZ
17280.0	17 280	4	304	258	120	11.5		40	8103080008	8x12	MERCEDES-BENZ
17280.3	17 280	4	308	259	120	13.5		40	8103080008	8x12	MERCEDES-BENZ
17287.0	17 287	4	304	258	135	11.5		40	8103080008	8x12	MERCEDES-BENZ
17287.3	17 287	4	308	257	135	13.5		40	8103080008	8x12	MERCEDES-BENZ
K17932.0	17 932	2	330	340	127	10		52		L7	DAF, FORD, MCW
	17 933	2	330	295	127	8.5				L7	
17290.0	17 290	4	360	172	130	13.4		56	8162080001	8x15	MERCEDES-BENZ, SOR
	17 950	4	360	130	130	13.5				8x15	
17 290 15,40 00 6	17 290	4	364	172	130	15.4		56	8162080001	8x15	MERCEDES-BENZ
	17 950	4	364	131	130	15.5				8x15	
17350.0	17 350	2	300	264	102	9,3		52	8103060013	6x12	MERCEDES-BENZ
	17 973	2	300	237	102	9,3				6x12	
17351.0	17 351	2	300	264	122	9,3		52	8103060013	6x12	MERCEDES-BENZ, OPTARE
	17 975	2	300	237	122	9,3				6x12	
17988.0	17 988	8	325	140	150	16.2		64	8162080001	8x15	MAN, STEYR
K17991.0	17 991	4	413	235	127	19,0		32	93280	6,65x18	SCANIA
17992.0	17 992	8	410	176	125	18.3	(L8=5mm Platform, L10=8mm Platform)	64	93683/93685	L8/L10	VOLVO
19010.0	19 010	4	420	176	150	20.8		64	93686	L11	DAF, OPTARE
	19 011	4	420	177	150	20.6				L11	
19019.0	19 019	4	420	391	180	14,0		56	8103100001	10x17	PERROT BREMSSEN (WABCO), SETRA
K19024.0	19 024	4	419	209	152	20.6		80	93686	L11	DAF
	19 031	4	419	220	152	20.8				L11	
19030.0	19 030	4	419	189	177	22		96	93684	L9	MERITOR
	19 033	4	419	195	177	21.4				L9	
19032.0	19 032	8	420	203	180	17.5		80	8102080005	8x15	STEYR
19032.0	19 032	8	420	205	180	17.8		80	8102080005	8x15	ACERBI, AUSTERAS, BATTAGLINO, BENALU, BPW, CARDI, CODER, CRANE FRUEHAUF, FRANCHIN, FRUEHAUF/BENALU, GFA (Gothaer Achsen), GORICA, KAISER, KÄSSBOHRER, LECITRAILER, MERCEDES-BENZ, PIACENZA, PRIM-BALL, RENAULT TRUCKS, ROLFO, SAF, WARSTEINER, ZORZI
19036.0	19 036	4	419	188	178	18.6	Rivet 6,35mm	96	93685	L10	BAJ et FOND, BENALU, BROCKHOUSE, CALABRESE, CARRIMORE, CRANE FRUEHAUF, DYSON, FOX, FROMANT, FROMCO, FRUEHAUF/BENALU, HANDS, HIGHWAY, KAISER, MERITOR, MERRIWORTH, MULTIWHEEL, NORTHERN, PEAK, PITT, PRIMROSE, SAMRO, SCAMMELL, STEYR, TITAN, YORK TRAILERS
	19 037	4	419	194	178	18				L10	
19 036 18,60 80 6	19 036	4	419	189	178	18.6	Rivet 8mm	96	8102080026	8x18	FRUEHAUF/BENALU, SAF
	19 037	4	419	194	178	18				8x18	
19036.0	19 036	4	419	189	178	18.6	Rivet 5mm / Cylindrical drilling	96	8102050013	5x15	BAJ et FOND, CASTERA, CRANE FRUEHAUF, FRUEHAUF/BENALU, GIGANT GROUP, KAISER, TRAILOR, YORK TRAILERS
	19 037	4	419	192	178	18				5x15	
19041.0	19 041	8	500	253	180	17.8		112	8162080002		KESSLER, KNOTT, PERROT BREMSSEN (WABCO)
19 042 17,80 00 8	19 042	8	500	253	160	17.8		80	8162080002		KESSLER, KNOTT, PERROT BREMSSEN (WABCO)
19049.0	19 049	2	414	347	150	12,5		96	8103060007	6x15	CAZENAVE, COLAERT, CRANE FRUEHAUF, FRUEHAUF/BENALU, IRISBUS, MADURAUD, RENAULT TRUCKS, TITAN
	19 199	2	414	286	150	12,5				6x15	
19052.0	19 052	4	420	177	175	20.6		96	93686	L11	DAF
	19 055	4	420	176	175	20.8				L11	
19063.0	19 063	4	420	177	200	20.6		128	93685	L10	BOVA, DAF
	19 064	4	420	176	200	20.8				L10	
19068.0	19 068	8	410	176	225	18.3	(96 x L8=5mm Platform, 104 x L10=8mm Platform)	96/104	93683/93685	L8/L10	DENNIS, IRISBUS, VOLVO
19071.0	19 071	8	410	176	200	18.3	(96 x L8=5mm Platform, 104 x L10=8mm Platform)	96/104	93683/93685	L8/L10	AWD, BEDFORD, CAETANO PSV, DENNIS, ERF, IRISBUS, KAROSA, SEDDON ATKINSON, SISU, STEYR, VOLVO

	WVA	#	Ø				!				
K19072.0	19 072	4	394	360	152	12,7		48	93684	L9	AEC, BEDFORD, BRISTOL, BROCKHOUSE, CARRIMORE, CRANE FRUEHAUF, DAF, DENNIS, DYSON, ERF, FORD, GUY, HANDS, HIGHWAY, IVECO, PITT, RENAULT TRUCKS, SCAMMELL, SEDDON ATKINSON, YORK TRAILERS
19075.0	19 075	8	413	193	178	19,0		96	93687	L12	SCANIA
19078.2	19 112	4	364	130	200	15,8		56	8103080008	8x12	MERCEDES-BENZ
	19 505	4	364	173	200	15,8				8x12	
19084.0	19 084	2	410	192	180	17,5		64	8103100002	10x18	PERROT BREMSEN (WABCO), SETRA, VAN HOOL
	19 855	2	410	196	180	17,5				10x18	
	19 856	4	410	192	180	17,4				10x18	
19090.0	19 090	8	410	176	175	18,3	(96 x L8=5mm Platform, 104 x L10=8mm Platform)	96/104	93683/93685	L8/L10	AWD, BEDFORD, CAETANO PSV, DENNIS, ERF, VOLVO
19091.1	19 091	2	410	204	202	21,5		96	8162080003	8x20	IVECO
	19 098	6	410	204	202	21,5				8x20	
19094.0	19 094	8	420	203	200	17,5		80	8102080005	8x15	STEYR
19094.0	19 094	8	420	202	200	17,8		80	8102080005	8x15	ACERBI, BATTAGLINO, BENALU, BERTOJA, BPW, CARDI, CRANE FRUEHAUF, DAF, FRUEHAUF/BENALU, GIGANT GROUP, KAISER, KÄSSBOHRER, LAG, LECITRAILER, PIACENZA, PRIM-BALL, RENAULT TRUCKS, ROLFO, SAF, VAN HOOL, VIBERTI, ZORZI
19099.0	19 099	2	410	204	180	21,5		96	8162080003	8x20	IVECO, PERROT BREMSEN (WABCO)
	19 100	6	410	204	180	21,5				8x20	
19102.0	19 102	8	300	141	150	10,0		64	8102080005	8x15	BPW, PEITZ, SAF, WARSTEINER
19103.0	19 103	8	300	142	200	10,0		64	8102080005	8x15	BPW, GIGANT GROUP, KÄSSBOHRER, SAF, TRAILOR, WARSTEINER
K19109.9	19 109	4	410	195,5	180	217		96	8162080001	8x16	IVECO
	19 110	4	410	195,5	180	217				8x16	
19 113 18,20 00 8	19 113	8	410	178	180	18,2	New version 10 holes	80	8103100002	10x18	KESSLER, KNOTT, PERROT BREMSEN (WABCO)
19114.0	19 114	4	410	196	220	19,4		96	8103100002	10x18	PERROT BREMSEN (WABCO), VAN HOOL
	19 115	4	410	196	220	19,4				10x18	
K19116.9	19 116	4	410	195,5	200	217		96	8162080001	8x16	IVECO
	19 119	4	410	195,5	200	217				8x16	
K19125.0	19 125	8	370	156	160	19,7		64	8162080002	8x18	MERCEDES-BENZ, NEOPLAN
19 134 14,00 60 5	19 134	4	420	214	160	14,0		32	8103100002	10x18	PERROT BREMSEN (WABCO), STEYR
	19 298	2	420	334	160	14,0				10x18	
K19144.0	19 144	4	410	211	150	19,8/18		96	93282		SISU
	19 145	4	410	211	150	18,9/12,2					
K19146.0	19 146	4	410	211	180	19,8/18		96	93282		SISU
	19 147	4	410	211	180	18,9/12,2					
19150.0	19 150	4	419	209	152	18,3		80	93685	L10	BOVA, DAF, IRISBUS, LAG, OPTARE, SISU, TAM, TRAILOR
	19 151	4	419	216	152	18,8				L10	
K19160.0	19 160	8	440	186	170	15,0		64	8162080002	8x18	MERCEDES-BENZ
19160.0	19 166	4	400	215	200	19,8		80	8102080026	8x18	KÄSSBOHRER
	19 167	4	400	215	200	19,4				8x18	
K19168.0	19 168	4	400	214	150	19,4		80	8102080026	8x18	KÄSSBOHRER, LOHR
	19 169	4	400	215	150	19,8				8x18	
19504.0	19 177	8	360	173	160	16		96	8162080001	8x15	CAETANO PSV, MAN, OPTARE
19187.0	19 187	8	414	187	220	18,5		64	8162080002	8x18	IRISBUS, KAROSA, RENAULT TRUCKS
K19191.0	19 191	8	420	205	180	17,8	BPW ECO PLUS 2 SN 4218 420x180mm	80	8102080005	8x15	BPW
K19192.0	19 192	8	420	202	200	17,8	BPW ECO PLUS 2 SN 4220 420x200mm	80	8102080005	8x15	BPW
19200.0	19 200	8	420	204	160	17,8		80	8102080005	8x15	BPW, CARDI, CRANE FRUEHAUF, FRUEHAUF/BENALU, GIGANT GROUP, SAF, WARSTEINER
19217.0	19 217	4	410	211	210	19,8/18		96	93282		SISU
	19 218	4	410	211	210	18,9/12,2					
K19231.0	19 306	8	360	173	170	16,5		96	93683	L8	AWD, BEDFORD, DAF, SEDDON ATKINSON
19 237 19,40 00 6	19 237	4	410	196	160	19,4		32	8103100002	10x18	PERROT BREMSEN (WABCO)
	19 238	4	410	196	160	19,3				10x18	
19245.0	19 245	4	420	186	160	15,0		56	8103100002	10x18	STEYR
	19 782	4	420	136	160	15,0				10x18	
19245.0	19 245	8	420	186	160	15,0		64	8103100002	10x18	JELCZ, STEYR
19246.0	19 246	8	420	186	185	15,0		64	8103100002	10x18	STEYR
19255.0	19 255	2	360	256	170	17,5		80	8102050007	8x18	MAN, RENAULT TRUCKS
	19 259	2	360	349	170	17,5				8x18	

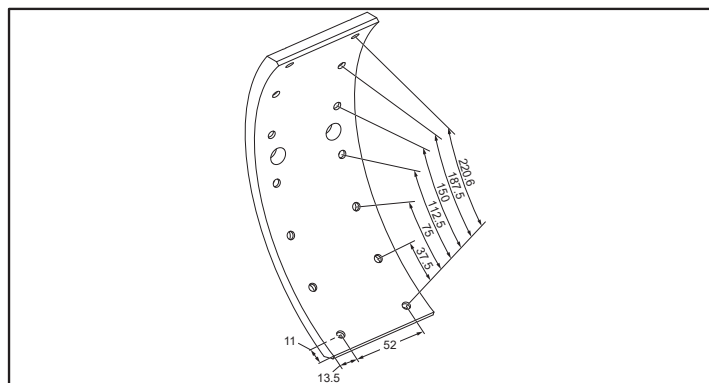
	WVA	#	Ø				!				
19256.0	19 256	4	419	208	178	18.3		112	93685	L10	BOVA, DAF, IRISBUS, NEOPLAN, TAM
	19 260	4	419	216	178	18.8				L10	
19262.0	19 262	6	410	201	180	19.8		112	8162080003	8x20	IVECO, PERROT BREMSSEN (WABCO), TATRA
	19 342	2	410	201	180	19.8				8x20	
19263.0	19 343	2	410	201	200	19.8		112	8162080003	8x20	IRISBUS, IVECO, PERROT BREMSSEN (WABCO), TATRA
	19 263	6	410	201	200	19.8				8x20	
19283.0	19 283	4	420	177	178	20.6		64	8102080005	8x15	GIGANT GROUP, KAISER, SAF
	19 284	4	420	183	178	20				8x15	
K19269.0	19 269	2	360	270	170	9,3		84	93683	L8	VOLVO
	19 272	2	360	353	170	12.8				L8	
19365.0	19 365	4	419	192	203	18.7		96	8102080026	8x18	TRAILOR
	19 366	4	419	189	203	19.3				8x18	
19365.0	19 365	4	419	192	203	18.7	Conical drilling / Rivet 6,35mm	96	93685	L10	BAJ et FOND, BENALU, CRANE FRUEHAUF, FODEN, FOX, FRUEHAUF/BENALU, GIGANT GROUP, KAISER, MERITOR, MERRIWORTH, SAF, SAMRO, SCAMMELL
	19 366	4	419	189	203	19.3				L10	
19369.0	19 369	4	419	189	218	18.7	Rivet 6,35mm	96	93685	L10	BATTAGLINO, BENALU, BROCKHOUSE, CARRIMORE, CASTERA, CODER, DORSEY, DYSON, FOX, FROMANT, FROMCO, FRUEHAUF/BENALU, HANDS, HIGHWAY, HOYNOR, LAG, MERITOR, MOSELEY, MURFIT, NORTHERN, PEAK, PITT, SAMRO, SCAMMELL, YORK TRAILERS
	19 370	4	419	192	218	19.3		96		L10	
19 369 18,70 90 6	19 369	4	419	194	219	18.7	Rivet 8mm	96	8102080026	8x18	MERITOR
	19 370	4	419	189	219	19.3				8x18	
19385.0	19 384	6	381	188	178	18.15		96	93684	L9	CRANE FRUEHAUF, FODEN, FORD, FRUEHAUF/BENALU, IRISBUS, IVECO, MERITOR, ROCKWELL, SEDDON ATKINSON, VAN HOOL, VOLVO
	19 385	2	381	188	178	18.15				L9	
19393.0	19 393	8	413	193	203	19,0		96	93687	L12	SCANIA, SISU
19396.0	19 396	8	300	141	150	13		64	8102080005	8x15	BPW
19397.0	19 397	8	300	141	200	13		64	8102080005	8x15	BPW
K19405.0	19 405	8	305	141	200	11,5		48	8103060007	6x15	GIGANT GROUP, KAISER
K19466.0	19 466	8	370	156	220	19,4		80	8162080002	8x18	MERCEDES-BENZ, NEOPLAN
19467.0	19 467	4	394	191	177	19		84	93687	L12	VOLVO
	19 468	4	394	146	177	19				L12	
19477.0	19 477	4	420	188	203	20.6		64	8102080005	8x15	GIGANT GROUP, KAISER, SAF
	19 478	4	420	192	203	20				8x15	
19480.0	19 479	4	367	169	180	20.6		64	8102080026	8x18	SAF
	19 480	4	367	167	180	20				8x18	
19494.0	19 494	8	410	175	163	17		64	8162080002	8x18	MERCEDES-BENZ, OPTARE, RENAULT TRUCKS, VAN HOOL
19495.0	19 495	8	410	177	183	17		64	8162080002	8x18	MAN, MCW, MERCEDES-BENZ, RENAULT TRUCKS, STEYR, VAN HOOL
19496.0	19 496	8	410	177	223	17		64	8162080002	8x18	MAN, MCW, MERCEDES-BENZ, STEYR
19490.0	19 490	4	367	169	200	20.6		64	8102080005	8x15	SAF
	19 491	4	367	167	200	20				8x15	
K19492.0	19 492	8	381	180	180	19.2		96	93684	L9	VOLVO
19503.0	19 503	4	360	316	170	16,0		72	8162080001	8x15	DAF, DENNIS, IVECO, PERROT BREMSSEN (WABCO)
19515.0	19 515	4	300	127	200	15.7		64	8102080026	8x18	KAISER, KING, LAG, SAF
	19 516	4	300	132	200	16.6				8x18	
19517.0	19 517	4	300	127	150	15.7		64	8102080026	8x18	SAF, TRAILOR
	19 518	4	300	131	150	16.6				8x18	
K19542.0	19 542	8	381	180	200	19.2		96	93684	L9	DAF, VOLVO
19553.0	19 553	6	410	180	200	20.4		96	8162080001	8x15	ERF, IVECO, LIAZ, MERITOR, ROCKWELL
	19 554	2	410	180	200	20.4				8x15	
19555.0	19 555	2	410	180	180	20.4		96	8162080001	8x15	IVECO, MERITOR, ROCKWELL
	19 556	6	410	180	180	20.4				8x15	
19076.0	19 558	4	410	210	180	16		64	8103100002	10x18	INBUS, PERROT BREMSSEN (WABCO), SAURER, SETRA
	19 559	4	410	207	180	16				10x18	
K19560.0	19 560	4	414	197	152	19		88	93685	L10	IRISBUS, VOLVO
	19 561	4	414	159	152	19				L10	
19562.0	19 562	4	394	190	203	19		84	93685	L10	CAETANO PSV, IRISBUS, VOLVO
	19 563	4	394	146	203	19				L10	
19 567 18,00 00 8	19 567	8	420	184	180	18		72	8162080002	8x18	IKARUS
19568.0	19 568	8	300	140	200	18		64	8102080026	8x18	KÄSSBOHRER
19573.0	19 573	8	300	144	150	18		64	8102080005	8x15	BPW

	WVA	#	Ø				!				
19574.0	19 574	8	300	144	200	18		64	8102080005	8x15	ACERBI, BAJ et FOND, BERTOJA, BPW, CARDI, KÄSSBOHRER, LECITRAILER, PIACENZA, ROLFO, TRABOSA, ZORZI
19579.0	19 579	4	410	214	163	18		72	8162080003	8x20	BOVA, IRISBUS, MAN, MERCEDES-BENZ, NEOPLAN, OPTARE, SANOS
	19 706	4	410	173	163	18				8x20	
19581.0	19 581	4	410	214	223	18		72	8162080003	8x20	BOVA, IRISBUS, MAN, MERCEDES-BENZ, NEOPLAN, OPTARE
	19 707	4	410	173	223	18				8x20	
19 602 18,00 00 6	19 602	4	500	197	200	18		72	8102080026	8x18	BPW
	19 603	4	500	244	200	18				8x18	
19604.0	19 604	4	311	126	190	14.8		80	93685	L10	CRANE FRUEHAUF, DYSON, FRUEHAUF/BENALU, GRANNING LYNX, MERITOR, MOSELEY, SAMRO, SCAMMELL
	19 605	4	311	158	190	16.1				L10	
19615.0	19 615	4	420	195	180	22.15		128	93684	L9	AUTOSAN, KAROSA
	19 616	4	420	195	180	21.45				L9	
K19618.0	19 617	4	419	210	203	18.5		160	93686	L11	DAF, LAG, OPTARE, VAN HOOL
	19 618	4	419	219	203	18.5				L11	
19620.0	19 620	2	325	210	150	12.5		64		5x12	DAF, IRISBUS, IVECO, RENAULT TRUCKS, VOLVO
	19 621	2	325	251	150	12.5				5x12	
K19622.0	19 622	4	394	354	152	12.7		64		K8	BEDFORD, DAF, IVECO, RENAULT TRUCKS, VOLVO
K19632.0	19 632	4	410	173	183	18.3		72	8162080002	8x18	SANOS
	19 633	4	410	217	183	18				8x18	
K19634.0	19 634	4	410	207	160	15.9		64	8103100002	10x18	KNOTT, PERROT BREMSEN (WABCO), SETRA
	19 635	4	410	207	160	15.9				10x18	
K19641.0	19 641	8	434	208	220	18		128	8103100003	10x20	TAM
K19642.0	19 642	4	409	165	160	13,75		56	8103100003	10x20	TAM
	19 643	4	409	215	160	13,75				10x20	
K19643.0	19 643	8	409	215	160	13,75		64	8103100003	10x20	TAM
K19644.0	19 644	8	420	204	200	17.8		80	8102080026	8x18	GORICA
K19647.0	19 647	8	413	193	254	19,0		96	93687	L12	SCANIA
19648.0	19 648	8	420	186	160	16,0		64	8162080001	8x15	TATRA
19657.0	19 463	4	414	374	175	13,5		72	8162080002	8x18	AUTOSAN, IRISBUS, RENAULT TRUCKS
19 676 10,00 60 4	19 676	4	300	265	200	10,0		56	8102080026	8x18	GORICA
19 677 17,80 00 8	19 677	8	420	204	200	17.8		80			ITAS
19687.1	19 687	8	500	253	160	17.8		64	8103100002	10x18	KESSLER, KNOTT, PERROT BREMSEN (WABCO)
19690.0	19 690	8	500	253	180	17.8		64	8103100002	10x18	KESSLER, KNOTT, PERROT BREMSEN (WABCO)
19694.0	19 694	8	420	197	180	12,5		128	8162080003	8x20	IVECO
K19700.0	19 700	8	335	156	210	14,5		128	93684	L9	PIACENZA, YORK TRAILERS
19708.0	19 708	6	360	174	183	16.25		96	8162080001	8x15	MAN, OPTARE
	19 867	2	360	174	183	16.25	with w.i.hole	24		8x15	
19 713 17,00 00 8	19 713	8	410	175	163	17		64	8162080002	8x18	MAN
19174.0	19 556	4	410	180	180	20.4		96	8162080001	8x15	IVECO, MERITOR, ROCKWELL
	19 714	2	410	196	180	22.2				8x15	
	19 715	2	410	196	180	21.9				8x15	
19972.0	19 553	4	410	180	200	20.4		96	8162080001	8x15	ERF, IVECO, MERITOR, ROCKWELL
	19 716	2	410	196	200	22.2				8x15	
	19 717	2	410	196	200	21.9				8x15	
K19722.0	19 722	4	420	195	180	21.4		128	93685	L10	IKARUS
	19 727	4	420	195	180	20.8				L10	
K19723.0	19 723	8	410	178	180	18.2	Old version 8 holes	64	8103100002	10x18	KESSLER, KNOTT, PERROT BREMSEN (WABCO)
K19743.0	19 712	4	410	208	220	16.1		96	8103100002	10x18	PERROT BREMSEN (WABCO), SETRA, VAN HOOL
	19 755	4	410	211	220	16				10x18	
19004.2	19 712	4	410	208	220	18.1		96	8103100002	10x18	IRISBUS, MENARINI, NEOPLAN, PERROT BREMSEN (WABCO), SETRA, VAN HOOL
	19 755	4	410	211	220	18				10x18	
K19756.0	19 756	4	300	312	160	12		48			BARTOLETTI
19758.0	19 758	4	360	174	170	14.8		112	93683	L8	VOLVO
	19 759	4	360	174	170	9.7				L8	
19760.0	19 760	4	305	144	150	15.9		48	8102080026	8x18	CASTERA
	19 761	4	305	140	150	15.8				8x18	
19762.0	19 762	4	305	143	200	15.9		64	8102080026	8x18	CASTERA, GIGANT GROUP, KAISER, LOHR, NICOLAS
	19 763	4	305	141	200	15.8				8x18	
19 779 19,00 00 8	19 779	8	420	203	205	19		120	8162080003	8x20	ADIGE
K19783.0	19 783	4	311	148	178	14.6		96	93684	L9	CARRIMORE, DYSON, HOYNOR, KING, MERITOR, VOLVO, YORK TRAILERS
	19 784	4	311	146	178	14.3				L9	
K19795.0	19 795	8	300	141	180	14		64	8102080026	8x18	COMETTO

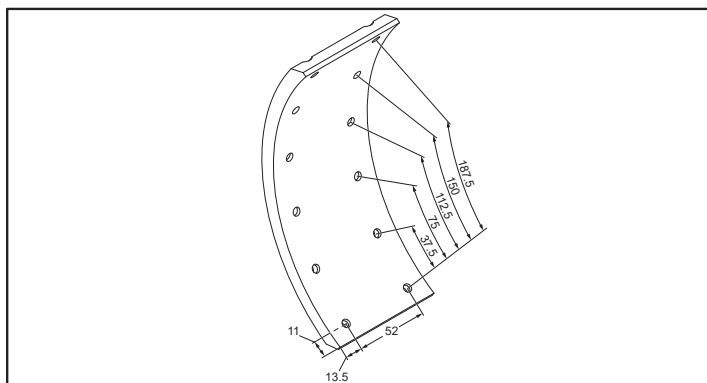
	WVA	#	Ø				!				
19799.0	19 799	4	394	146	254	19		84	93685	L10	CAETANO PSV, IRISBUS, VOLVO
	19 800	4	394	190	254	19				L10	
19801.0	19 801	4	430	207	200	17.75		96	8162080003	8x20	BARTOLETTI
	19 802	4	430	207	200	17.5				8x20	
K19821.0	19 821	2	325	288	160	12,0		52	8103060007	6x15	IVECO, PERROT BREMSSEN (WABCO), STEYR
	19 822	2	325	249	160	12,0				6x15	
19823.0	19 823	2	410	202	200	18.9		96	8103100003	10x20	IRISBUS, VAN HOOL, VOLVO
	19 786	6	410	202	200	18.9				10x20	
K19823.9	19 786	8	410	202	200	18		96	8103100003	10x20	TAM
19838.0	19 824	6	410	202	220	18.4		112	8103100002	10x18	IRISBUS, PERROT BREMSSEN (WABCO), VOLVO
	19 838	2	410	202	220	18.4				10x18	
19 825 18,00 00 8	19 825	8	420	202	220	18		80	8102080026	8x18	BPW
19506.0	19 844	4	360	130	160	13.5		56	8162080001	8x15	MERCEDES-BENZ
	19 506	4	360	172	160	13.4				8x15	
19506.3	19 844	4	364	131	160	15.5		56	8162080001	8x15	MERCEDES-BENZ
	19 506	4	364	172	160	15.4				8x15	
19699.0	19 699	2	410	192	220	17.55		96	8103100002	10x18	DENNIS, MERCEDES-BENZ, NEOPLAN, PERROT BREMSSEN (WABCO), SETRA, VAN HOOL
	19 847	2	410	192	220	17.55				10x18	
	19 848	4	410	192	220	17.45				10x18	
19 849 17,55 00 6	19 849	4	410	192	160	17.55		64	8103100002	10x18	MENARINI, NEOPLAN, PERROT BREMSSEN (WABCO), SETRA
	19 850	4	410	192	160	17.45				10x18	
19862.0	19 608	4	311	141	203	18.4		80	8102050013	5x15	ACERBI, BENALU, CRANE FRUEHAUF, FRUEHAUF/BENALU, GIGANT GROUP
	19 609	4	311	136	203	19.3				5x15	
K19877.0	19 877	4	410	162	160	17.3		104	8103060007	6x15	PEGASO, SEDDON ATKINSON
	19 878	4	410	160	160	16.2				6x15	
19879.0	19 879	4	410	162	200	17.3		104	8103060007	6x15	ILASA-TMM, PEGASO, SEDDON ATKINSON
	19 881	4	410	162	200	16.5				6x15	
K19885.0	19 885	4	394	190	240	19		84	93687	L12	VOLVO
	19 886	4	394	146	240	19				L12	
K19887.0	19 887	8	394	178	178	19.3		128	93683	L8	FORD
K19888.0	19 888	4	420	177	175	18.5		96	93686	L11	DAF
	19 889	4	420	179	175	19.1				L11	
19890.0	19 890	4	420	177	200	18.5		128	93685	L10	BOVA, DAF
	19 891	4	420	179	200	19.1				L10	
19892.0	19 892	4	355	157	200	18		80	8102080026	8x18	GIGANT GROUP, SAF
	19 893	4	355	168	200	18.8				8x18	
19896.0	19 896	8	419	196	178	18,0		112	93683	L8	IKARUS
19900.0	19 900	4	420	177	150	19.1		64	93686	L11	DAF, OPTARE
	19 901	4	420	179	150	18.5				L11	
19902.0	19 902	4	360	159	200	17.8		72	8102080005	8x15	BPW, GORICA
	19 903	4	360	188	200	17.8				8x15	
19908.0	19 908	4	350	149	200	18.1		80	93685	L10	MERITOR, SAMRO, ZORZI
	19 909	4	350	151	200	18.8				L10	
19 911 18,80 60 6	19 617	4	419	210	203	18.5		144	93685	L10	DAF
	19 911	4	419	176	203	18.8				L10	
19912.0	19 912	4	355	157	150	18	Rivet 5mm	80		5x18	TRAILOR
	19 913	4	355	157	150	18.8				5x18	
19912.0	19 912	4	355	157	150	18		80	8102080026	8x18	GIGANT GROUP, LOHR, SAF, TRAILOR
	19 913	4	355	168	150	18.8	Rivet 8mm			8x18	
19918.0	19 225	4	360	318	170	14,0		72	8162080002	8x18	DENNIS, IVECO, NEOPLAN, PERROT BREMSSEN (WABCO)
K19919.0	19 919	4	414	371	150	13,0		72	8162080002	8x18	RENAULT TRUCKS
K19921.0	19 921	8	394	191	200	19.3		128	93683	L8	AWD, DAF, FORD
K19922.0	19 922	8	394	187	203	17.4		96	93685	L10	CAETANO PSV, DENNIS, ERF, STEYR
19923.0	19 923	4	360	351	170	16.5		88	93683	L8	DAF
K19928.0	19 928	8	360	167	170	19.7		96	93683	L8	ROCKWELL, SOR, STEYR
19931.0	19 931	4	413	235	178	19,0		64	93280	6,65x18	SCANIA
19932.0	19 932	4	413	235	203	19,0		64	93280	6,65x18	SCANIA
19933.0	19 933	4	413	235	254	19,0		64	93280	6,65x18	SCANIA
19934.0	19 934	8	414	187	150	18,5		64	8162080002	8x18	RENAULT TRUCKS
19935.0	19 935	8	414	187	175	18,5		64	8162080002	8x18	IRISBUS, RENAULT TRUCKS
19941.0	19 941	8	410	176	150	18.3	(96 x L8=5mm Platform, 80 x L10=8mm Platform)	80/96	93683/93685	L8/L10	VOLVO

	WVA	#	Ø				!				
									#		
K19946.0	19 946	4	410	192	180	18.2		64	8103100002	10x18	PERROT BREMSEN (WABCO), VAN HOOL
	19 947	4	410	193	180	18.7				10x18	
19952.0	19 952	4	360	187	160	17.8		72	8102080005	8x15	BPW
	19 953	4	360	158	160	17.8				8x15	
19967.0	19 967	4	300	132	200	16,3		96	8102050013	5x15	BPW, TRAILOR
	19 968	4	300	129	200	15,4				5x15	
55 173 08,00 60 4	55 173	4	310	307	80	8,0		64	8103060007	6x15	PEITZ
57 248 11,00 00 4	57 248	4	300	248	135	11	18.5mm counter bore Ø	40			A.D.R. , GKN FAD Axles
57 250 11,00 00 4	57 250	4	300	246.6	135	11	16.5mm counter bore Ø	40			A.D.R. , GKN FAD Axles
57 251 11,00 00 4	57 251	4	300	248.5	100	11		40			A.D.R. , GKN FAD Axles
59 335 11,00 66 4	59 335	4	300	286	160	11		48			A.D.R. , GKN FAD Axles
59 338 11,00 00 4	59 338	4	300	286	150	11		64			A.D.R. , GKN FAD Axles
K59082.0	59 082	4	300	285	179	9		32			COMETTO

15030.0 (15030 + 15742)

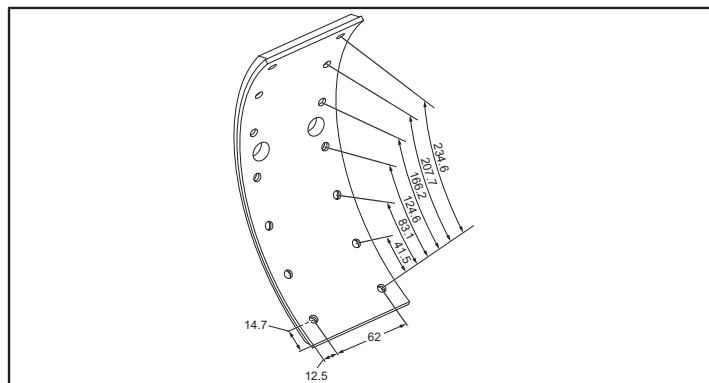


WVA	∅ mm	 mm	 mm	< mm	> mm	
15030	270	242.5	79.5	7.9	7.9	



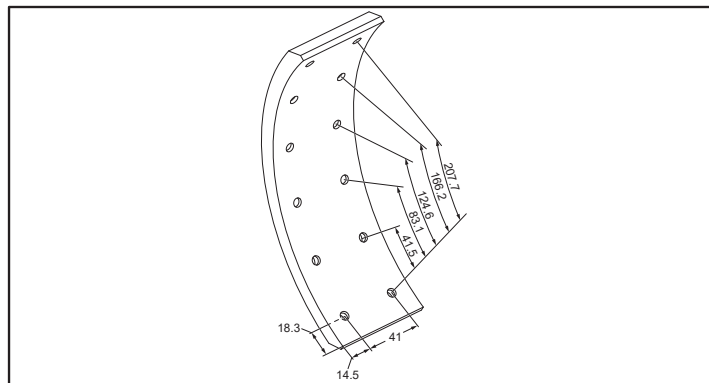
WVA	∅ mm	 mm	 mm	< mm	> mm	
15742	270	209.5	79.5	7.9	7.9	

15059.0 (15059)

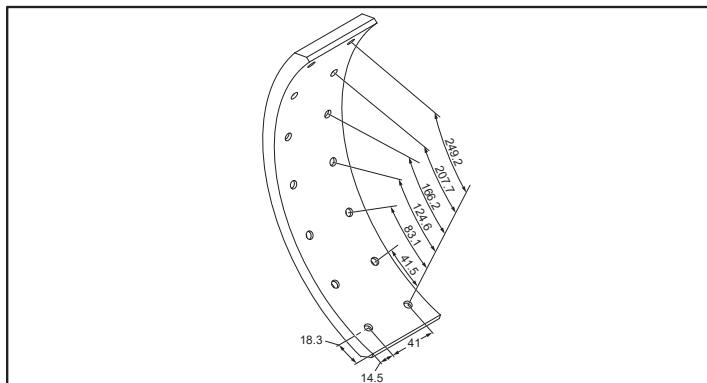


WVA	∅ mm	 mm	 mm	< mm	> mm	
15059	300	264	87.5	9.2	9.2	

15349.9 (15349 + 15350)

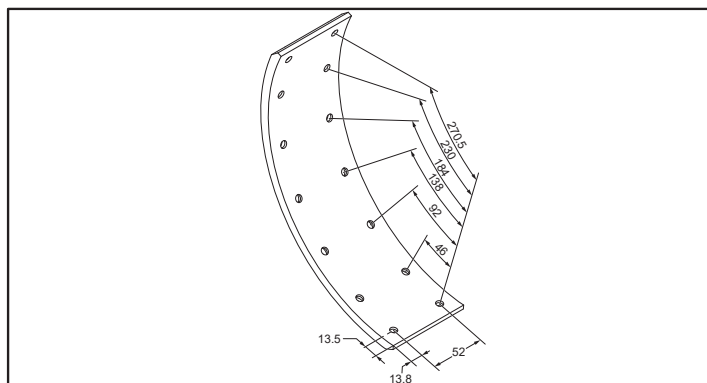


WVA	∅ mm	 mm	 mm	< mm	> mm	
15349	300	244.5	70	8.9	8.9	

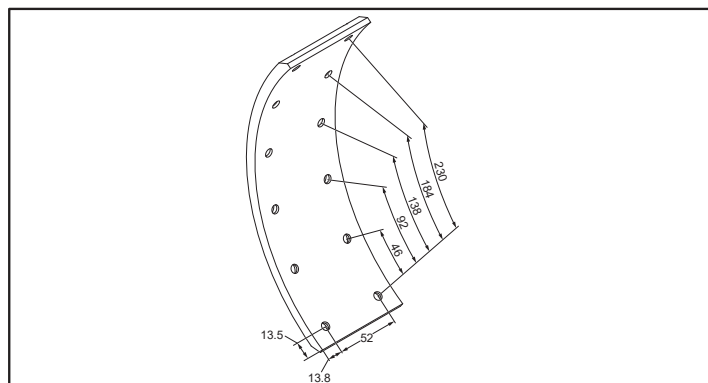


WVA	∅ mm	 mm	 mm	< mm	> mm	
15350	300	286	70	8.9	8.9	

15732.0 (15732 + 15733)

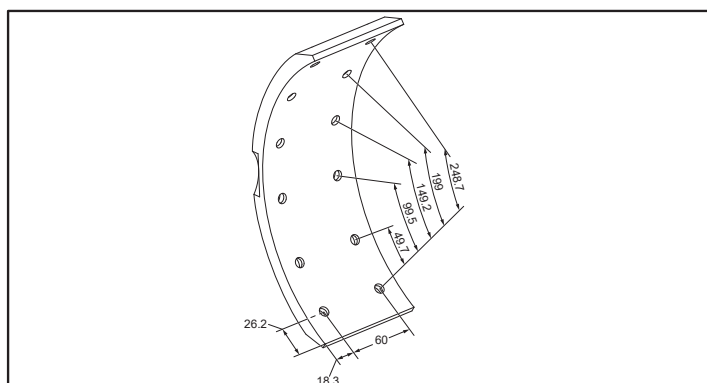


WVA	∅ mm	 mm	 mm	< mm	> mm	
15732	325	297.5	79.5	7	7	

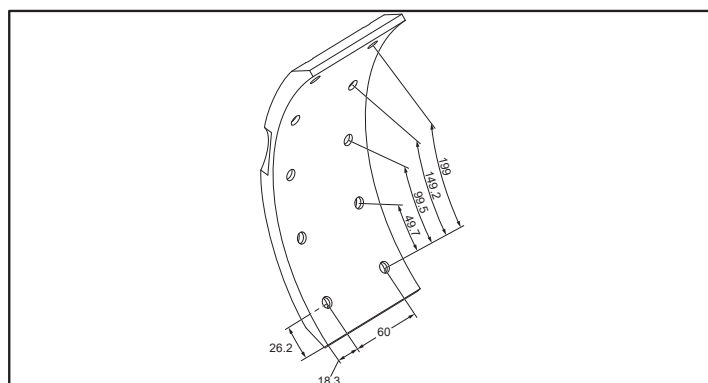


WVA	∅ mm	 mm	 mm	< mm	> mm	
15733	325	257	79.5	7	7	

15817.0 (15817 + 15823)

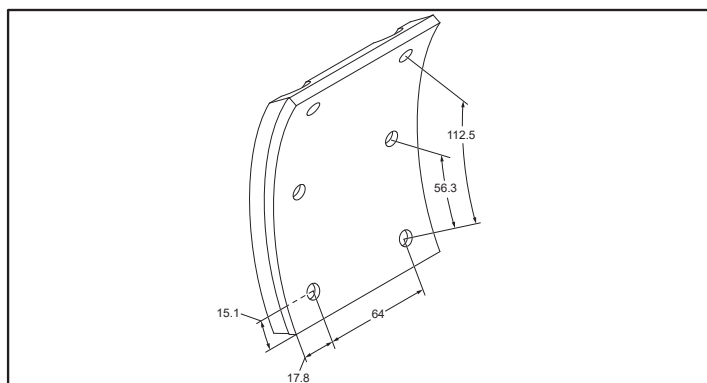


WVA	∅ mm	 mm	 mm	< mm	> mm	
15817	325	300.5	96.5	11.7	11.7	



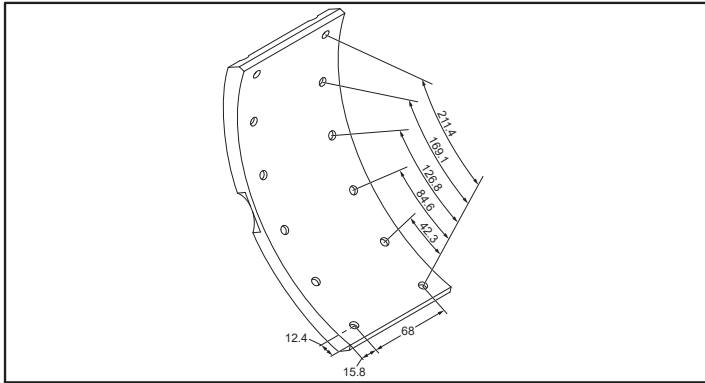
WVA	∅ mm	 mm	 mm	< mm	> mm	
15823	325	250.5	96.5	11.7	11.7	

15879.0 (15879)

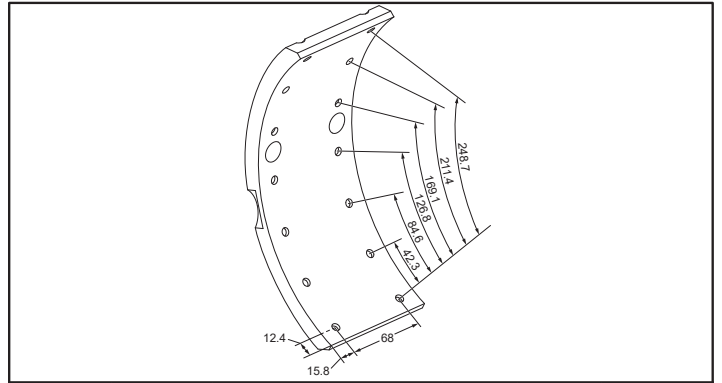


WVA	∅ mm	 mm	 mm	< mm	> mm	
15879	325	142	99.5	12.6	16.3	

17096.0 (17313 + 17318)

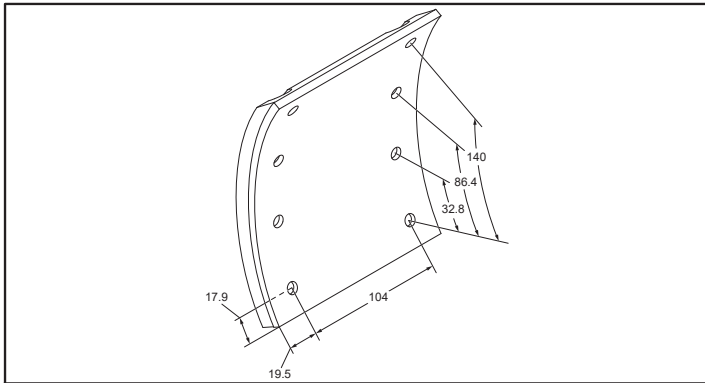


WVA	∅ mm	 mm	 mm	< mm	> mm	
17313	310	236.5	99.5	12.8	12.8	



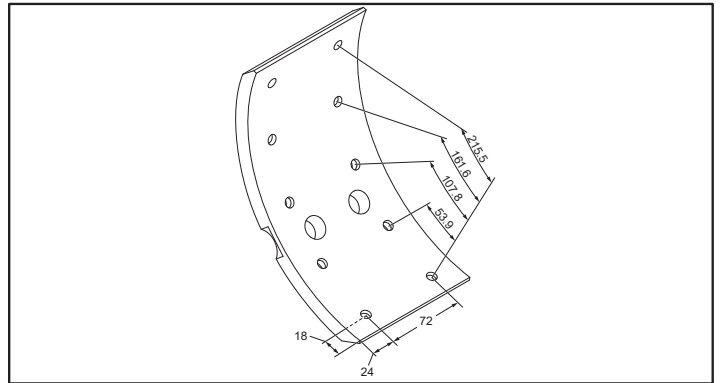
WVA	∅ mm	 mm	 mm	< mm	> mm	
17318	310	273.5	99.5	12.8	12.8	

17244.0 (17017)



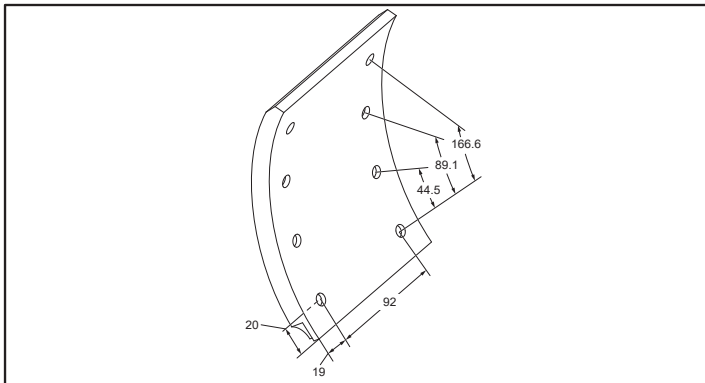
WVA	∅ mm	 mm	 mm	< mm	> mm	
17017	360	174.5	143	12.2	15.8	

17280.3 (17280)

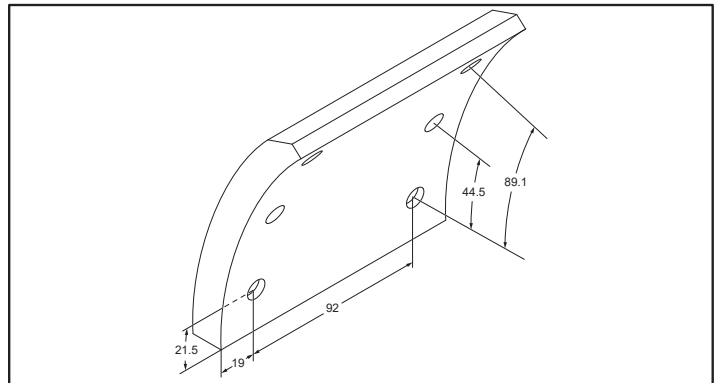


WVA	∅ mm	 mm	 mm	< mm	> mm	
17280	308	259	120	10.2	12.5	

17290.0 (17949 + 17950)

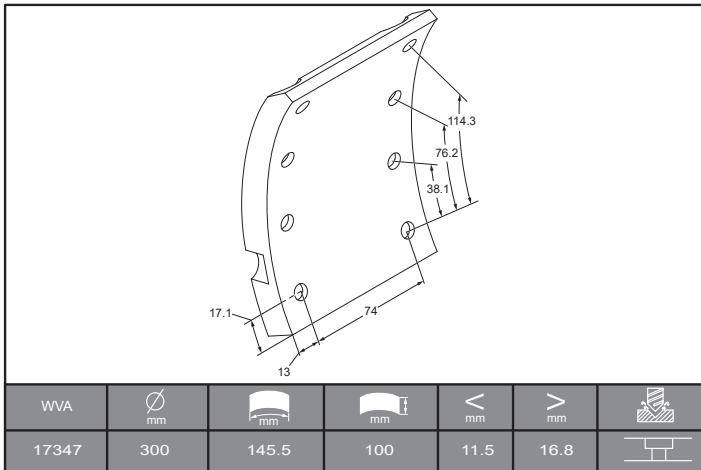


WVA	∅ mm	 mm	 mm	< mm	> mm	
17949	360	173.5	130	8.8	13.1	

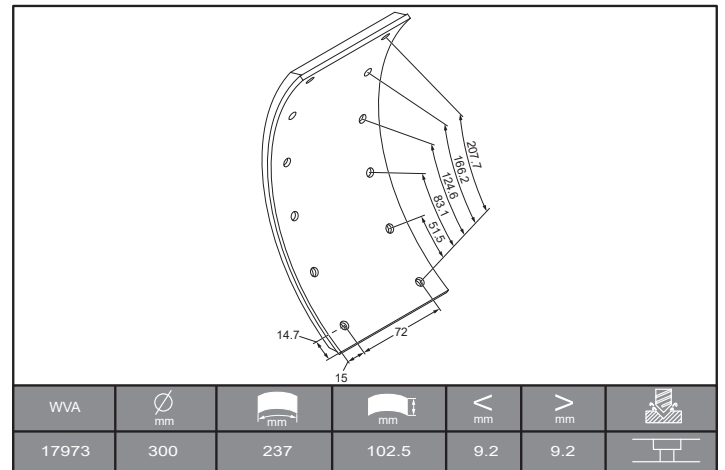
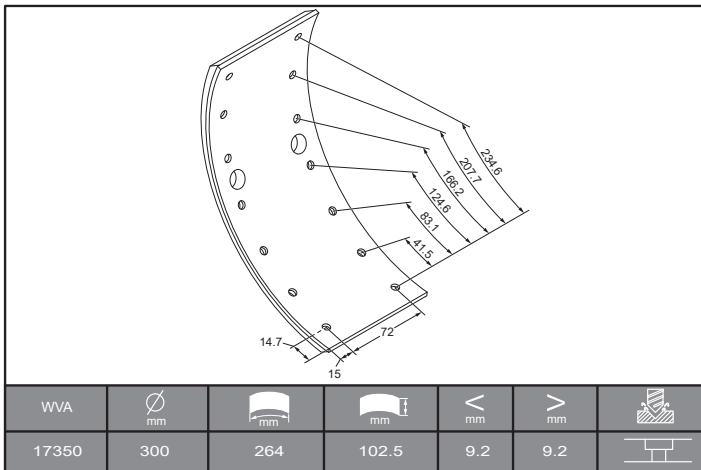


WVA	∅ mm	 mm	 mm	< mm	> mm	
17950	360	130.5	130	11.8	13.4	

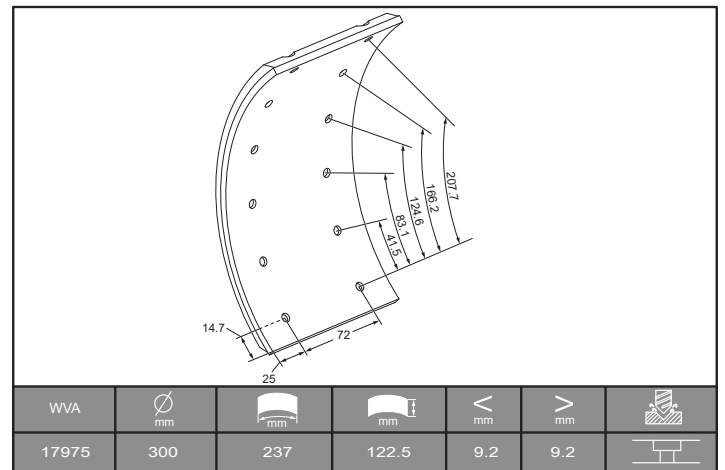
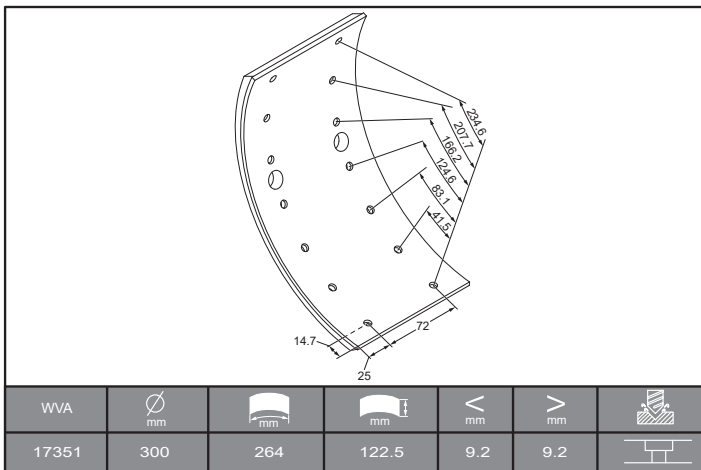
17347.0 (17347)



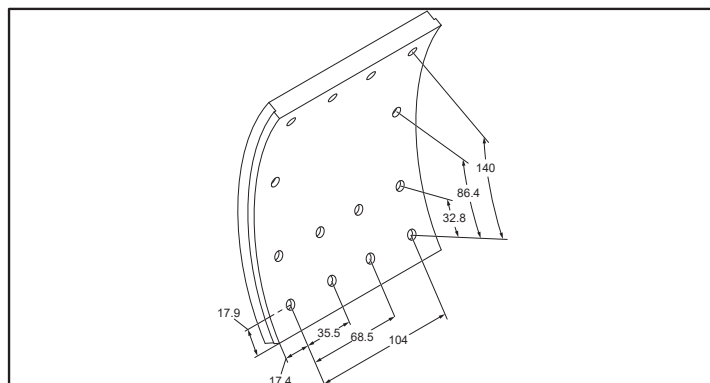
17350.0 (17350 +17973)



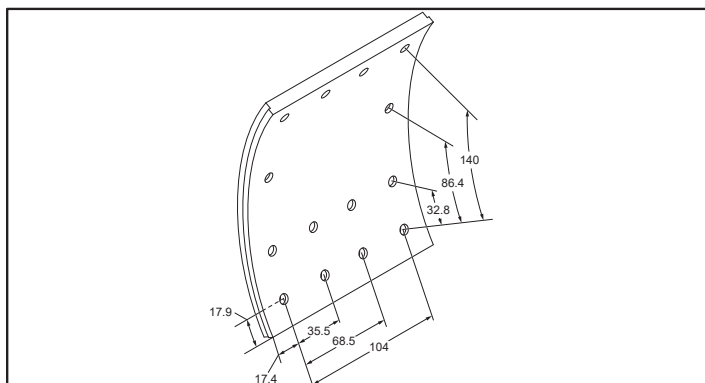
17351.0 (17351 +17975)



17357.0 (17357 + 17358)

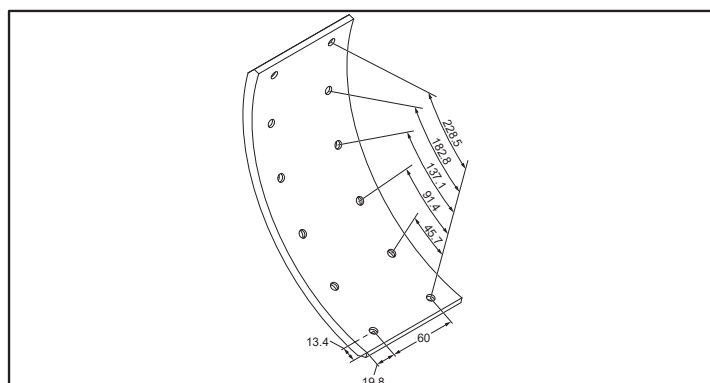


WVA	∅ mm	 mm	 mm	< mm	> mm	
17357	360	174.5	138.5	12.1	14.8	

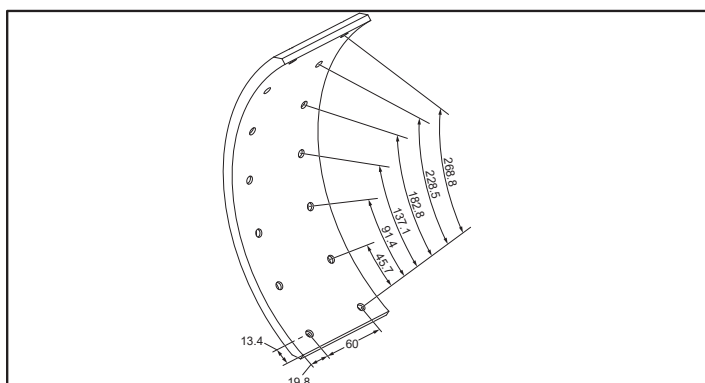


WVA	∅ mm	 mm	 mm	< mm	> mm	
17358	360	174.5	138.5	8.3	9.7	

17408.0 (17408 + 17793)

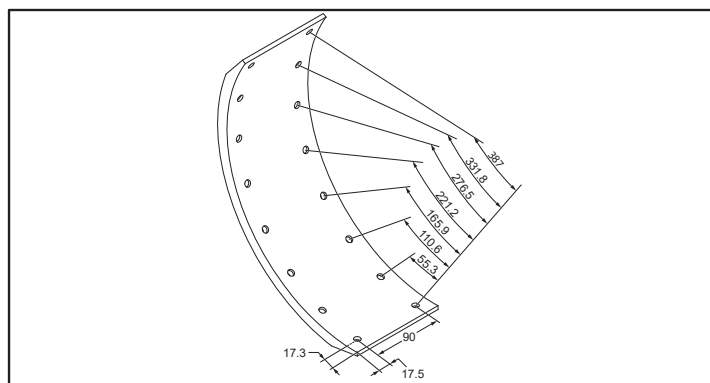


WVA	∅ mm	 mm	 mm	< mm	> mm	
17408	325	255.5	99.5	8	8	



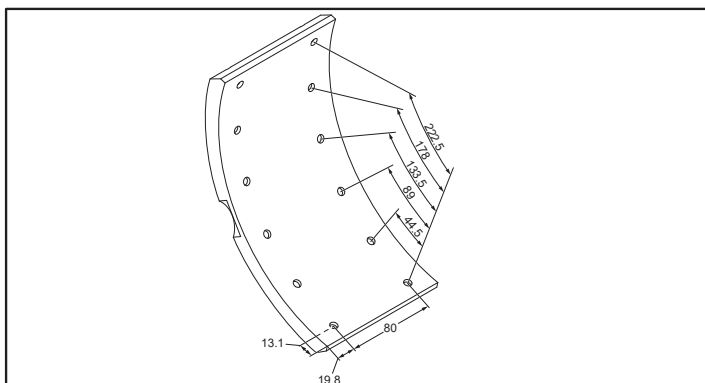
WVA	∅ mm	 mm	 mm	< mm	> mm	
17793	325	295.5	99.5	8	8	


17481.0 (17481)

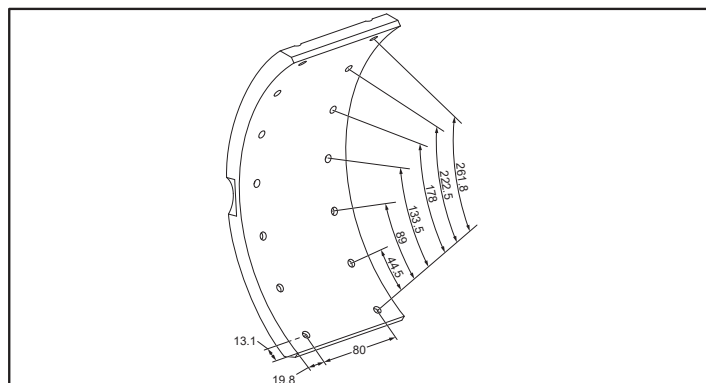


WVA	∅ mm	 mm	 mm	< mm	> mm	
17481	420	421.5	125	12.3	12.3	

17635.0 (17635 + 17636)

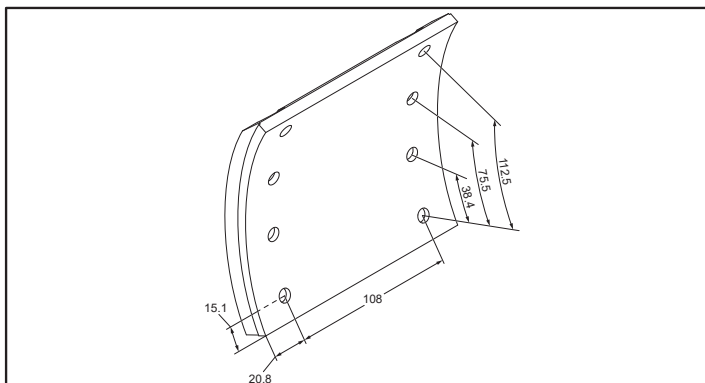






WVA	∅ mm	 mm	 mm	< mm	> mm	
17635	325	248.5	119.5	11.9	11.9	



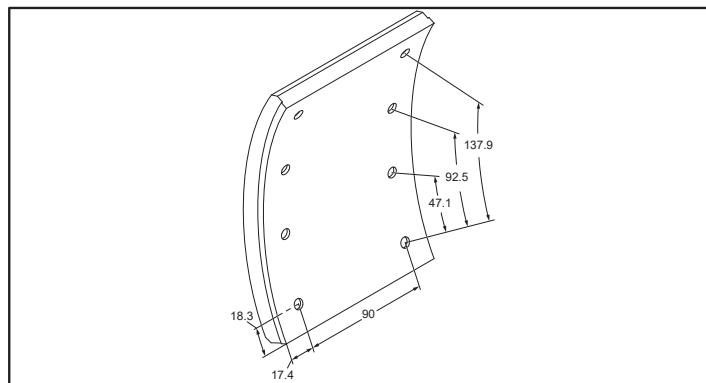
WVA	∅ mm	 mm	 mm	< mm	> mm	
17636	325	288	119.5	11.9	11.9	

17988.0 (17988)



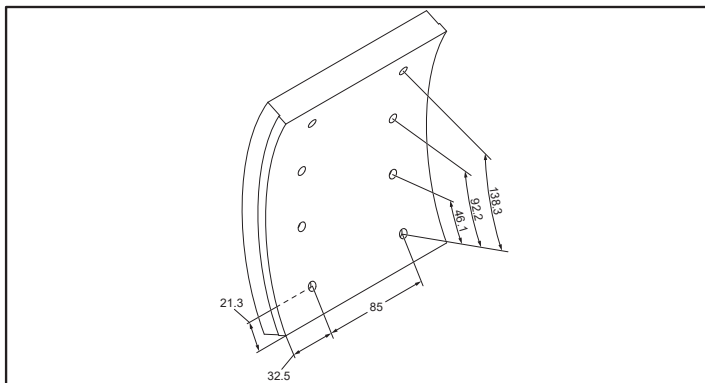
WVA	∅ mm	 mm	 mm	< mm	> mm	
17988	325	142	149.5	12.6	16.3	

17992.0 (17992)

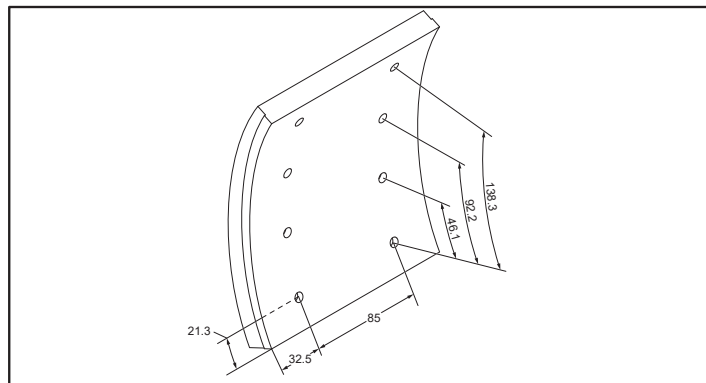






WVA	∅ mm	 mm	 mm	< mm	> mm	
17992	410	178	124.5	13.2	17.8	

19010.0 (19010 + 19011)

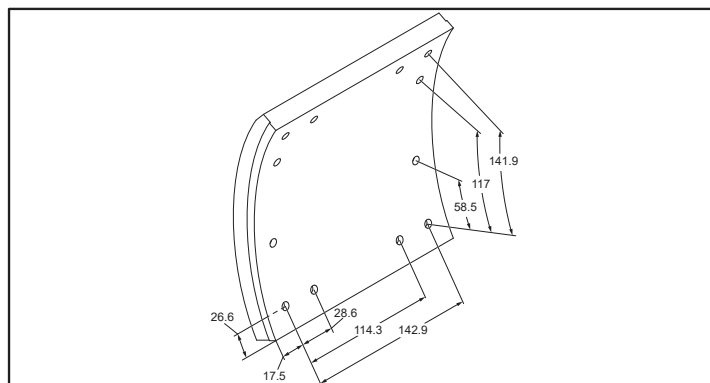


WVA	∅ mm	 mm	 mm	< mm	> mm	
19010	420	176.5	150	17.8	20.6	

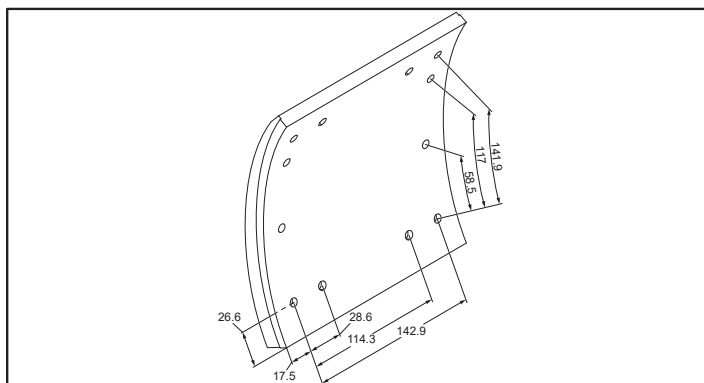


WVA	∅ mm	 mm	 mm	< mm	> mm	
19011	420	180	150	13.3	19.9	

19030.0 (19030 + 19033)

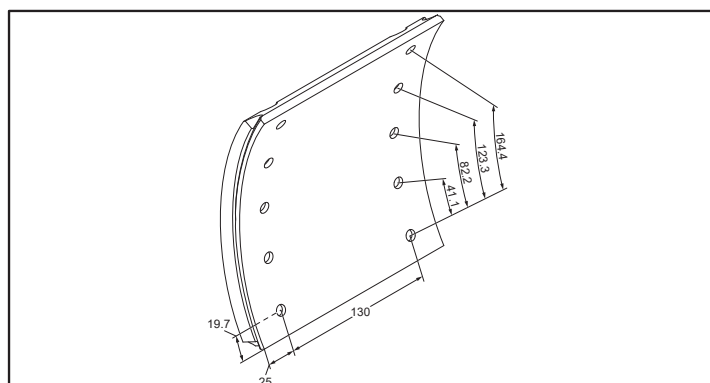


WVA	∅ mm	 mm	 mm	 mm	 mm	
19030	419	189	178	17.3	21.6	



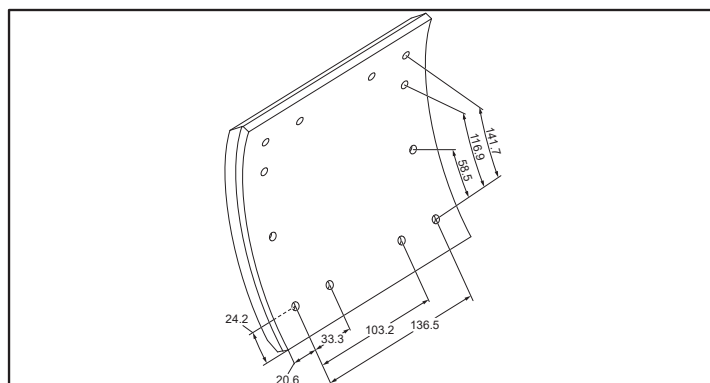
WVA	∅ mm	 mm	 mm	 mm	 mm	
19033	419	194.5	178	12.3	20.9	

19032.0 (19032)

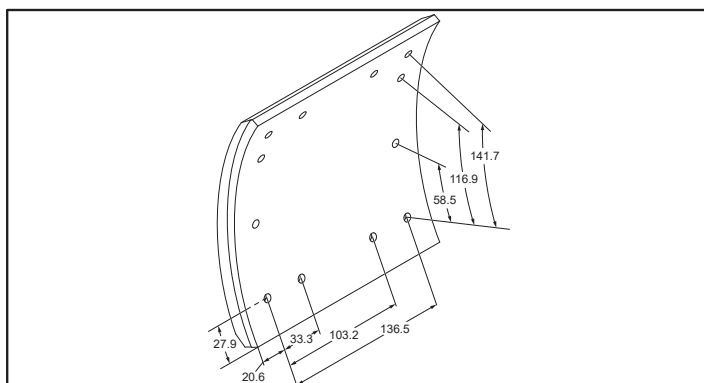


WVA	∅ mm	 mm	 mm	 mm	 mm	
19032	420	203.5	180	11.1	16.8	

19036.0 (19036 + 19037)

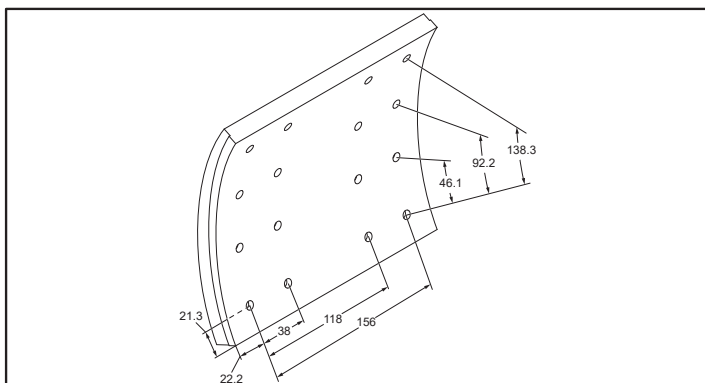


WVA	∅ mm	 mm	 mm	 mm	 mm	
19036	419	189	178	15.4	18.5	

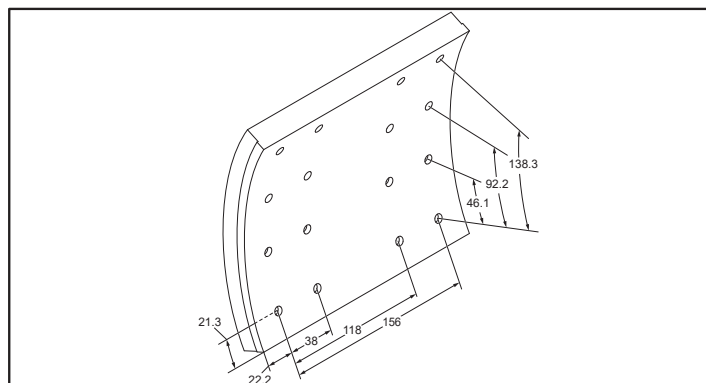


WVA	∅ mm	 mm	 mm	 mm	 mm	
19037	419	194.5	178	11	17.9	

19063.0 (19063 + 19064)

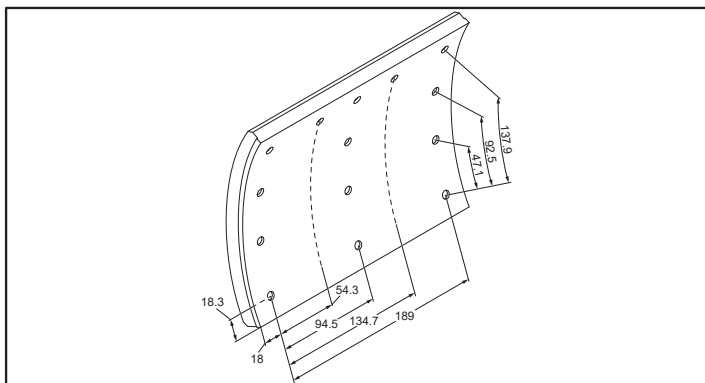


WVA	∅ mm	mm	mm	< mm	> mm	
19063	420	180	200.5	13.3	19.9	



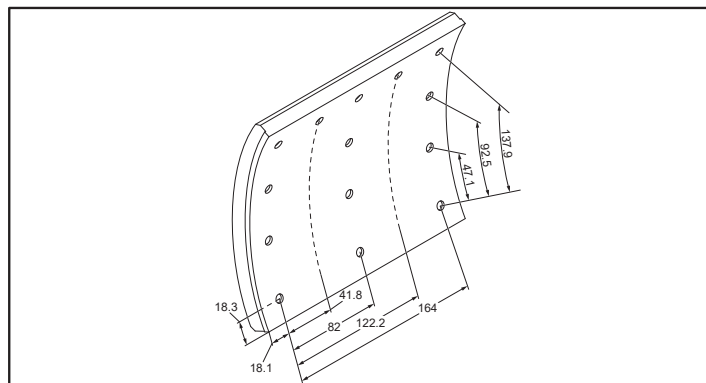
WVA	∅ mm	mm	mm	< mm	> mm	
19064	420	176.5	200.5	17.8	20.6	

19068.0 (19068)



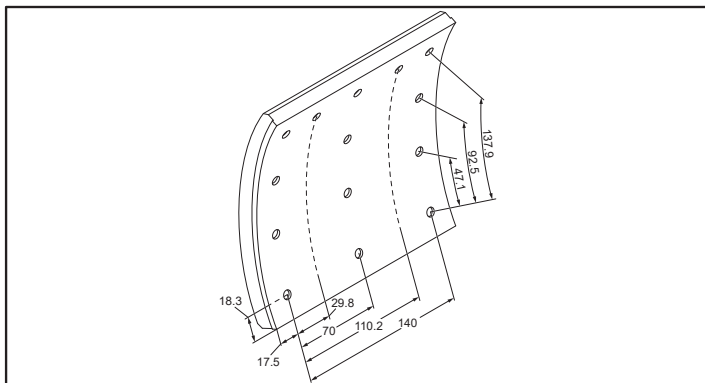
WVA	∅ mm	mm	mm	< mm	> mm	
19068	410	177	225	13.3	17.8	

19071.0 (19071)



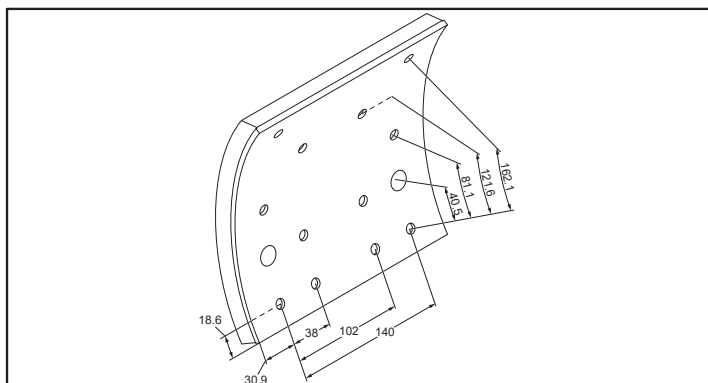
WVA	∅ mm	mm	mm	< mm	> mm	
19071	410	178	200	13.3	17.8	

19090.0 (19090)

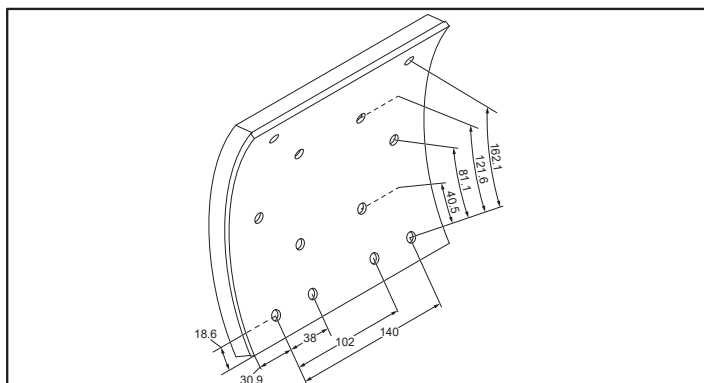


WVA	∅ mm	mm	mm	< mm	> mm	
19090	410	177	175	13.3	17.8	

19091.1 (19091 + 19098)

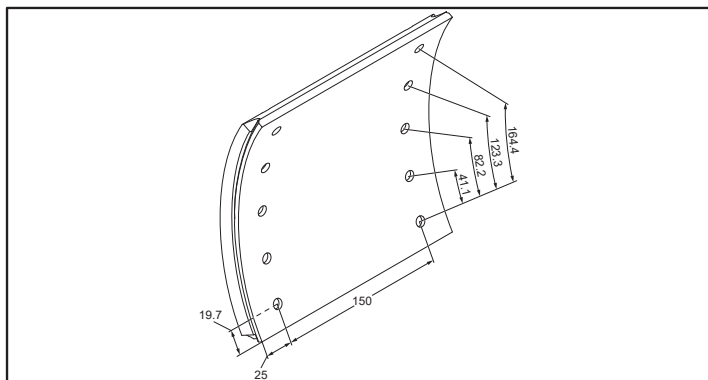


WVA	∅ mm	 mm	 mm	 mm	 mm	
19091	410	204.5	202	17	21.7	



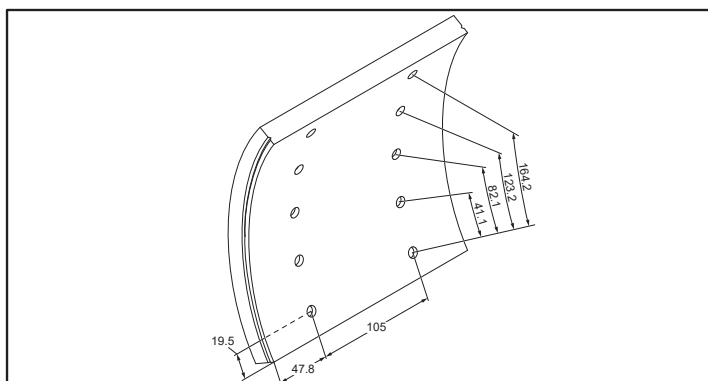
WVA	∅ mm	 mm	 mm	 mm	 mm	
19098	410	204.5	202	17	21.7	

19094.0 (19094)

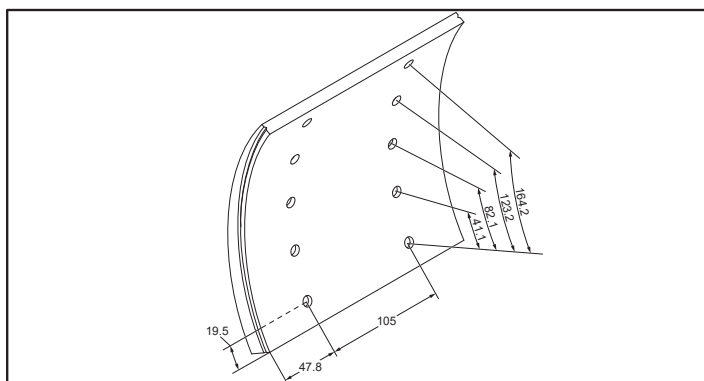


WVA	∅ mm	 mm	 mm	 mm	 mm	
19094	420	203.5	200	11.1	16.8	

19160.0 (19166 + 19167)

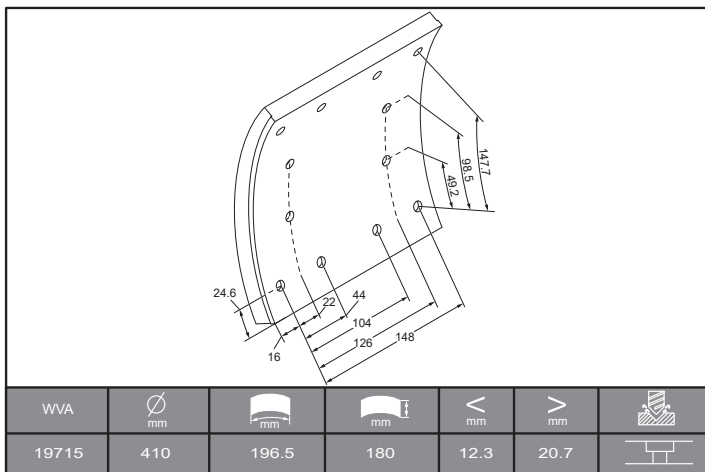
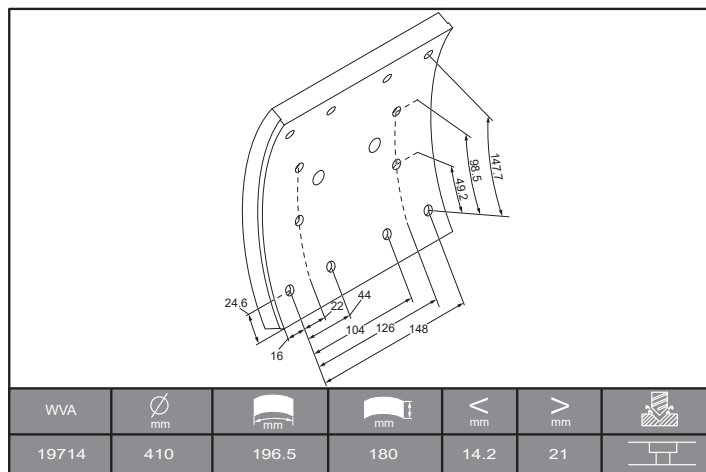
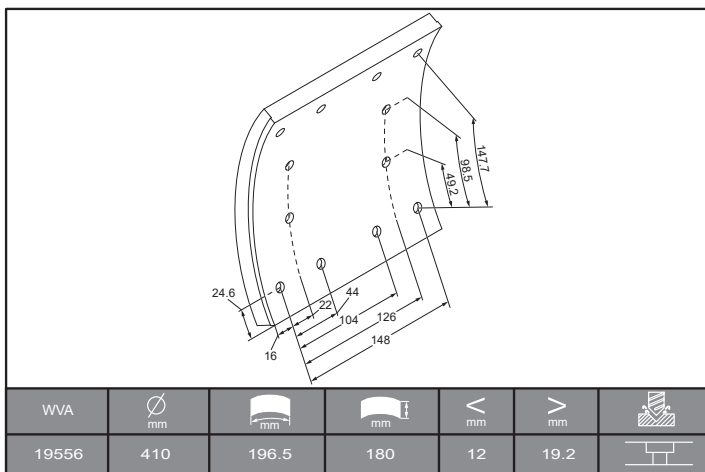


WVA	∅ mm	 mm	 mm	 mm	 mm	
19166	400	204.5	200.5	14.8	18.9	

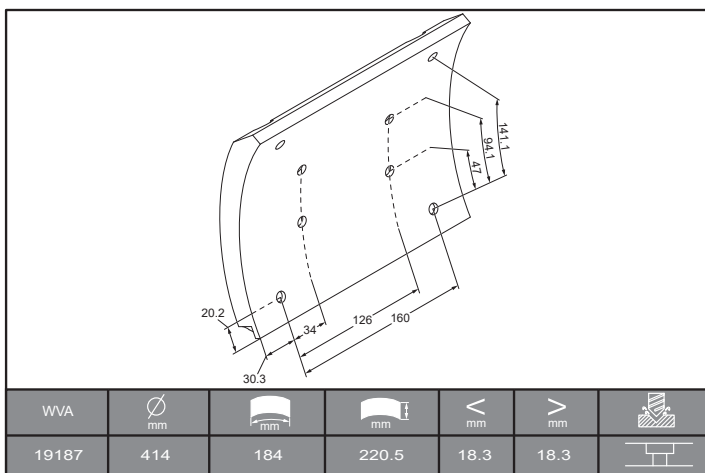


WVA	∅ mm	 mm	 mm	 mm	 mm	
19167	400	204.5	200.5	7	18.2	

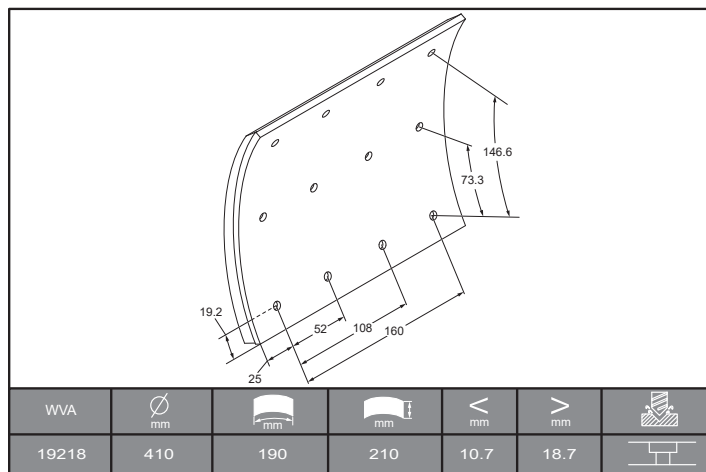
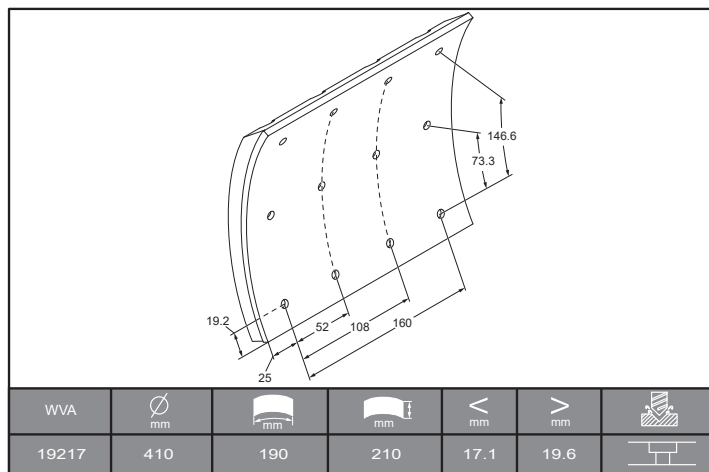
19174.0 (19556 + 19714 + 19715)



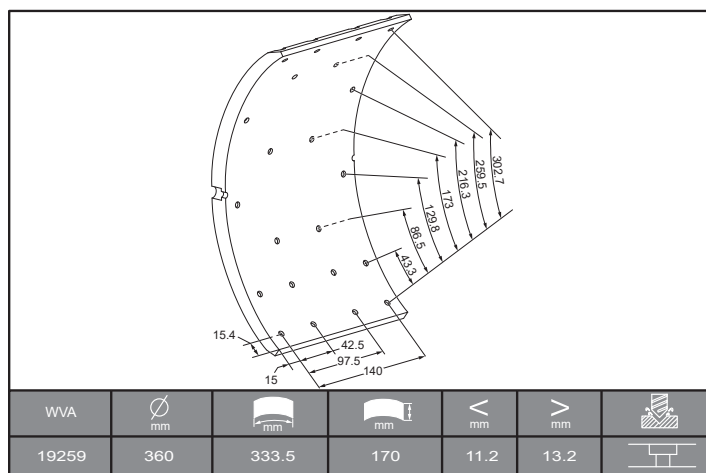
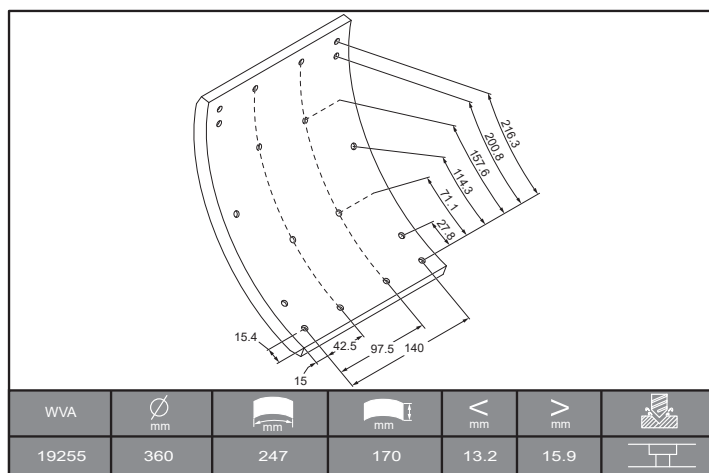
19187.0 (19187)



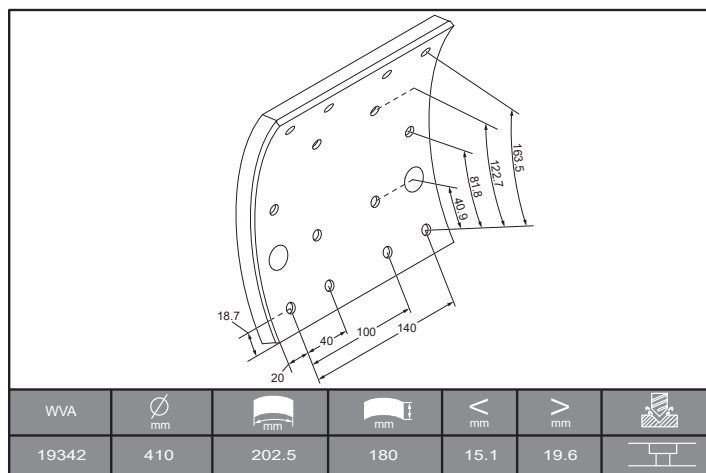
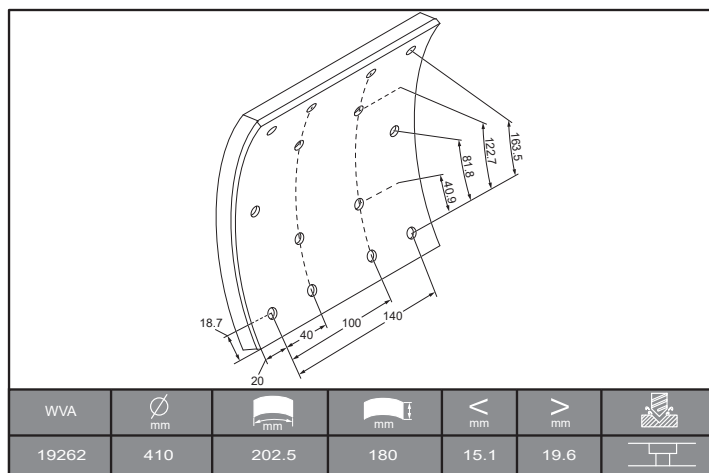
19217.0 (19217 + 19218)



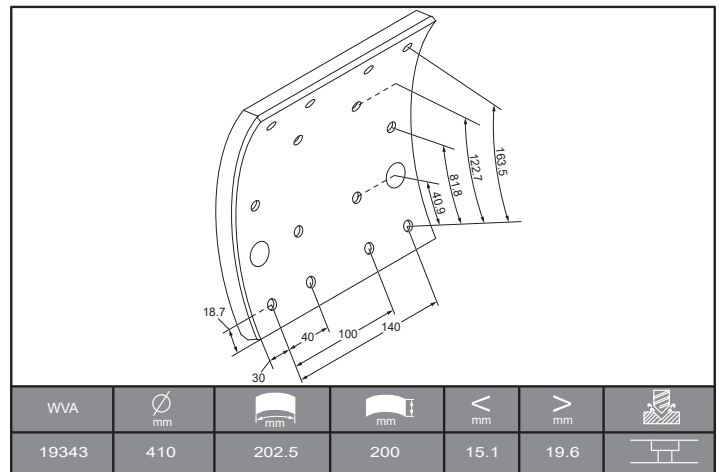
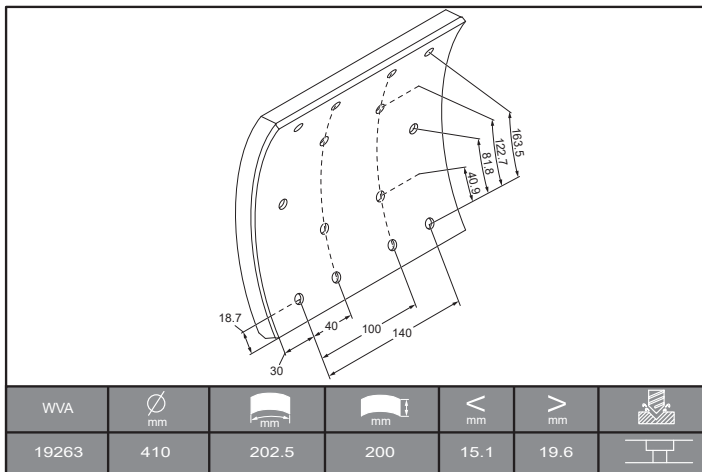
19255.0 (19255 + 19259)



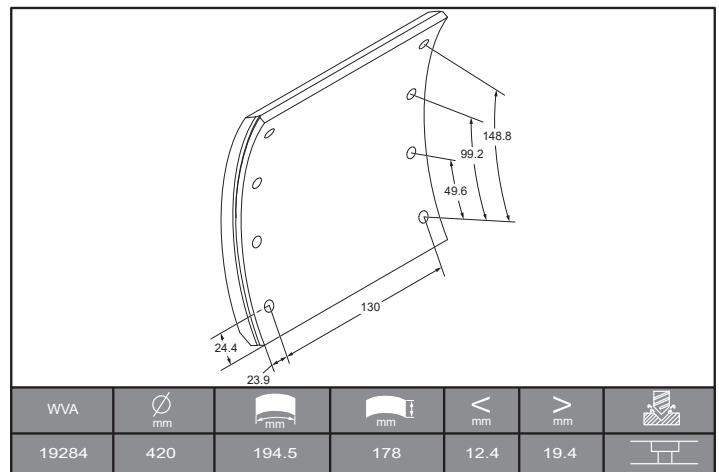
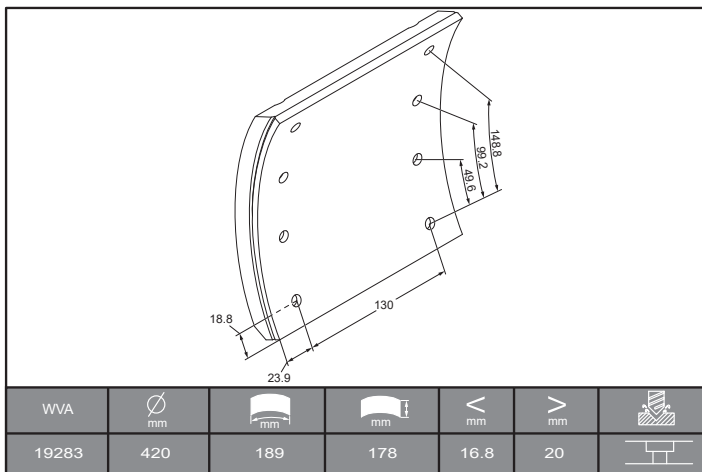
19262.0 (19262 + 19342)



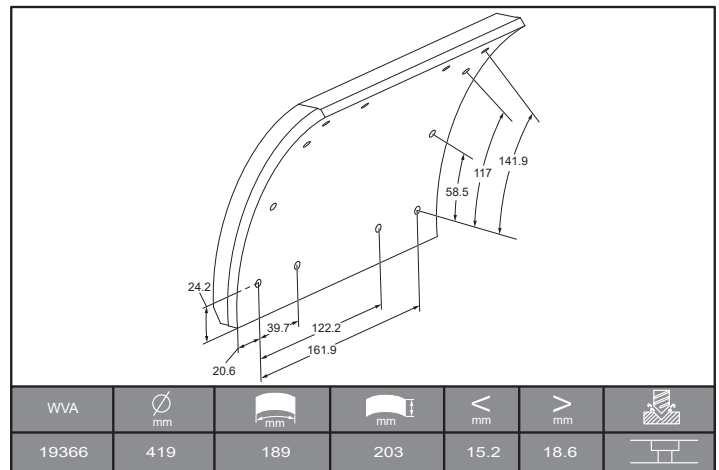
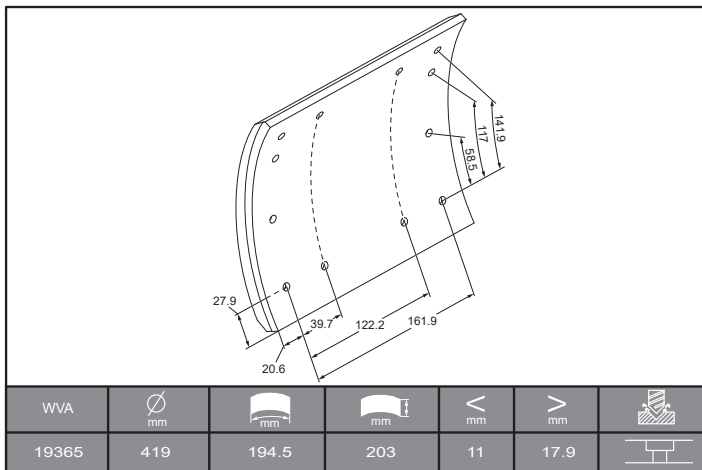
19263.0 (19263 + 19343)



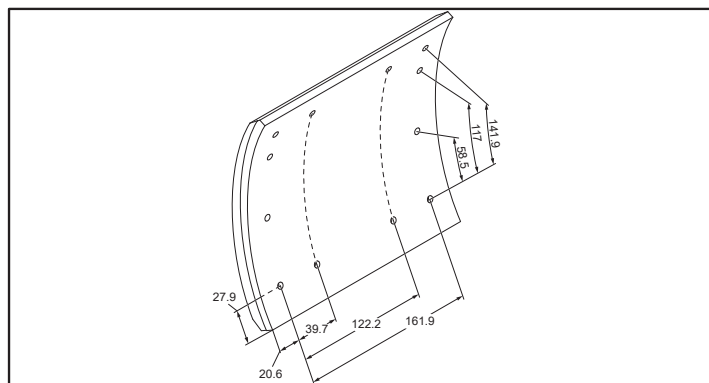
19283.0 (19283 + 19284)



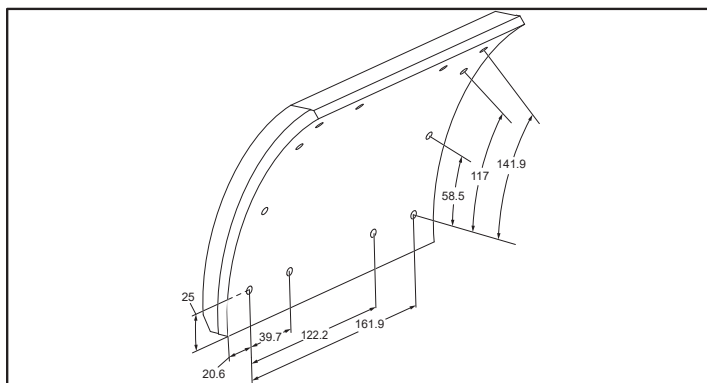
19365.0 (19365 + 19366)



19365.0 (19365 + 19366)

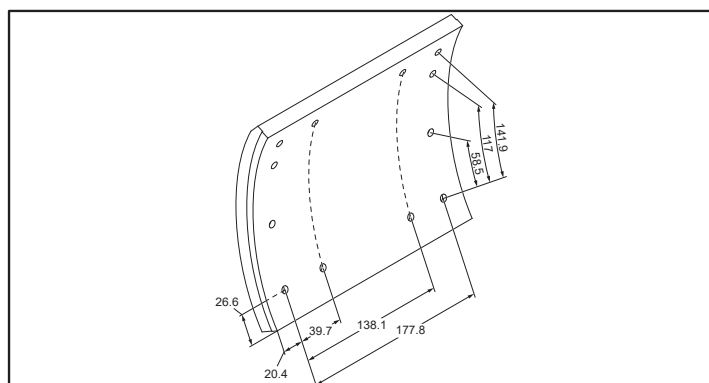


WVA	∅ mm			< mm	> mm	
19365	419	194.5	203	11.5	18	

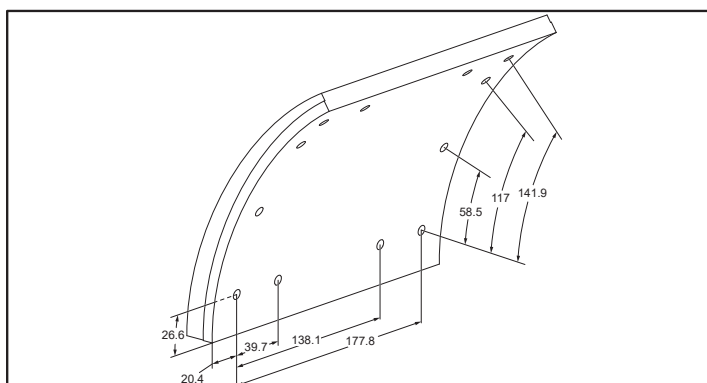


WVA	∅ mm			< mm	> mm	
19366	419	189	203	15.8	18.6	

19369.0 (19842 + 19843)

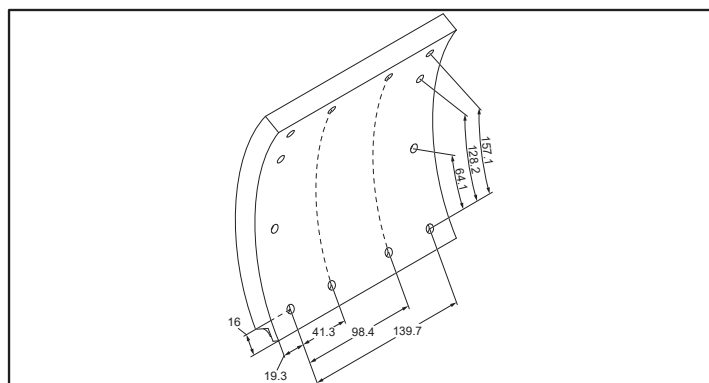


WVA	∅ mm			< mm	> mm	
19842	419	189	218.5	15.3	18.7	

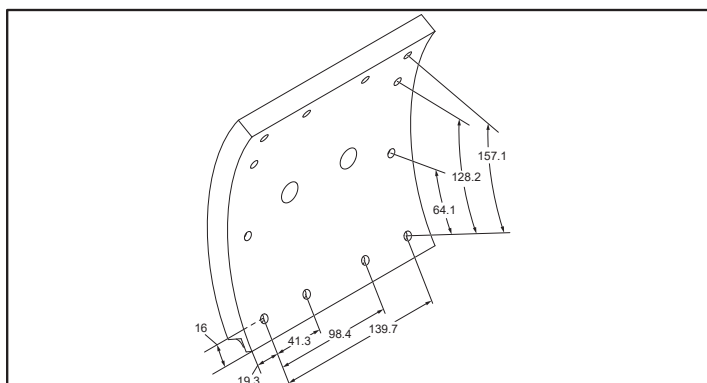


WVA	∅ mm			< mm	> mm	
19843	419	194.5	218.5	11.1	18	

19385.0 (19384 + 19385)

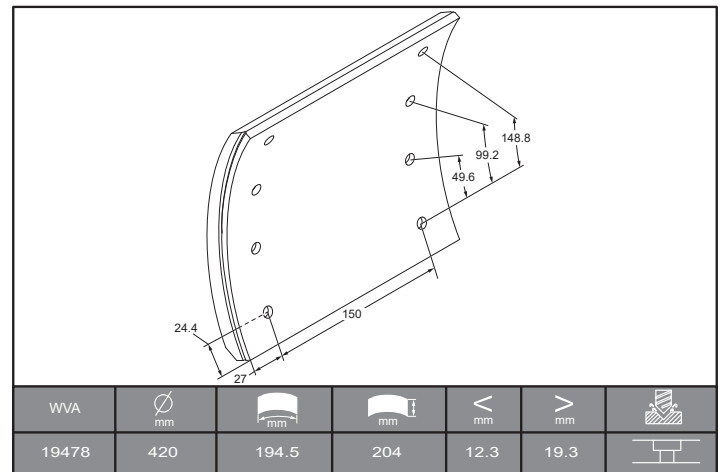
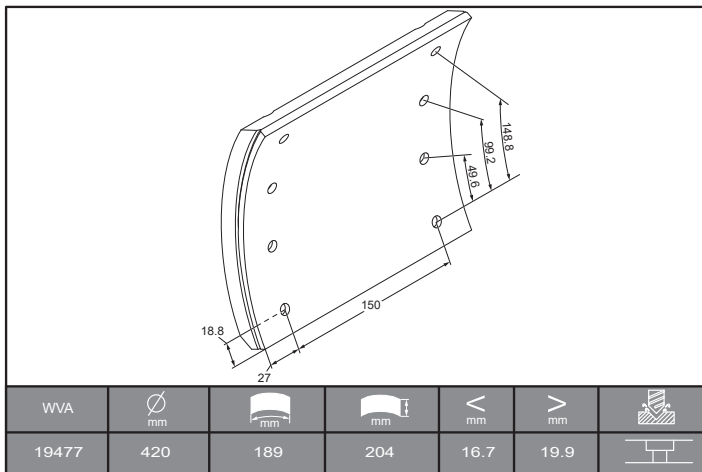


WVA	∅ mm			< mm	> mm	
19384	381	189	178.5	13	17.9	

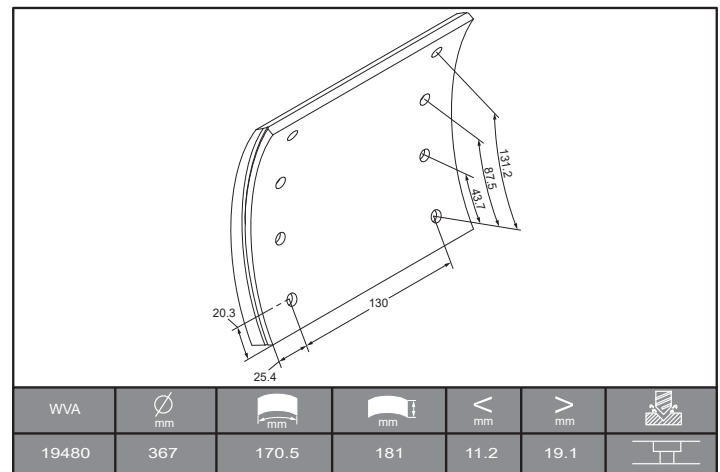
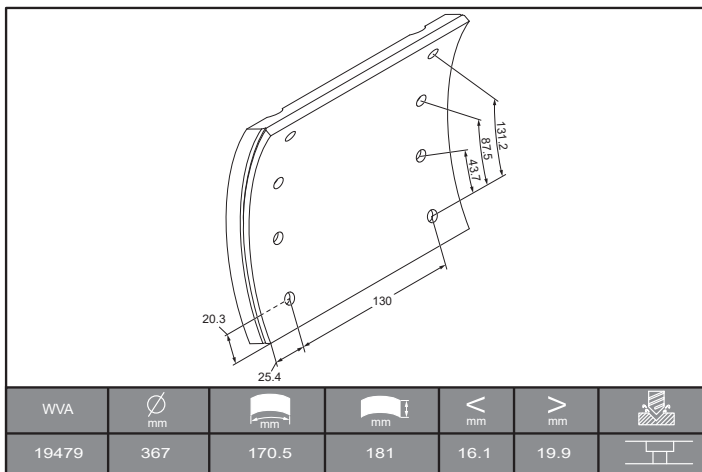


WVA	∅ mm			< mm	> mm	
19385	381	189	178.5	13	17.9	

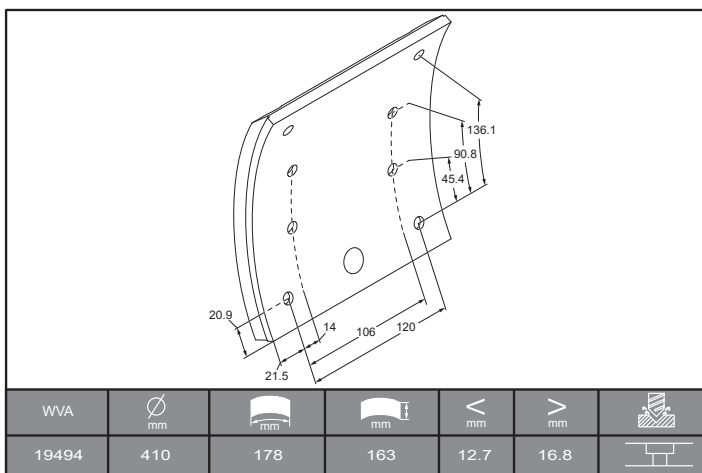
19477.0 (19477 + 19478)



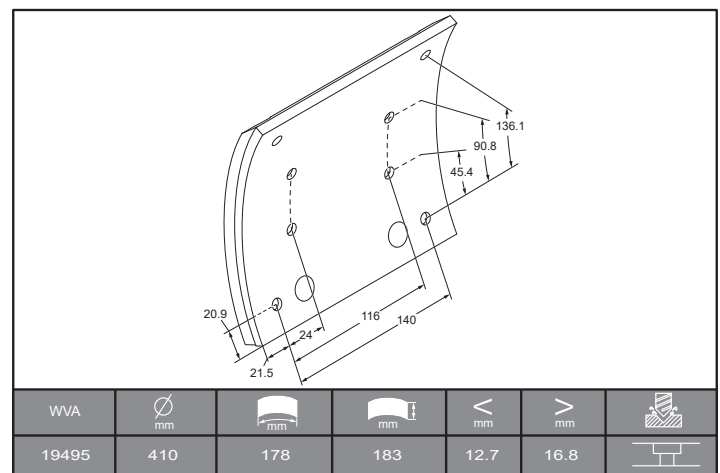
19480.0 (19479 + 19480)



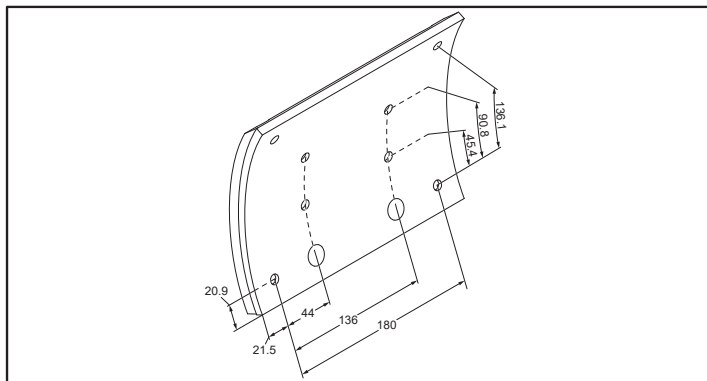
19494.0 (19494)



19495.0 (19495)

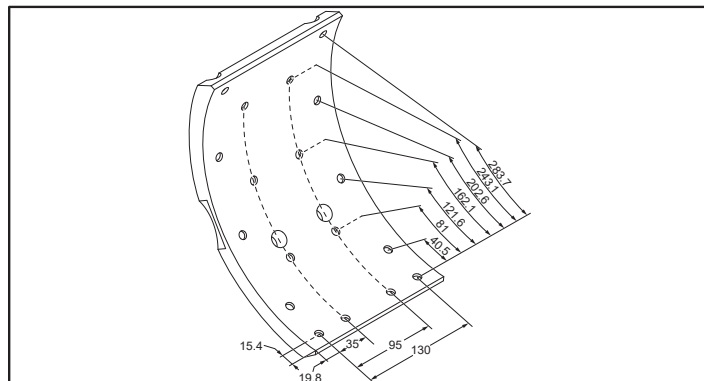


19496.0 (19496)



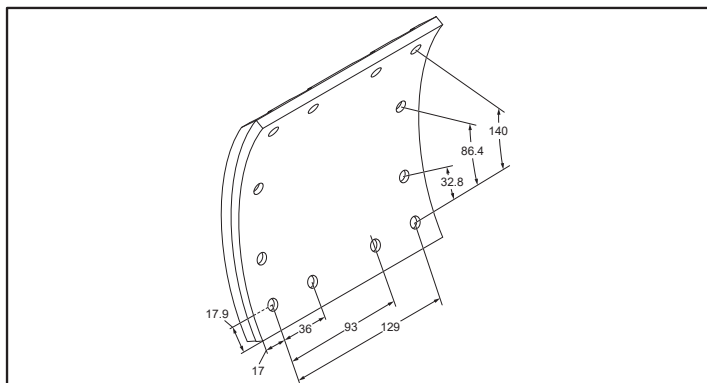
WVA	∅ mm	mm	mm	< mm	> mm	
19496	410	178	223	12.7	16.8	

19503.0 (19503)



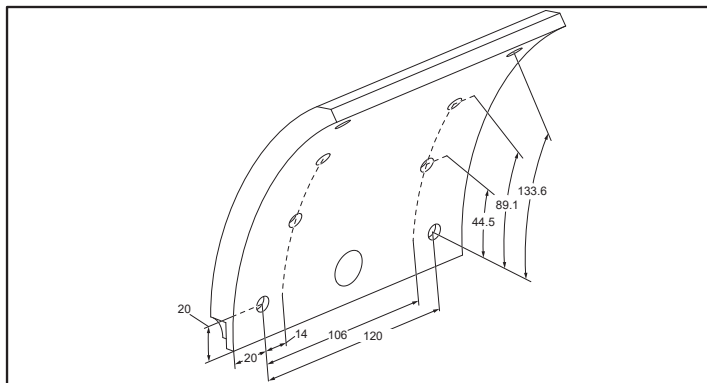
WVA	∅ mm	mm	mm	< mm	> mm	
19503	360	314.5	169.5	16	16	

19504.0 (19177)

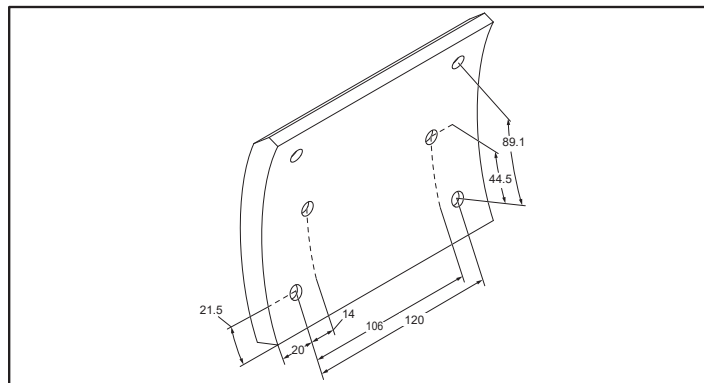


WVA	∅ mm	mm	mm	< mm	> mm	
19177	360	174.5	163	12.2	15.8	

19506.3 (19506 + 19844)

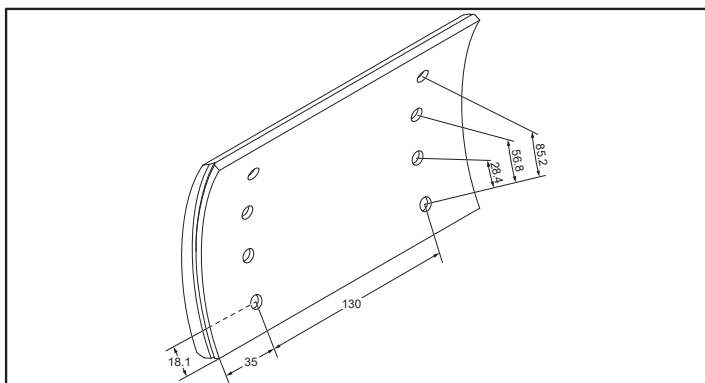


WVA	∅ mm	mm	mm	< mm	> mm	
19506	364	173.5	160	8.8	13.1	

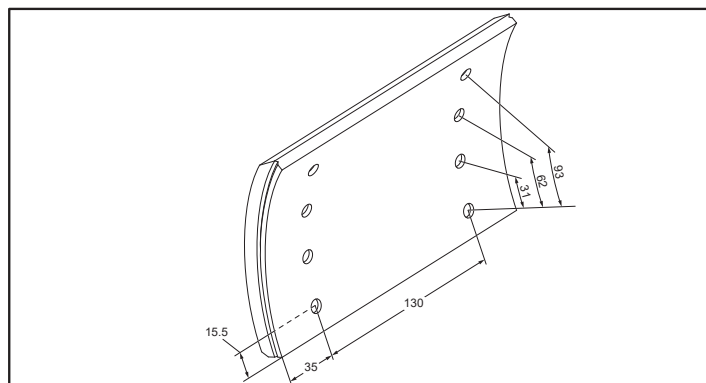


WVA	∅ mm	mm	mm	< mm	> mm	
19844	364	130.5	160	11.8	13.4	

19515.0 (19515 + 19516)

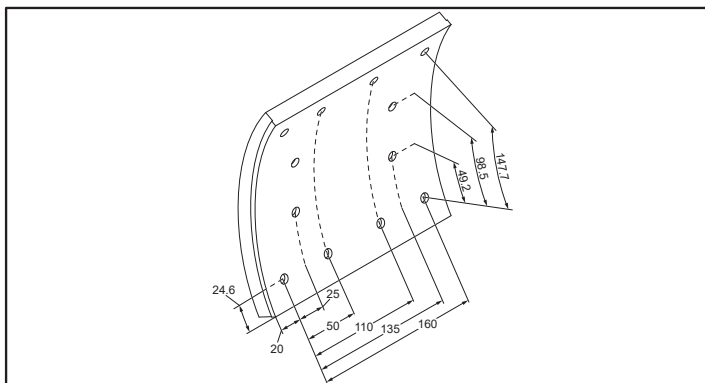


WVA	∅ mm			< mm	> mm	
19515	300	129	200	9.3	15	

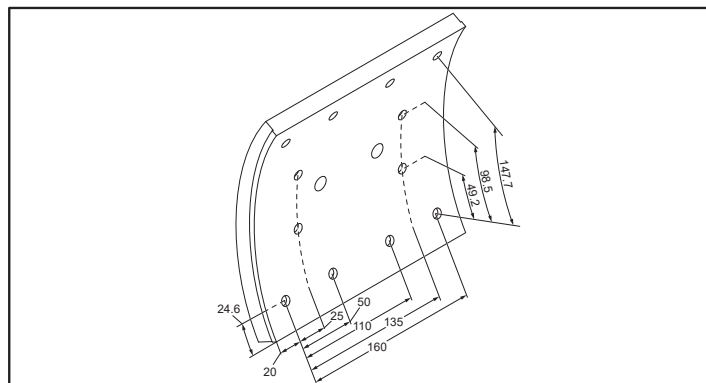


WVA	∅ mm			< mm	> mm	
19516	300	131.5	200	13.4	15.9	

19553.0 (19553 + 19554)

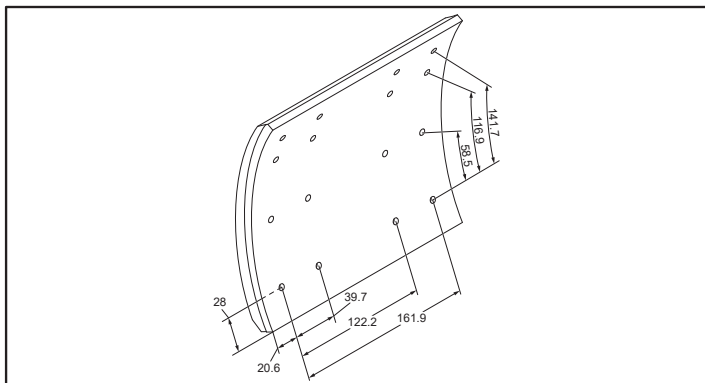


WVA	∅ mm			< mm	> mm	
19553	410	196.5	200	12	19.2	

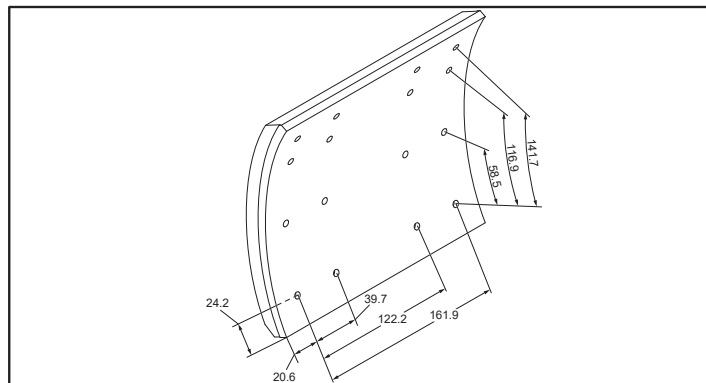


WVA	∅ mm			< mm	> mm	
19554	410	196.5	200	12	19.2	

19557.0 (19557 + 19606)

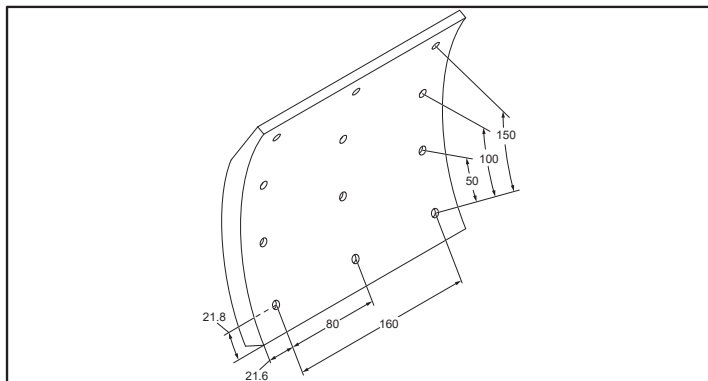


WVA	∅ mm			< mm	> mm	
19557	419	195.5	203	11.4	18.3	

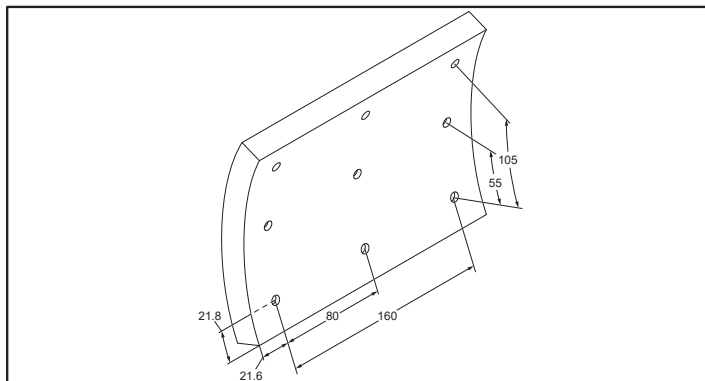


WVA	∅ mm			< mm	> mm	
19606	419	190.5	203	15.8	18.9	

19562.0 (19562 + 19563)

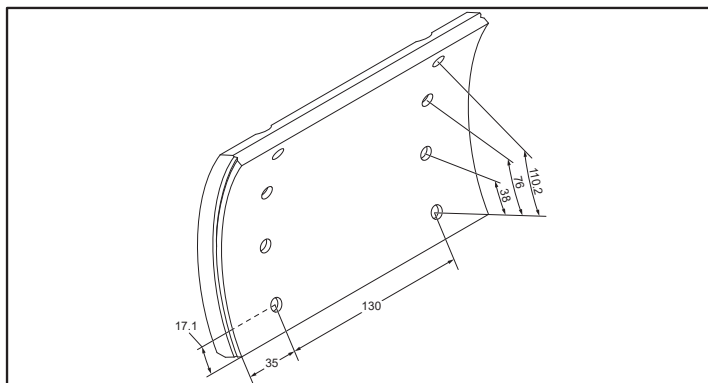


WVA	∅ mm	 mm	 mm	< mm	> mm	
19562	394	192	203	12.7	18.7	



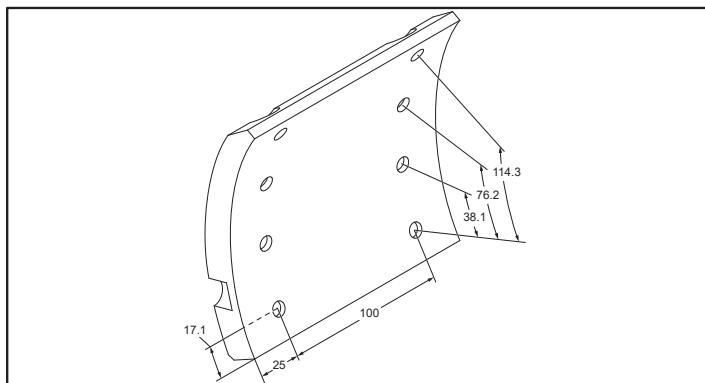
WVA	∅ mm	 mm	 mm	< mm	> mm	
19563	394	147	203	15.6	18.8	

19568.0 (19568)



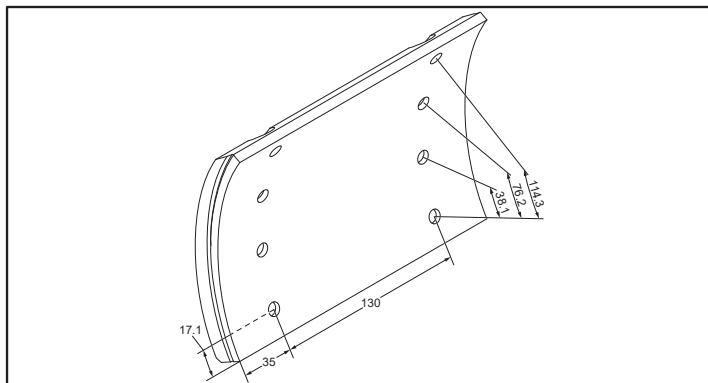
WVA	∅ mm	 mm	 mm	< mm	> mm	
19568	300	139.5	200	11.9	16.7	

19573.0 (19573)



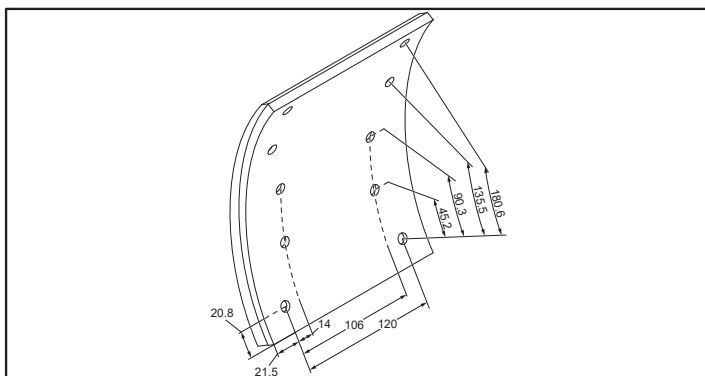
WVA	∅ mm	 mm	 mm	< mm	> mm	
19573	300	145.5	150	12.4	17.7	

19574.0 (19574)

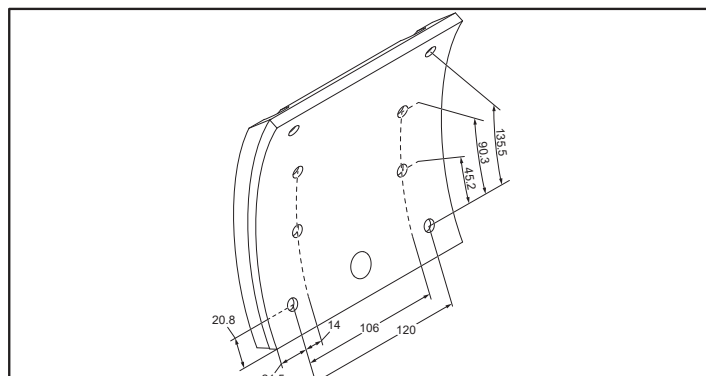


WVA	∅ mm	 mm	 mm	< mm	> mm	
19574	300	145.5	200	11.4	16.7	

19579.0 (19579 + 19706)

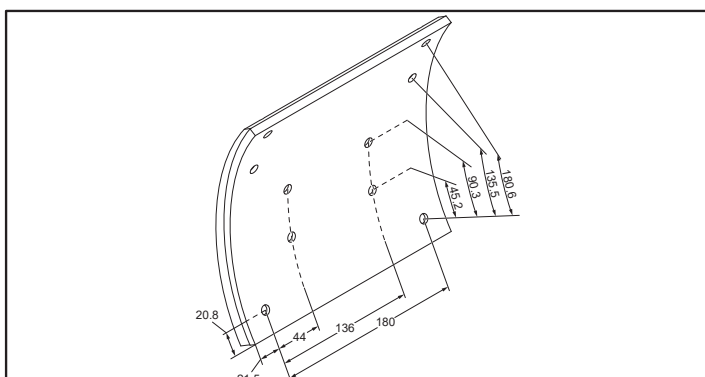


WVA	∅ mm	 mm	 mm	< mm	> mm	
19579	410	217	163	9	17.8	

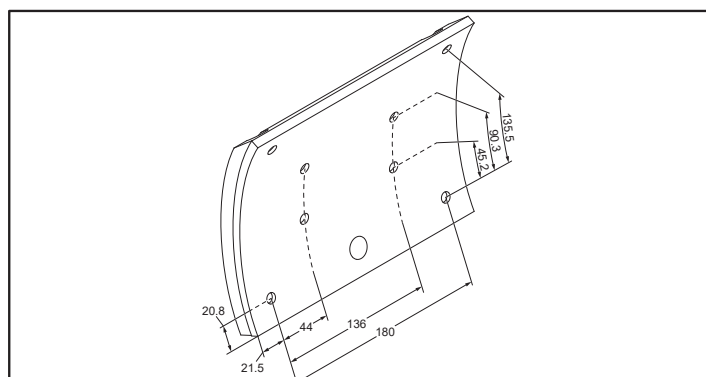


WVA	∅ mm	 mm	 mm	< mm	> mm	
19706	410	173.5	163	16.1	17.8	

19581.0 (19581 + 19707)

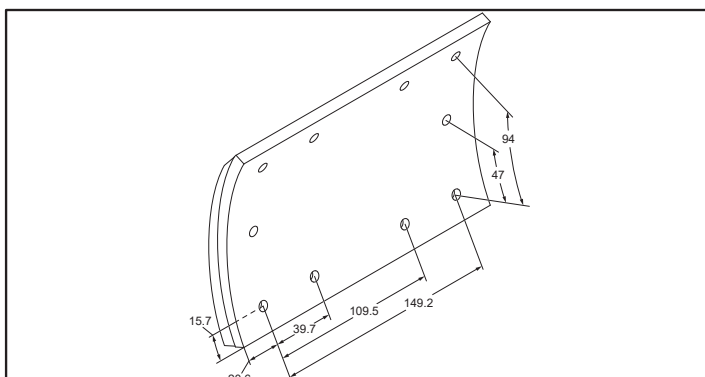


WVA	∅ mm	 mm	 mm	< mm	> mm	
19581	410	217	223	9	17.8	

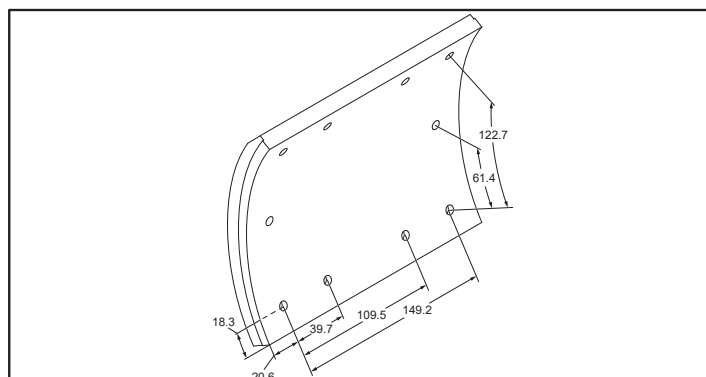


WVA	∅ mm	 mm	 mm	< mm	> mm	
19707	410	173.5	223	16.1	17.8	

19604.0 (19604 + 19605)

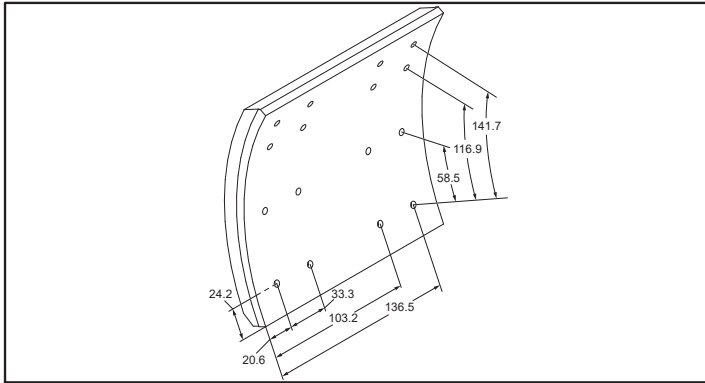


WVA	∅ mm	 mm	 mm	< mm	> mm	
19604	311	126.5	190.5	9.6	14.7	

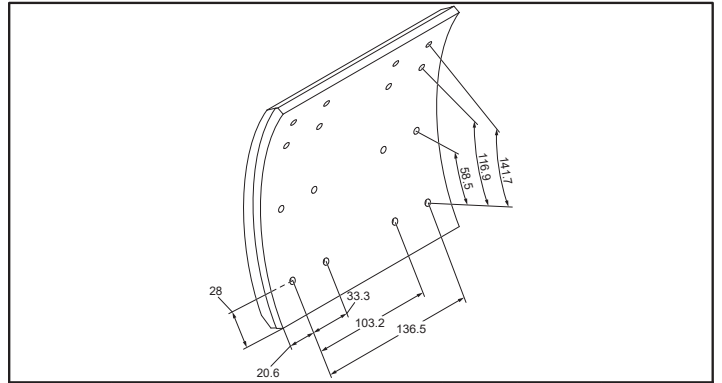


WVA	∅ mm	 mm	 mm	< mm	> mm	
19605	311	159	190.5	13.4	15.9	

19613.0 (19613 + 19614)

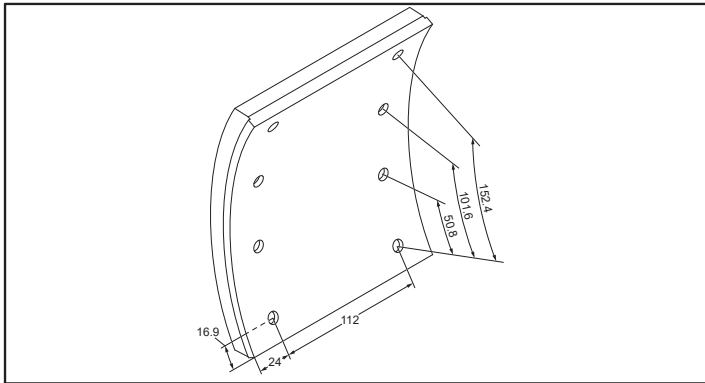


WVA	∅ mm	 mm	 mm	< mm	> mm	
19613	419	190.5	178	15.8	18.9	



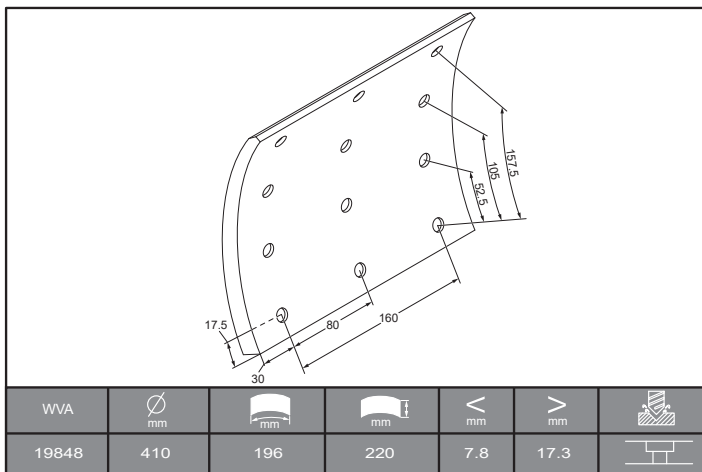
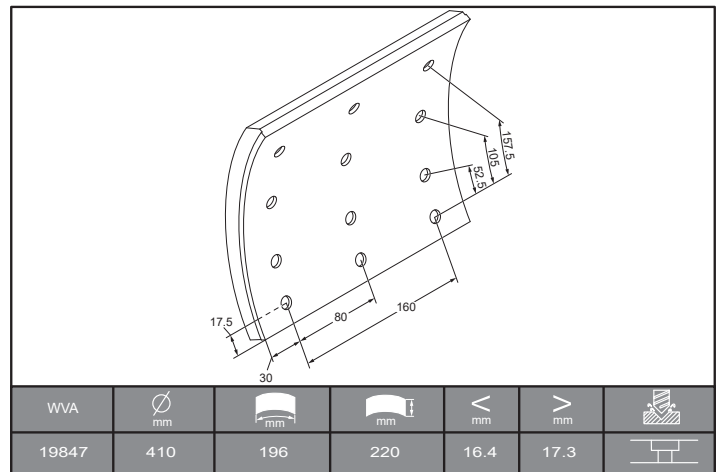
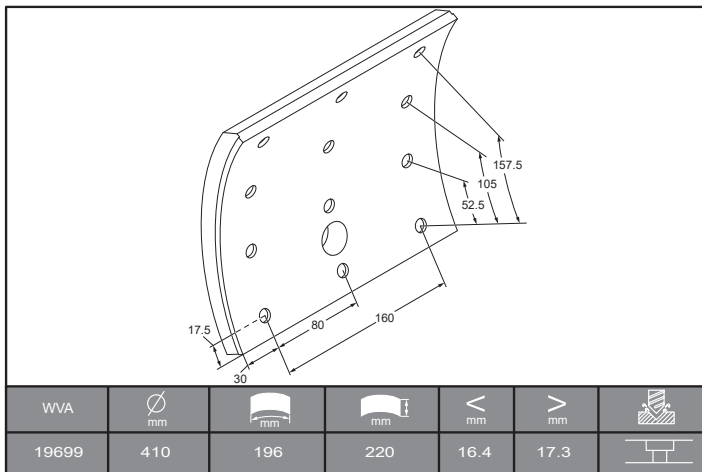
WVA	∅ mm	 mm	 mm	< mm	> mm	
19614	419	195.5	178	11.4	18.3	

19648.0 (19648)

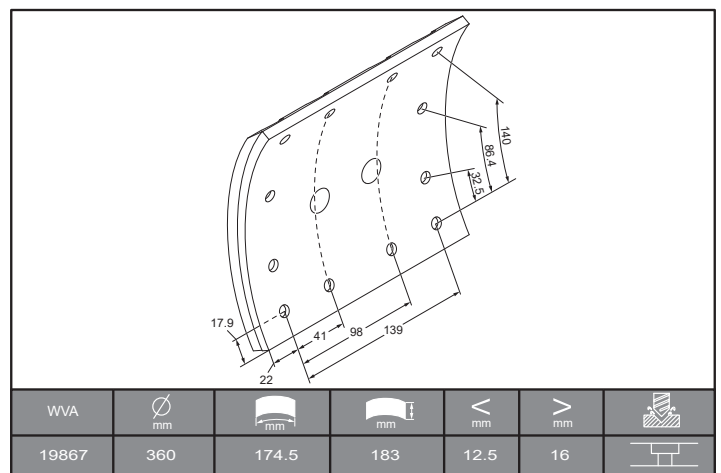
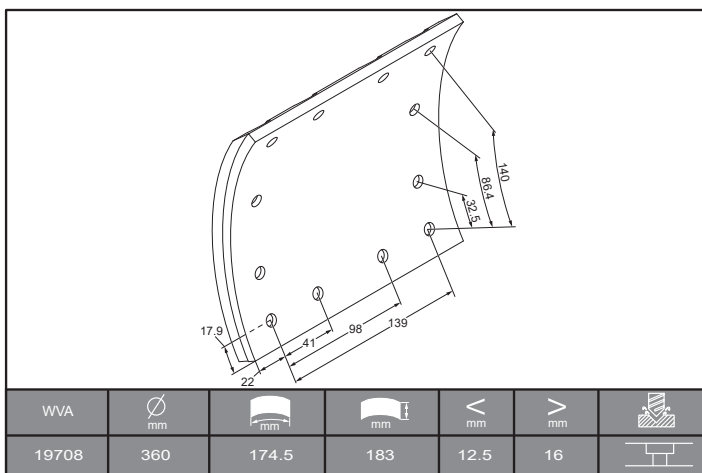


WVA	∅ mm	 mm	 mm	< mm	> mm	
19648	420	186	160	14.8	14.8	

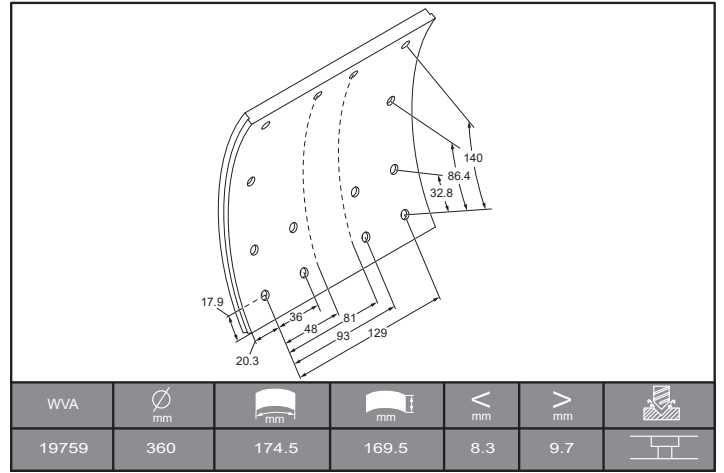
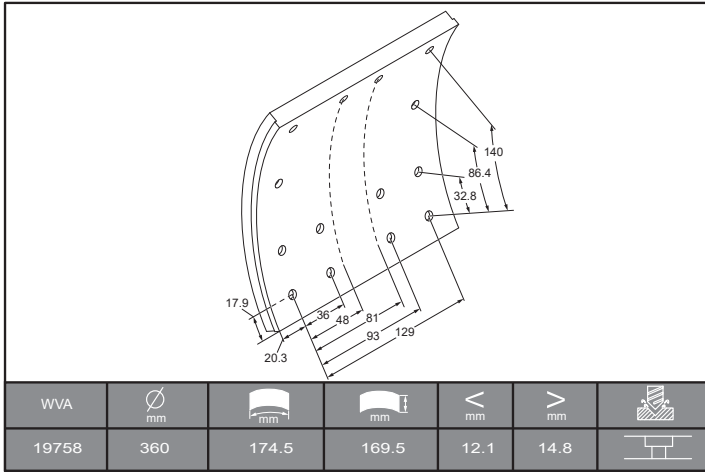
19699.0 (19699 + 19847 + 19848)



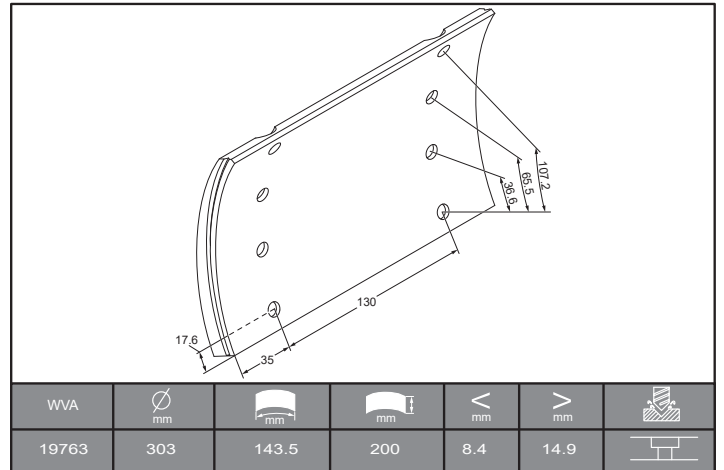
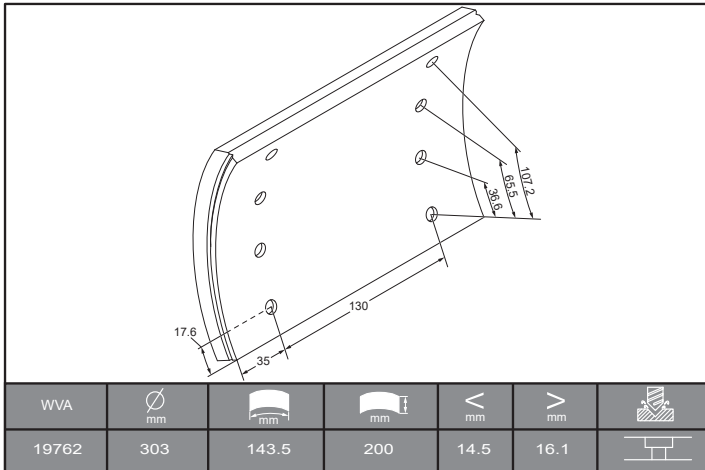
19708.0 (19708 + 19867)



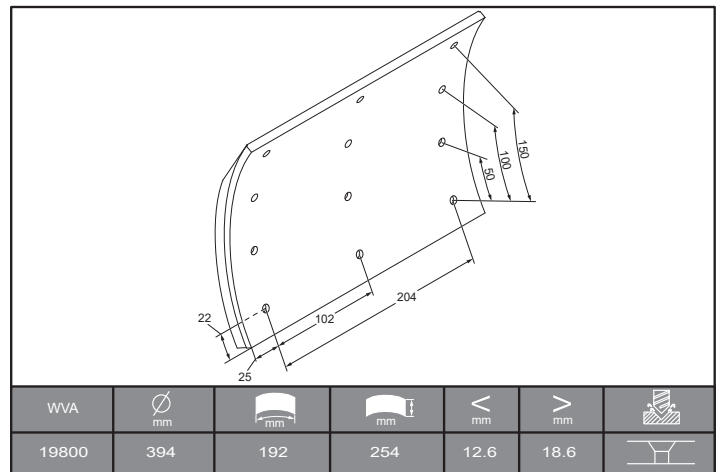
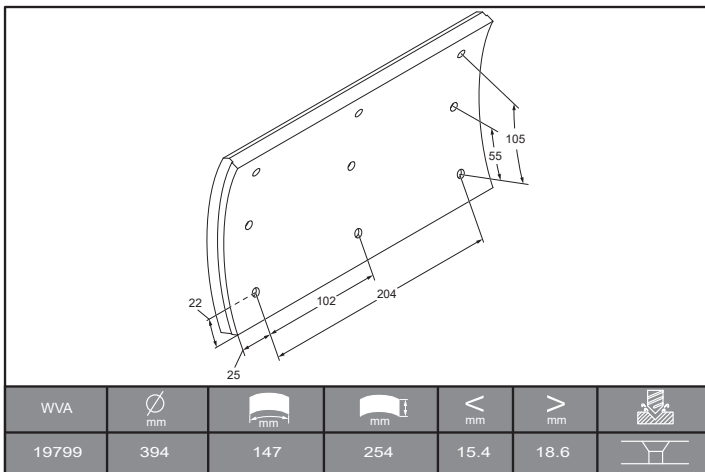
19758.0 (19758 + 19759)



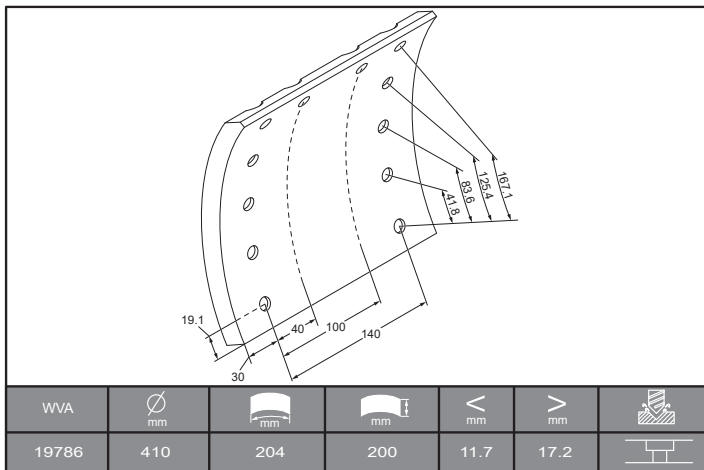
19762.0 (19762 + 19763)



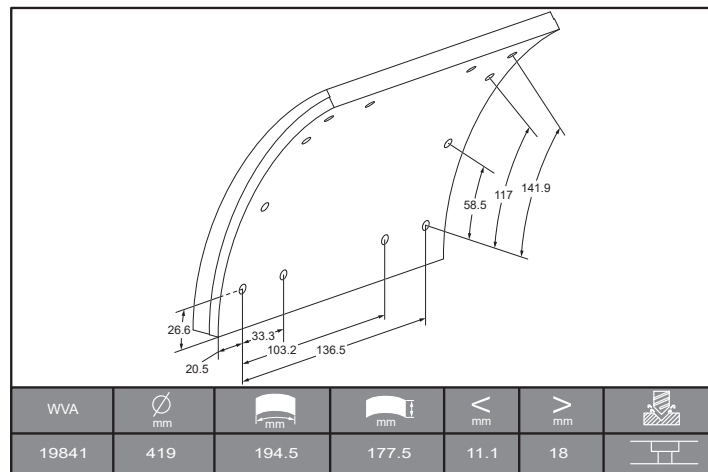
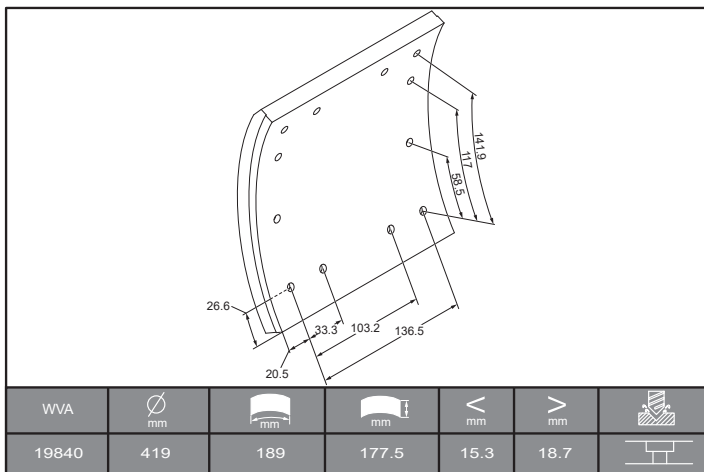
19799.0 (19799 + 19800)



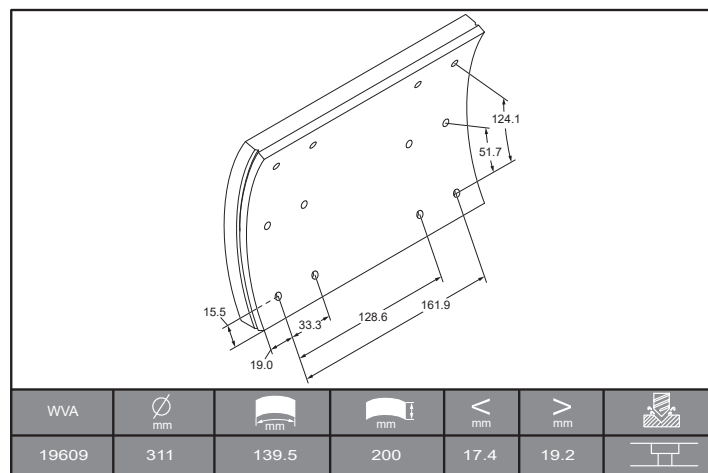
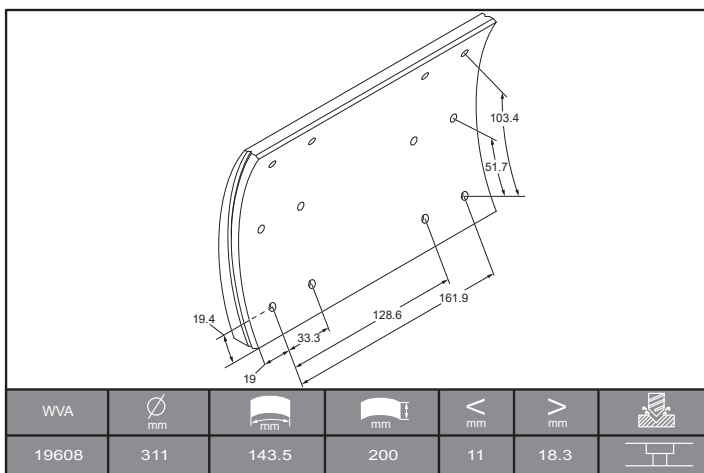
19823.0 (19823)



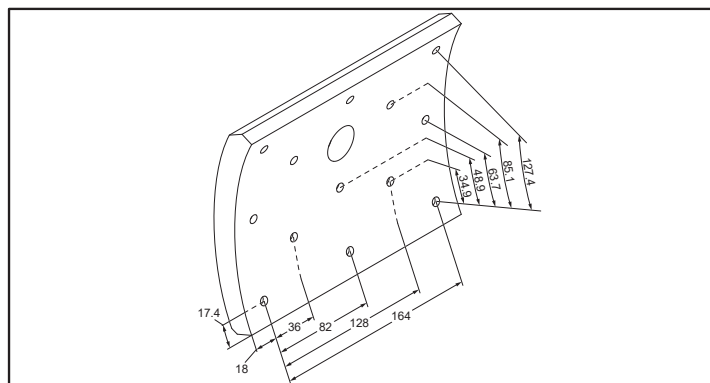
19840.0 (19840 + 19841)



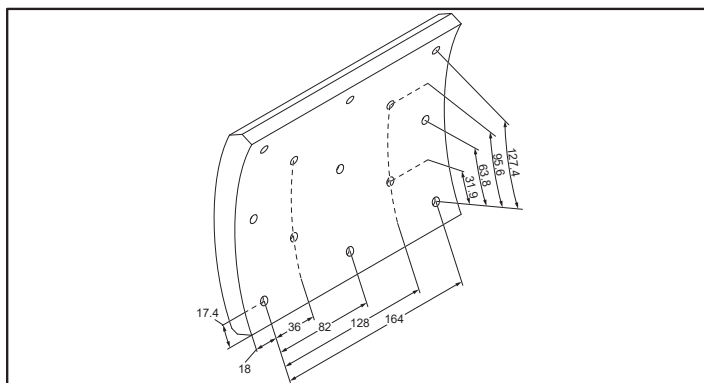
19862.0 (19608 + 19609)



19879.0 (19879 + 19881)

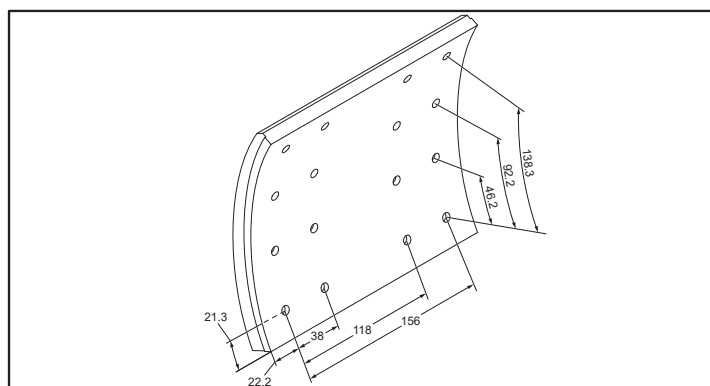


WVA	∅ mm			< mm	> mm	
19879	410	162	200	16.8	17.1	

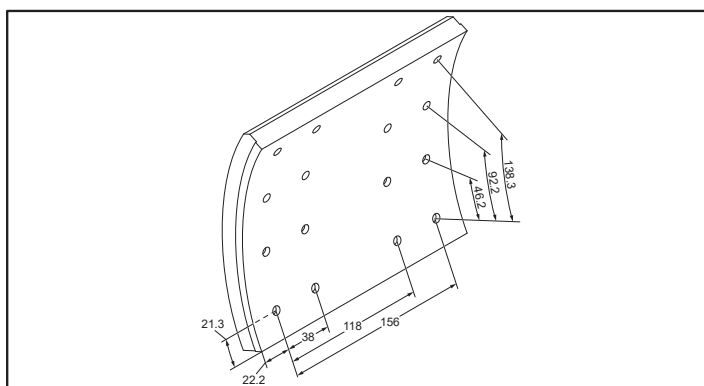


WVA	∅ mm			< mm	> mm	
19881	410	162	200	10	16.3	

19890.0 (19890 + 19891)

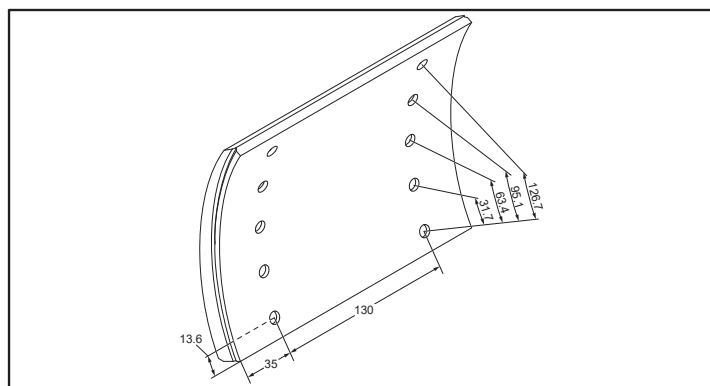


WVA	∅ mm			< mm	> mm	
19890	420	180	200.5	12.5	18.3	

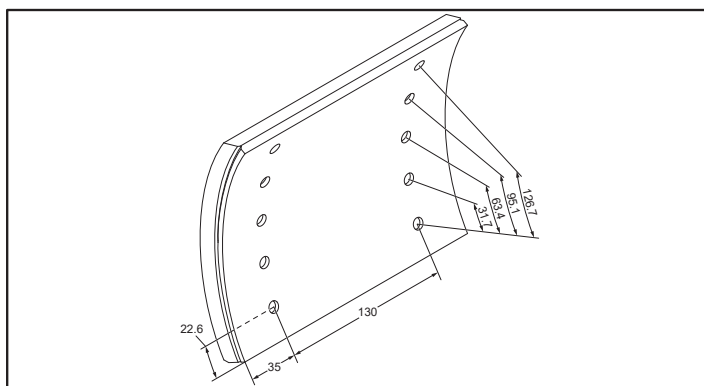


WVA	∅ mm			< mm	> mm	
19891	420	176.5	200.5	16.6	18.9	

19892.0 (19892 + 19893)

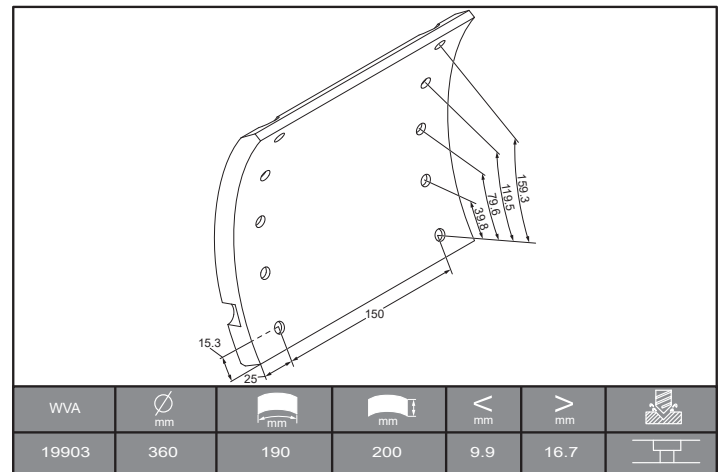
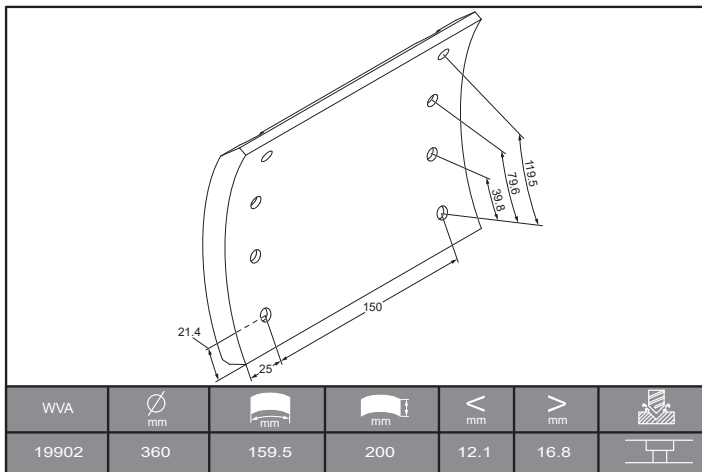


WVA	∅ mm			< mm	> mm	
19892	355	160	200.5	10	17.3	

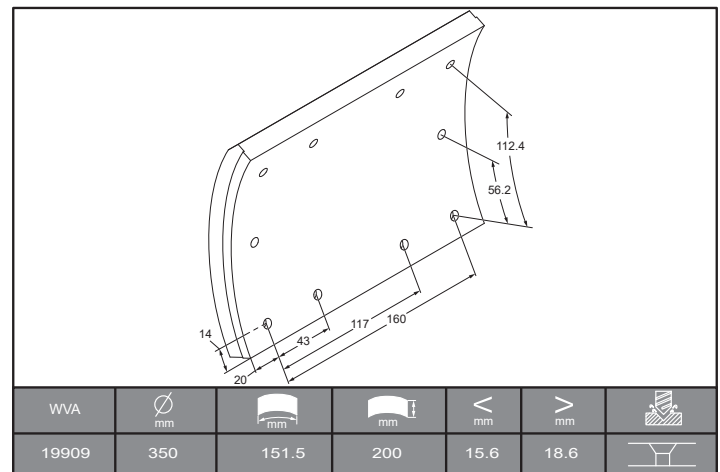
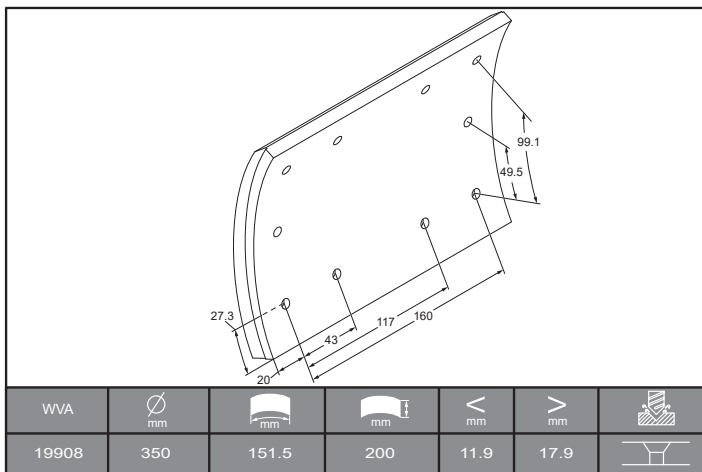


WVA	∅ mm			< mm	> mm	
19893	355	169	200.5	14.7	18.1	

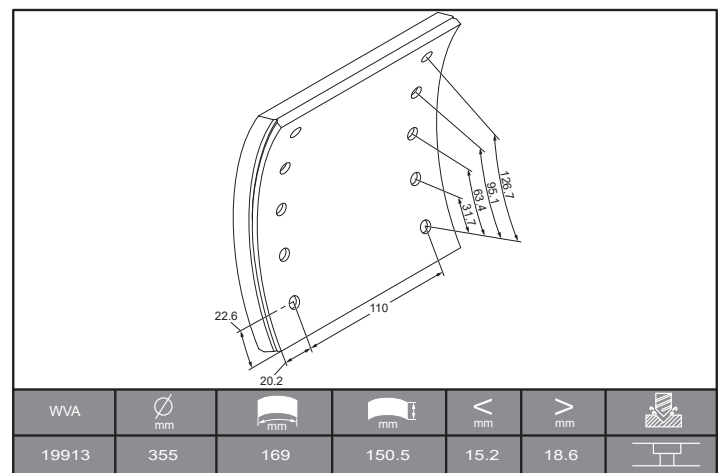
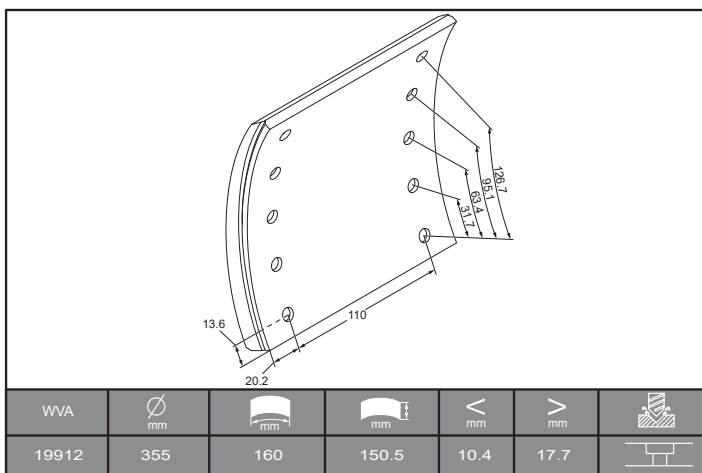
19902.0 (19902 + 19903)



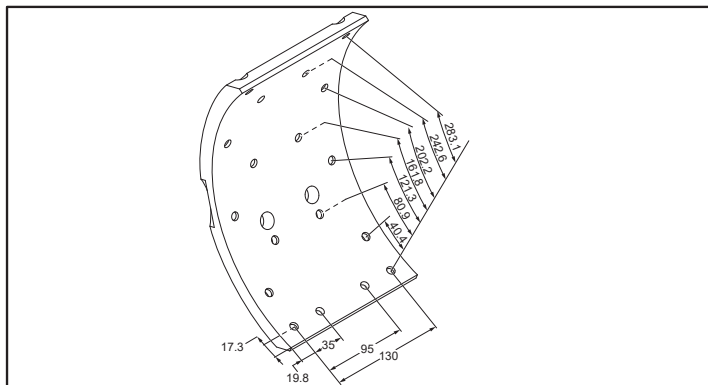
19908.0 (19908 + 19909)



19912.0 (19912 + 19913)

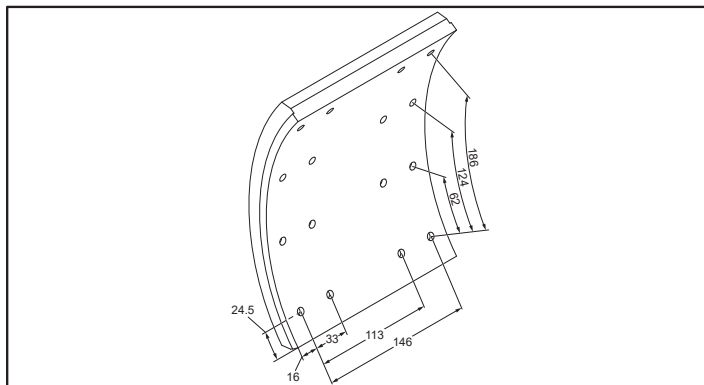


19918.0 (19225)



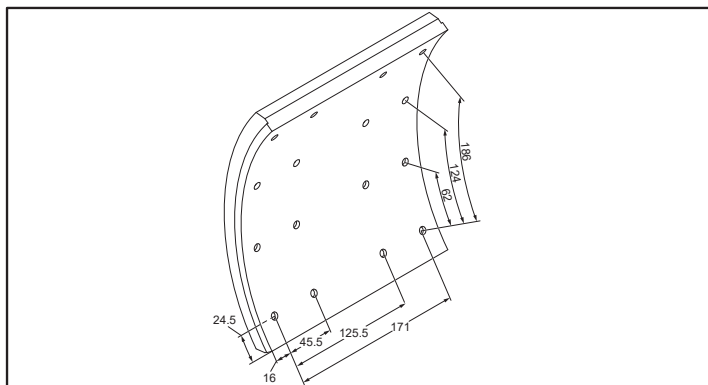
WVA	∅ mm	mm	mm	mm	mm	
19225	360	317.5	169.5	14	14	

19931.0 (19931)



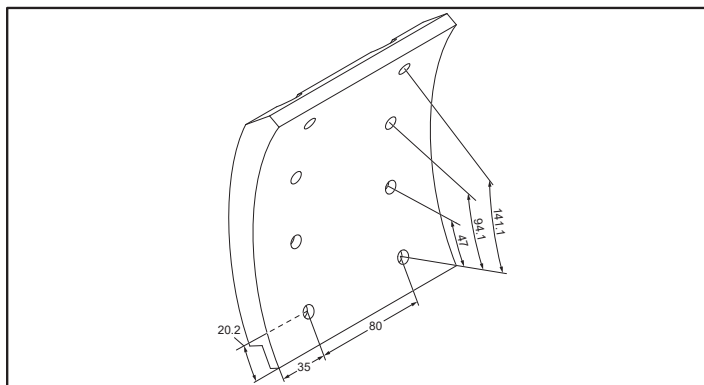
WVA	∅ mm	mm	mm	mm	mm	
19931	413	235	178	18.9	18.9	

19932.0 (19932)



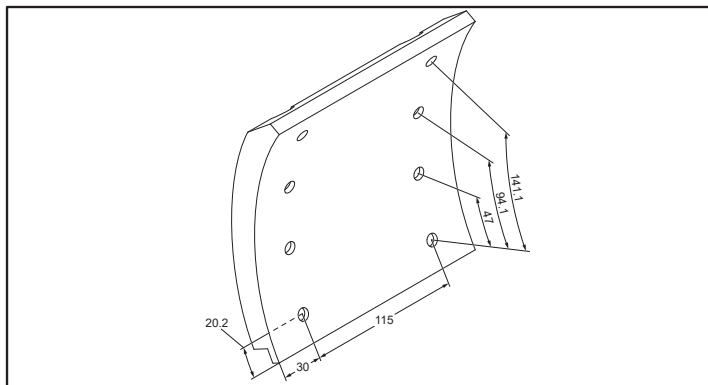
WVA	∅ mm	mm	mm	mm	mm	
19932	413	235	203	18.9	18.9	

19934.0 (19934)



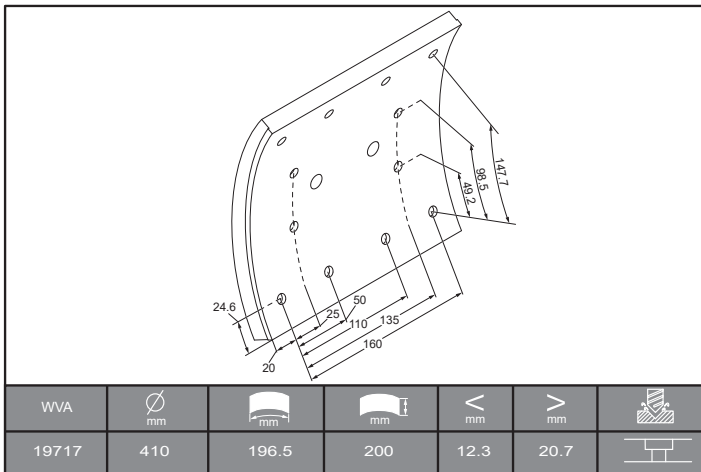
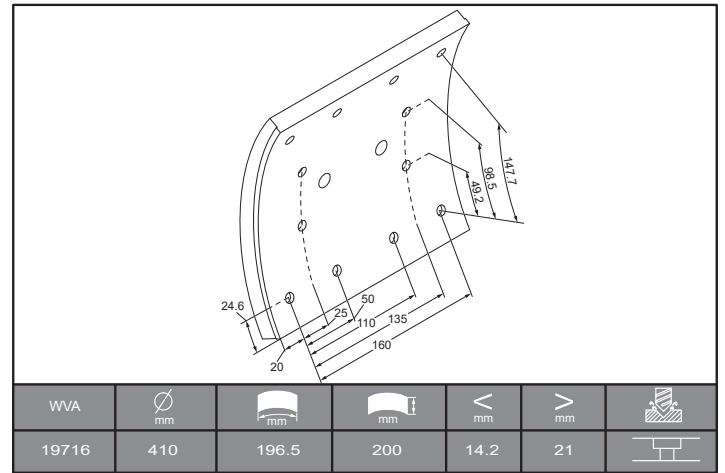
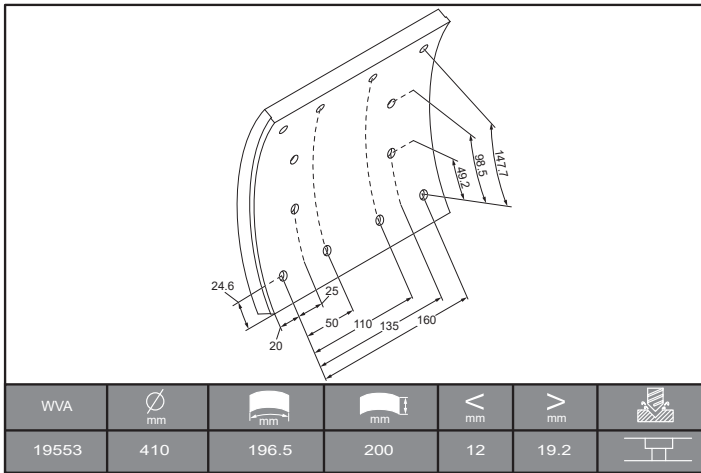
WVA	∅ mm	mm	mm	mm	mm	
19934	414	184	150	18.3	18.3	

19935.0 (19935)

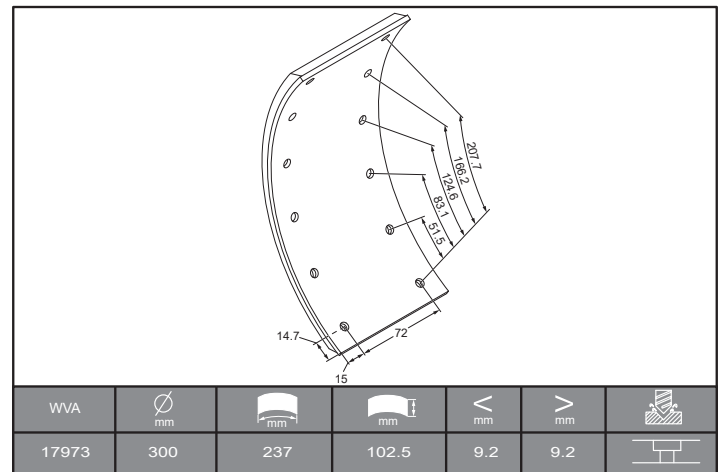
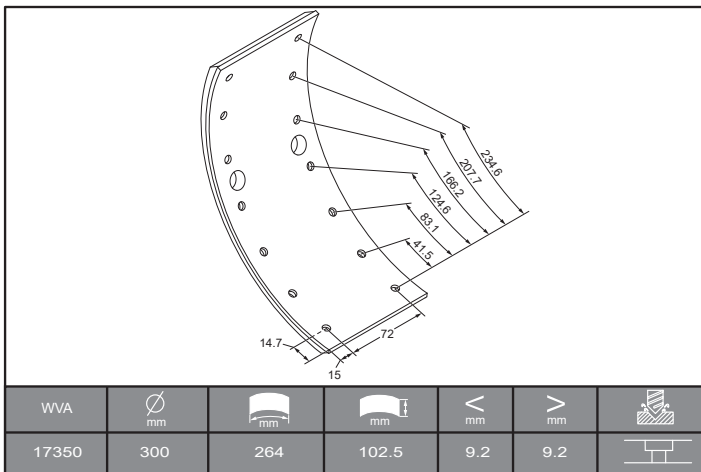


WVA	∅ mm	mm	mm	mm	mm	
19935	414	184	175	18.3	18.3	

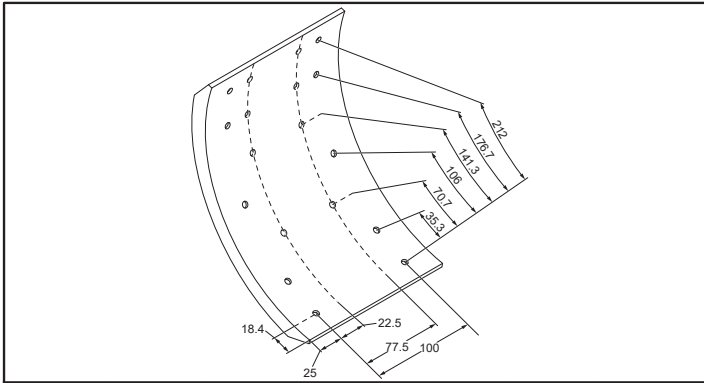
19972.0 (19553 + 19716 + 19717)



K00350.0 (17350 + 17973)

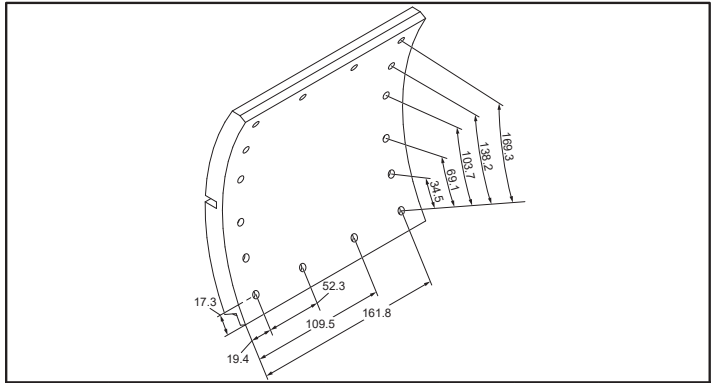


K00351.0 (19709)



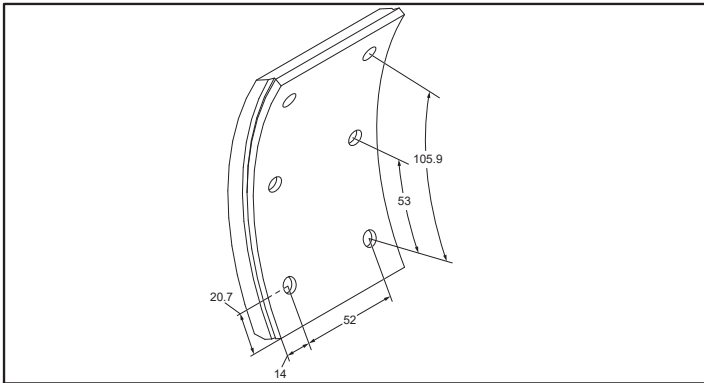
WVA	∅ mm	 mm	 mm	< mm	> mm	
19709	325	249	150	13.9	13.9	

K00392.0 (59234)



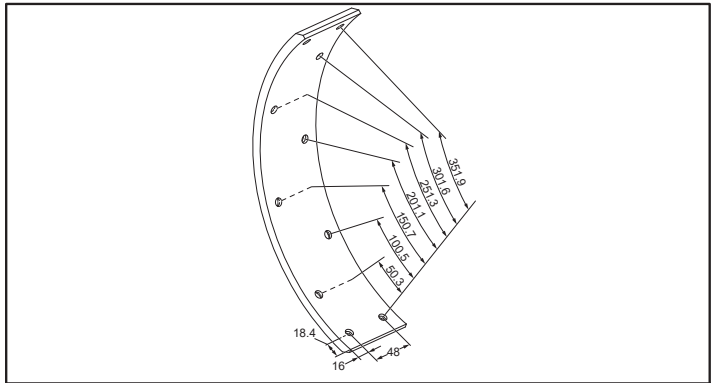
WVA	∅ mm	 mm	 mm	< mm	> mm	
59234	410	204	200.5	13	18.4	

K15077.0 (15077)



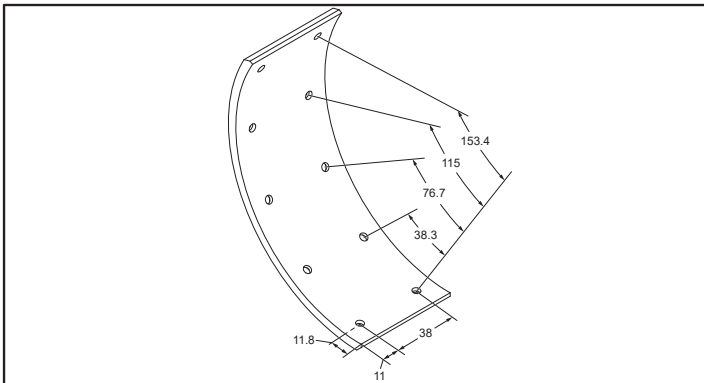
WVA	∅ mm	 mm	 mm	< mm	> mm	
15077	300	148	80	10.7	15.9	

K15247.0 (15247)



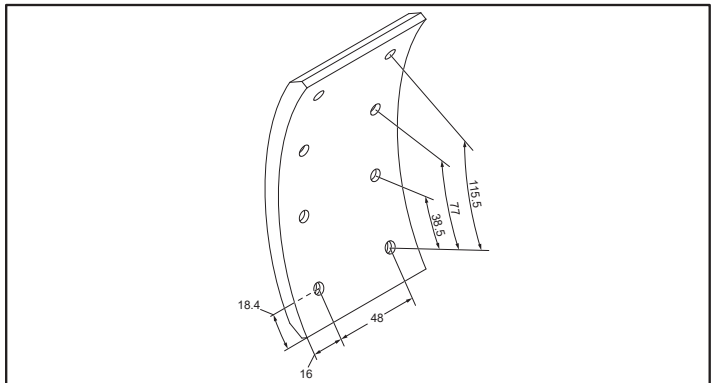
WVA	∅ mm	 mm	 mm	< mm	> mm	
15247	400	388.5	80	7.9	7.9	

K15256.0 (15256)



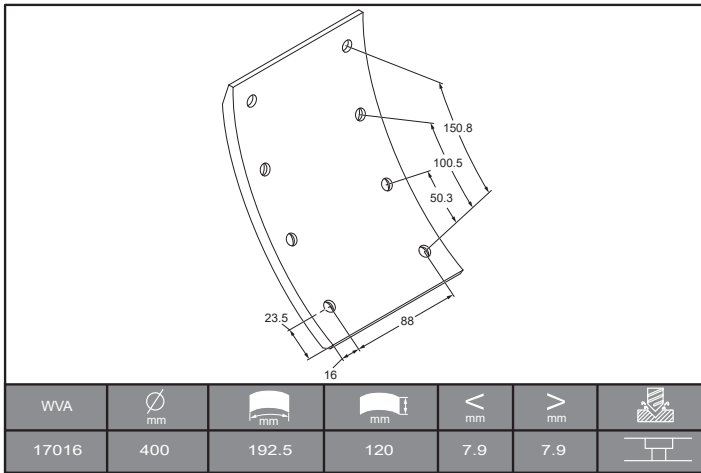
WVA	∅ mm	 mm	 mm	< mm	> mm	
15256	180	177	60	4.9	4.9	

K15826.0 (15826)

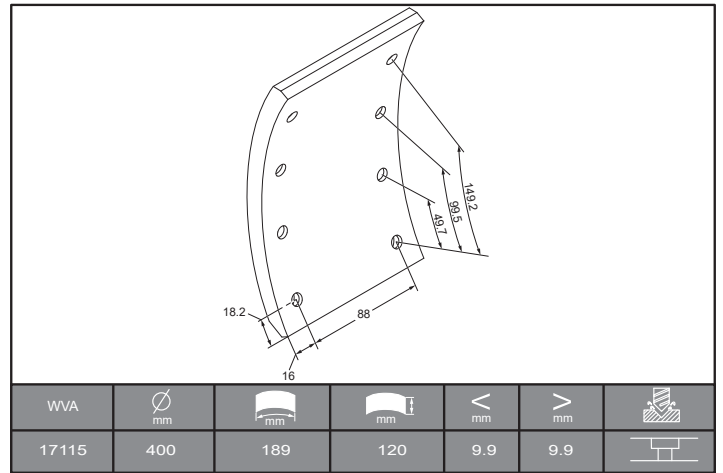


WVA	∅ mm	 mm	 mm	< mm	> mm	
15826	310	152	80	7.9	7.9	

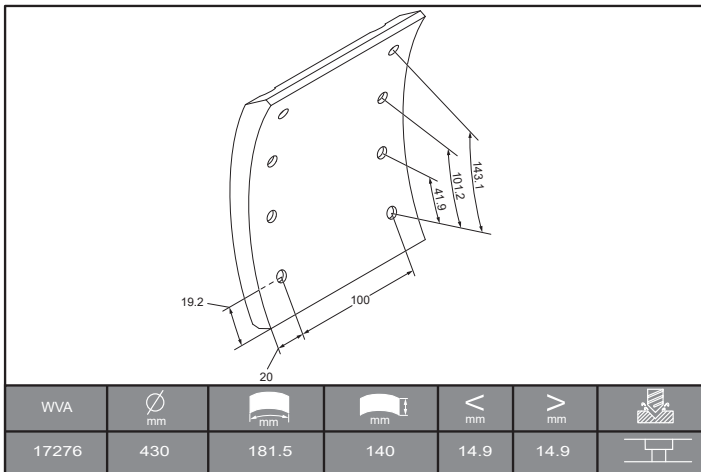
K17016.0 (17377)



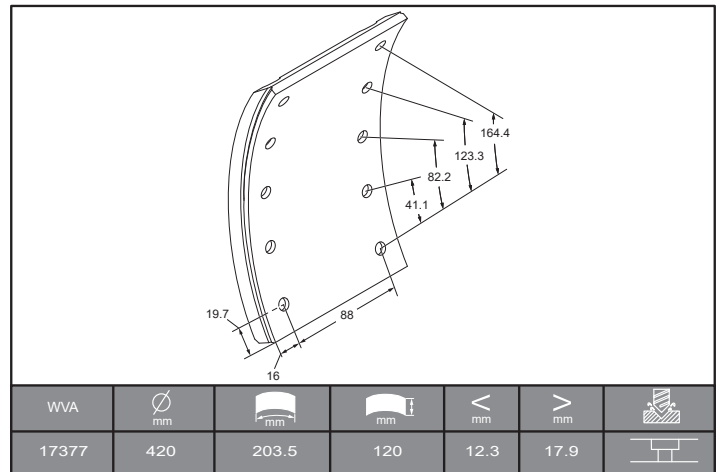
K17115.0 (17115)



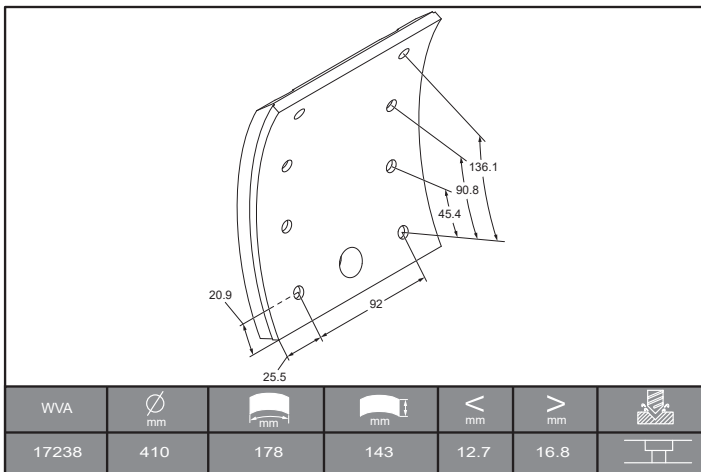
K17276.0 (17276)



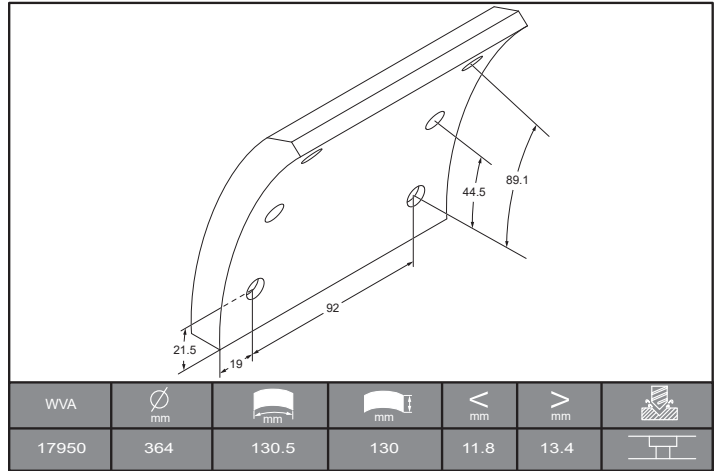
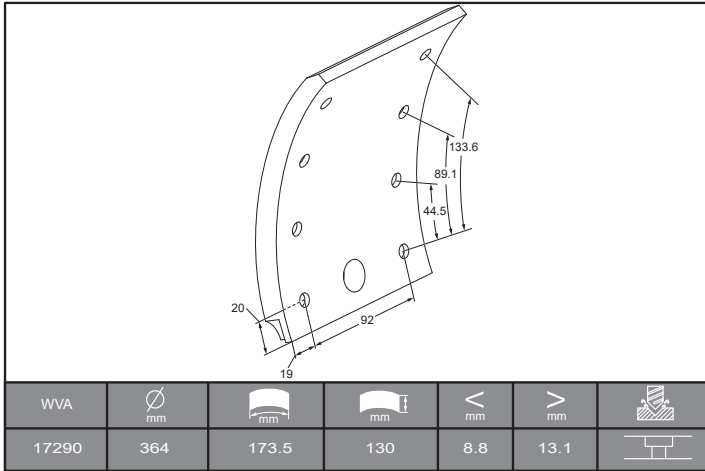
K17377.0 (17377)



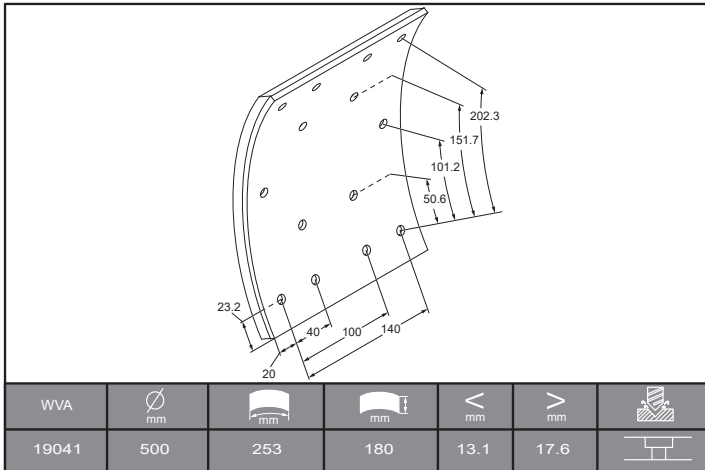
K17683.9 (17683)



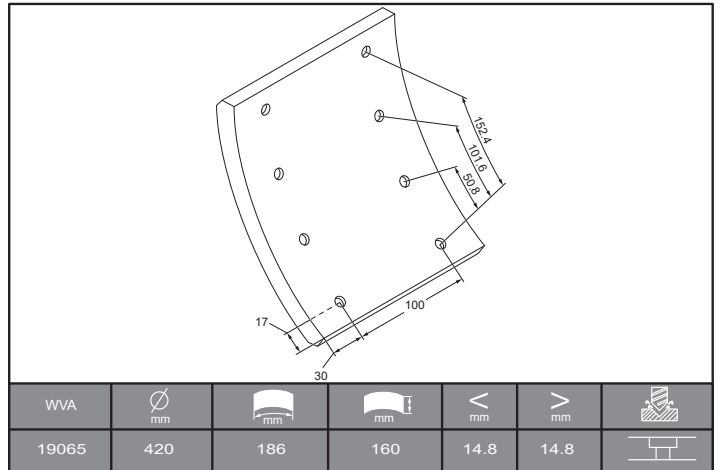
K17949.3 (17290 + 17950)



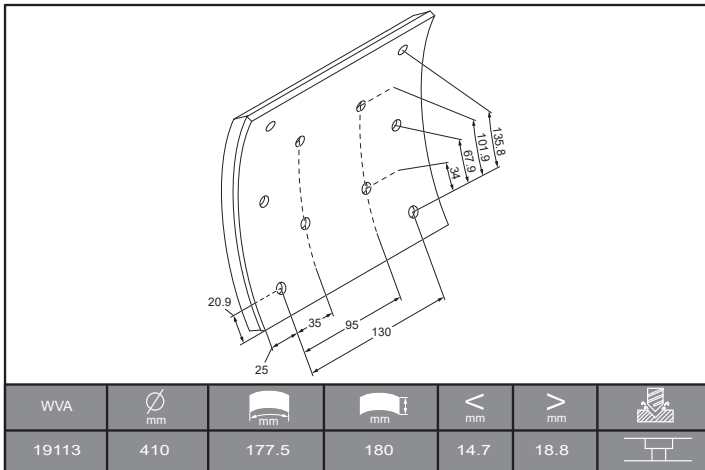
K19041.0 (19041)



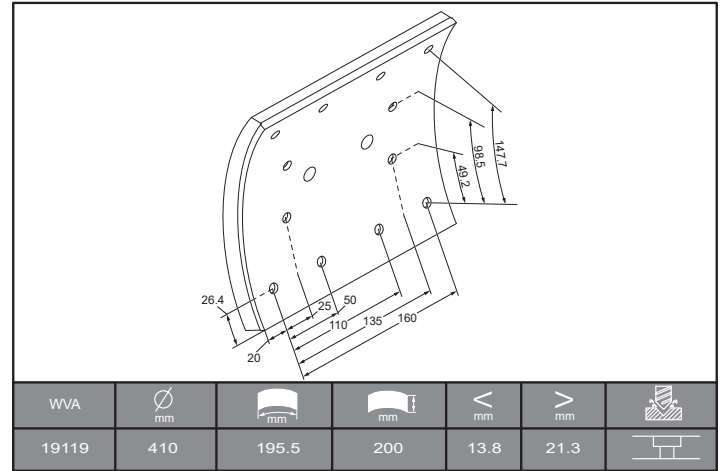
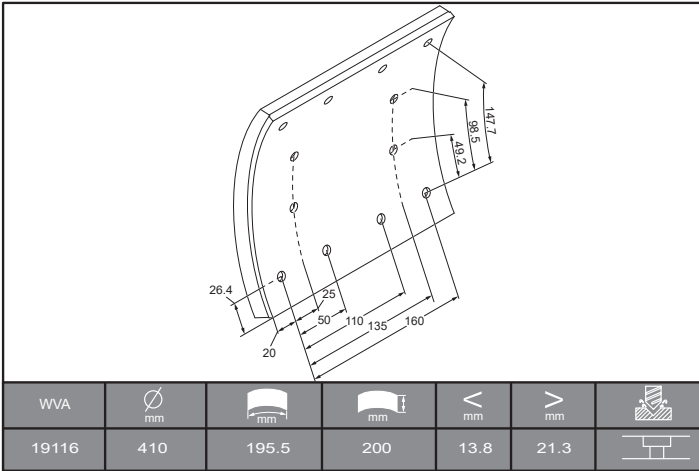
K19065.0 (19065)



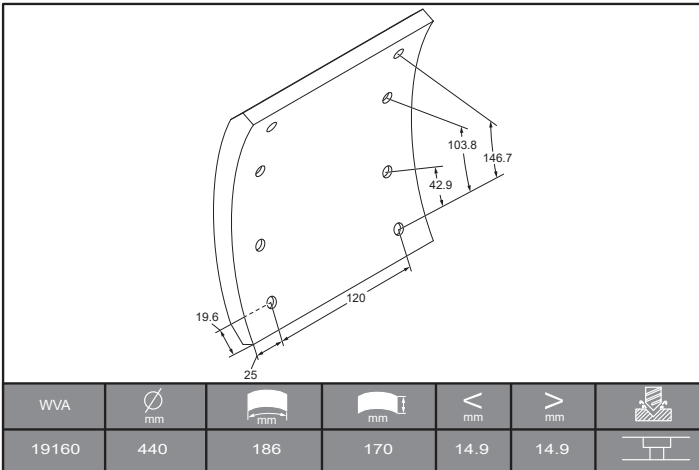
K19113.0 (19113)



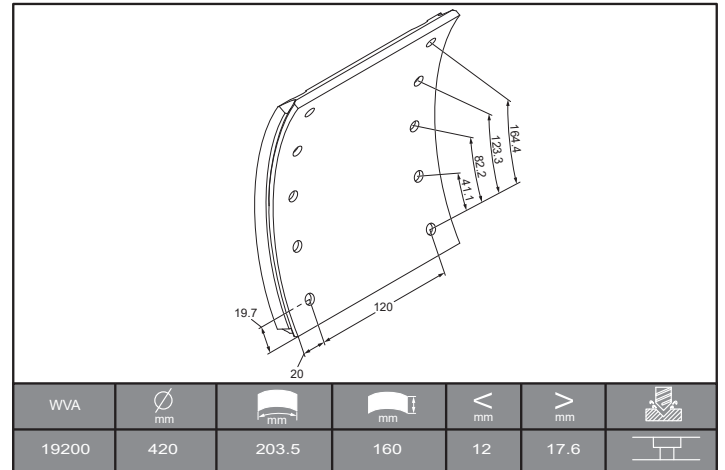
K19116.0 (19116 + 19119)



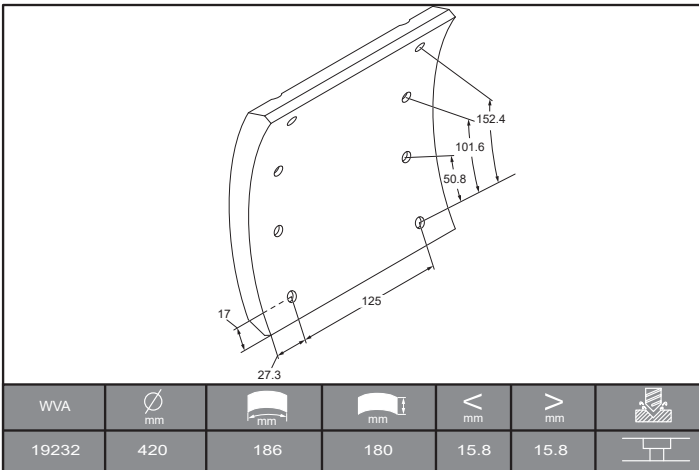
K19160.0 (19160)



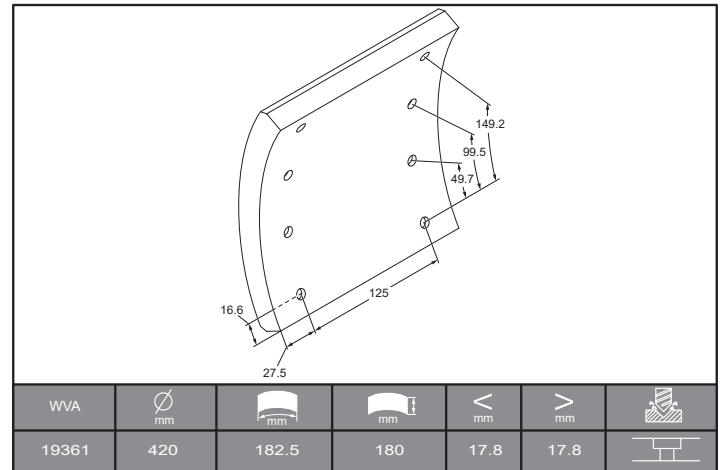
K19200.0 (19200)



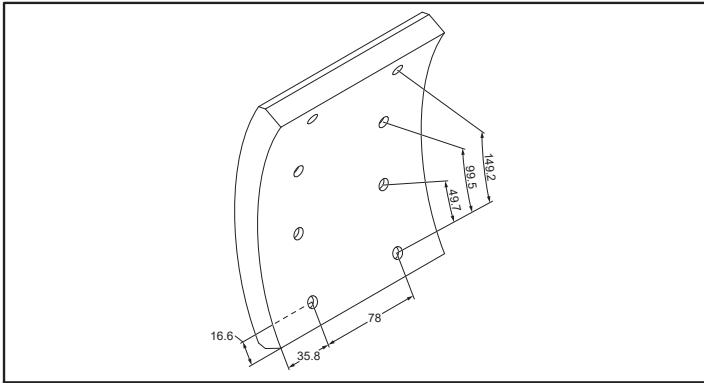
K19232.0 (19232)



K19361.0 (19361)

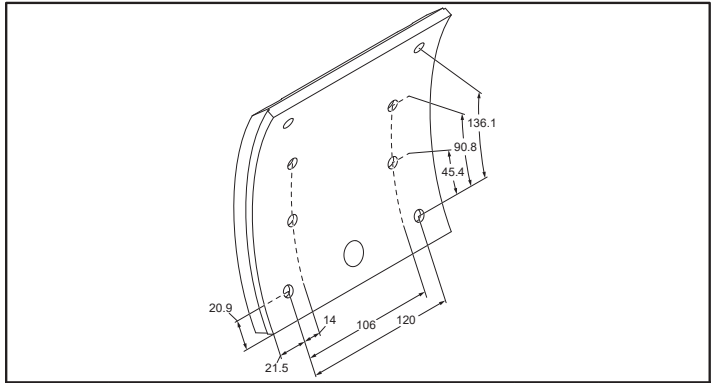


K19410.0 (19410)



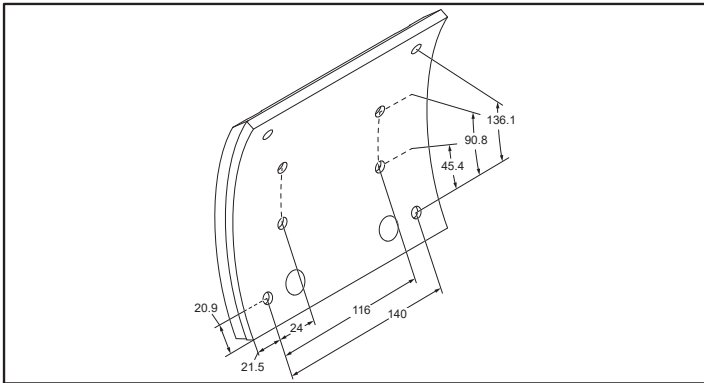
WVA	∅ mm	 mm	 mm	< mm	> mm	
19410	420	182.5	150	17.8	17.8	

K19486.0 (19486)



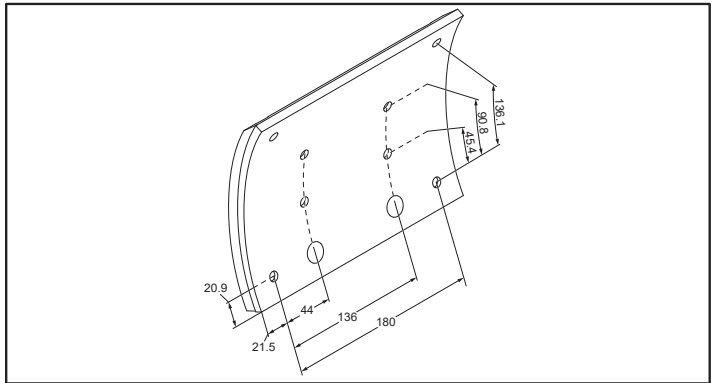
WVA	∅ mm	 mm	 mm	< mm	> mm	
19494	410	178	163	12.7	16.8	

K19487.0 (19487)



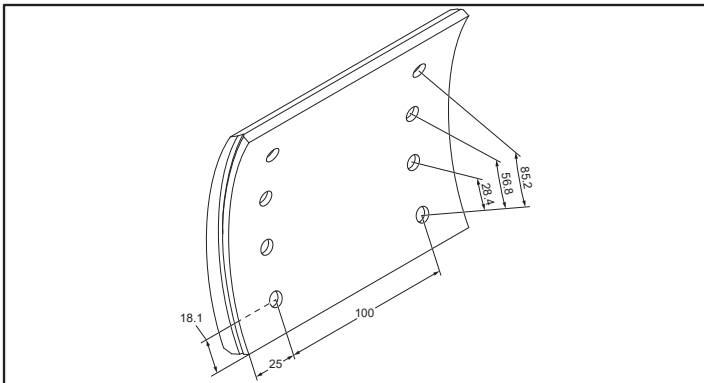
WVA	∅ mm	 mm	 mm	< mm	> mm	
19495	410	178	183	12.7	16.8	

K19488.0 (19488)

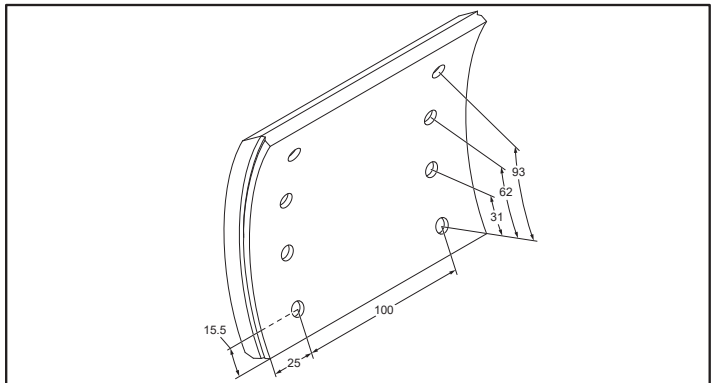


WVA	∅ mm	 mm	 mm	< mm	> mm	
19496	410	178	223	12.7	16.8	

K19517.0 (19517 + 19518)

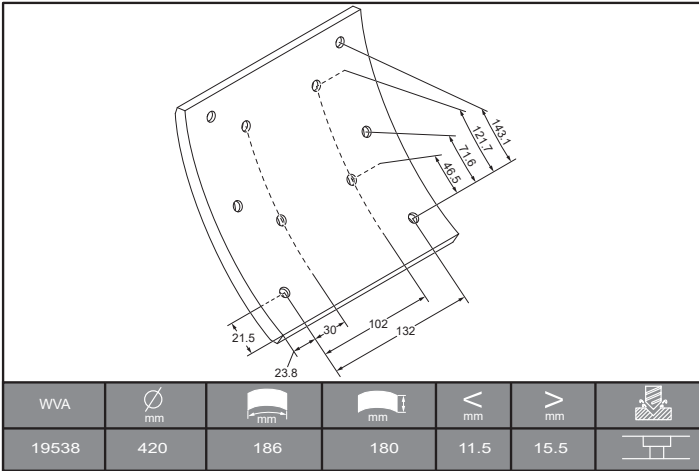


WVA	∅ mm	 mm	 mm	< mm	> mm	
19517	300	129	150	9.3	15	

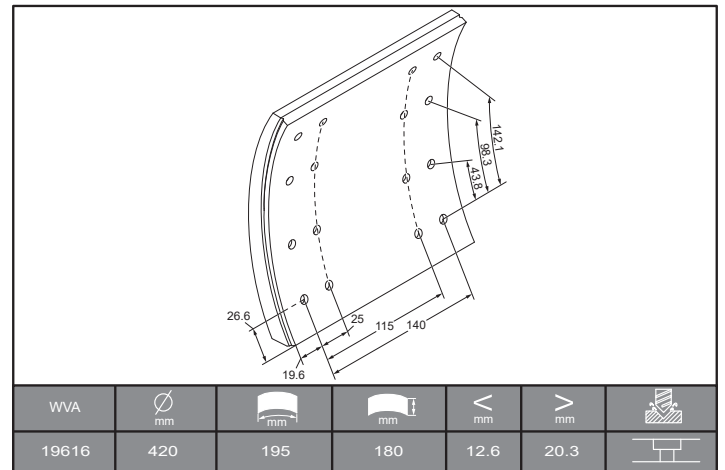
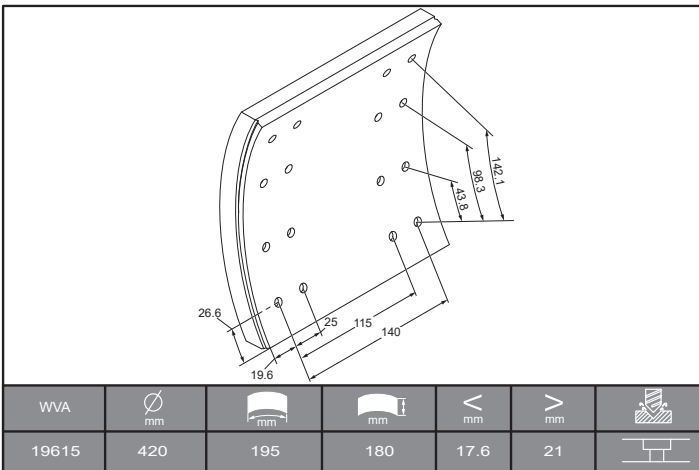


WVA	∅ mm	 mm	 mm	< mm	> mm	
19518	300	131.5	150	13.4	15.9	

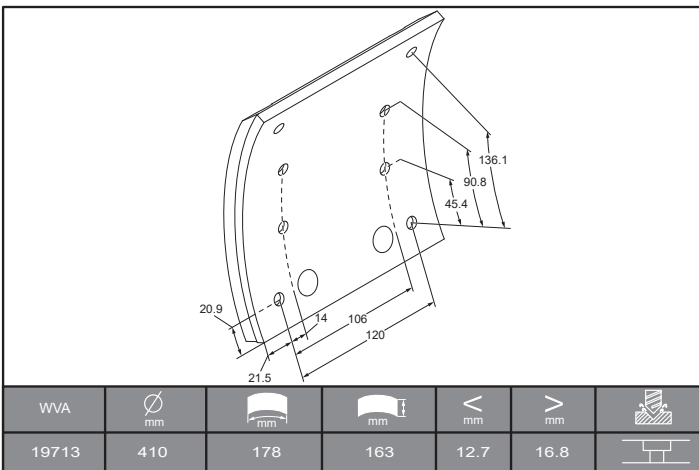
K19538.0 (19538)



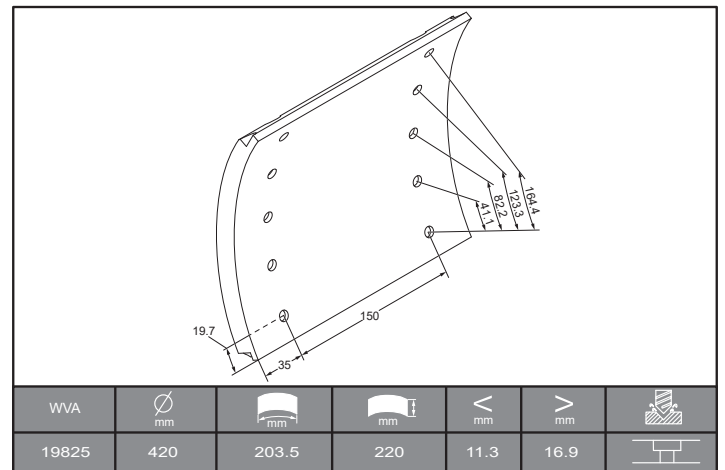
K19615.9 (19615 + 19616)



K19713.0 (19713)

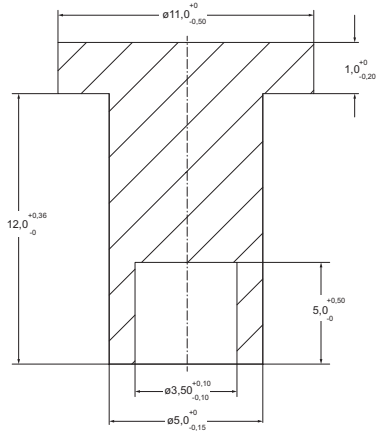


K19825.0 (19825)

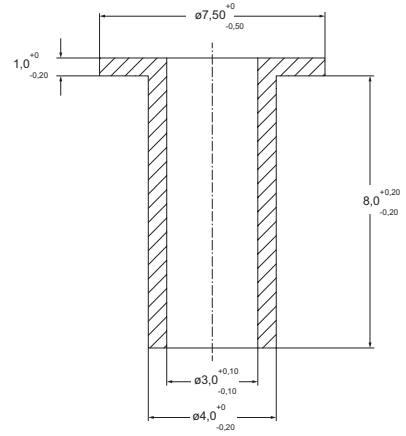


JURID®	RIVET TYPE	HEAD	HEAD SHAPE	ANGLE	SHANK	SHANK Ø	MATERIAL	TYPE	SHANKINFO
8102050007	11x12	11	Flat	180°	12	5	Brass	Semi-Tubular	Flat drilling inside
8102050013	12x15	12	Flat	180°	15	5	Brass	Semi-Tubular	Flat drilling inside
8102080005	15.5x15	15.5	Flat	180°	15	8	Copper	Semi-Tubular	Flat drilling inside
8102080026	15.5x18	15.5	Flat	180°	18	8	Steel	Tubular	Fully Tubular
8103040009	7.5x8	7.5	Flat	180°	8	4	Copper	Tubular	Fully Tubular
8103040014	7.5x10	7.5	Flat	180°	10	4	Copper	Tubular	Fully Tubular
8103060002	11.5x10	11.5	Flat	180°	10	6	Steel	Tubular	Fully Tubular
8103060007	11.5x15	11.5	Flat	180°	15	6	Steel	Tubular	Fully Tubular
8103060013	11.5x12	11.5	Flat	180°	12	6	Steel	Tubular	Fully Tubular
8103080008	15.5x12	15.5	Flat	180°	12	8	Steel	Tubular	Fully Tubular
8103100001	18x17	18	Flat	180°	17	10	Brass	Tubular	Fully Tubular
8103100002	18x18	18	Flat	180°	18	10	Steel	Tubular	Fully Tubular
8103100003	18x20	18	Flat	180°	20	10	Steel	Tubular	Fully Tubular
8162080001	15.5x15	15.5	Flat	180°	15	8	Steel	Tubular	T-Stepped
8162080002	15.5x18	15.5	Flat	180°	18	8	Steel	Tubular	T-Stepped
8162080003	15.5x20	15.5	Flat	180°	20	8	Steel	Tubular	T-Stepped
93038	9.5x10	9.5	Flat	180°	10	5	Steel	Tubular	Fully Tubular
93280	12x18	12.25	Flat	180°	18.35	6.65	Steel	Semi-Tubular	Conical drilling inside
93281	11x16	11.74	Conical	150°	16	5	Steel	Semi-Tubular	Conical drilling inside
93282	12.5x18	12.55	Flat	180°	18.5	4.5	Steel	Semi-Tubular	Conical drilling inside
93683	12x12	12.25	Conical	150°	13	6.35	Steel	Semi-Tubular	Conical drilling inside
93684	12x14	12.14	Conical	150°	14.5	6.35	Steel	Semi-Tubular	Conical drilling inside
93685	12x16	12.14	Conical	150°	16	6.35	Steel	Semi-Tubular	Conical drilling inside
93686	12x17	12.25	Conical	150°	17.5	6.35	Steel	Semi-Tubular	Conical drilling inside
93687	12x19	12.25	Conical	150°	19	6.35	Steel	Semi-Tubular	Conical drilling inside

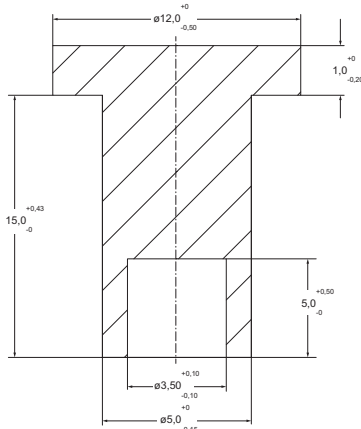
8102050007



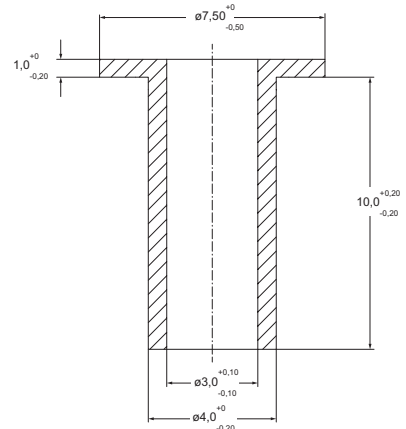
8103040009



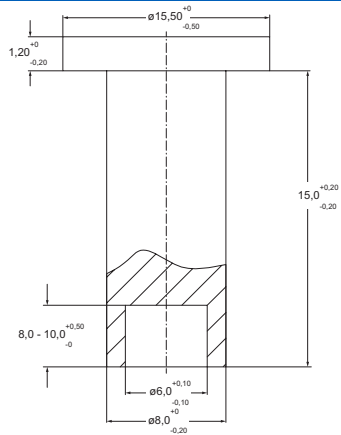
8102050013



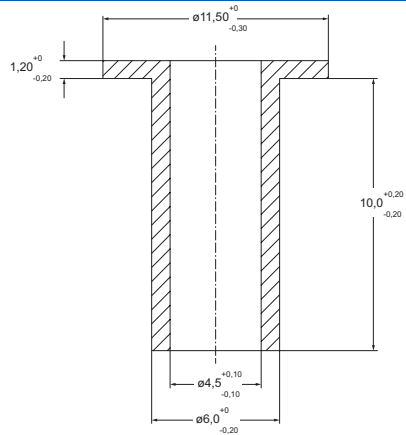
8103040014



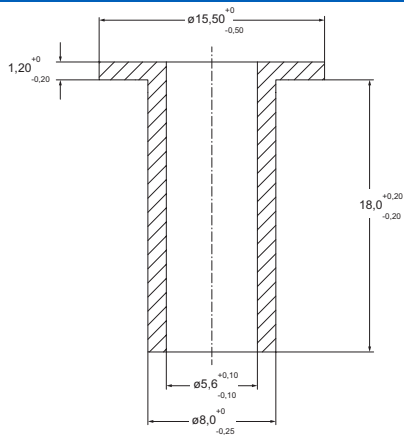
8102080005



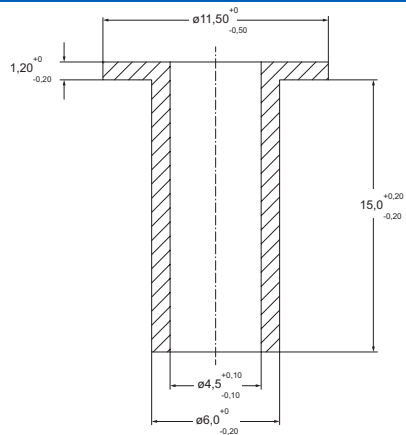
8103060002



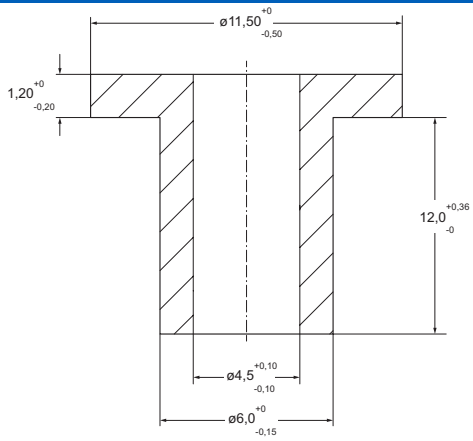
8102080026



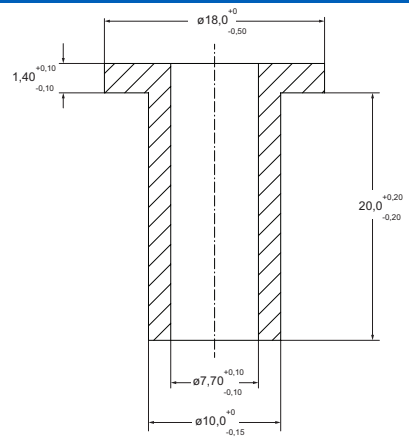
8103060007



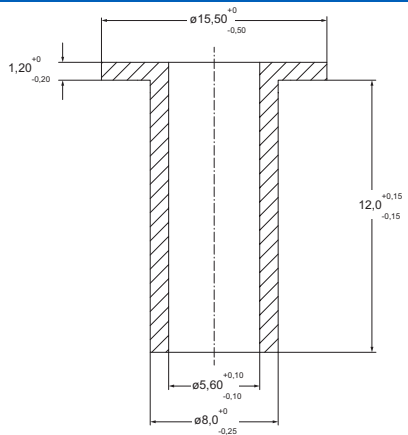
8103060013



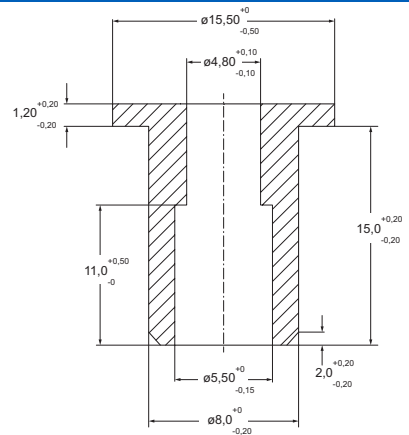
8103100003



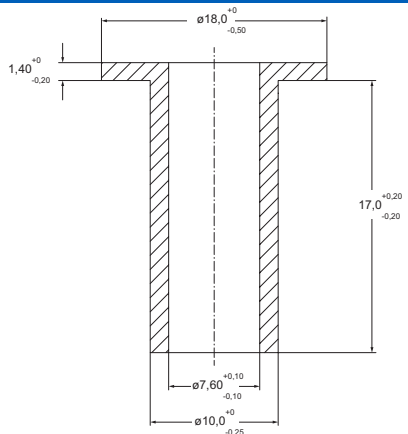
8103080008



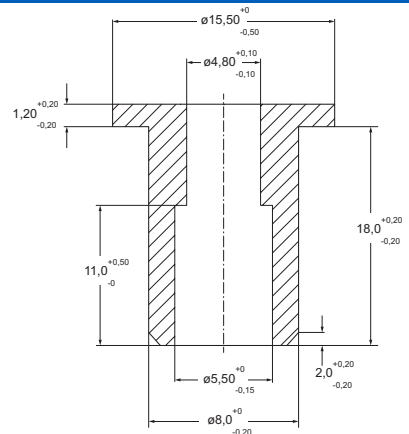
8162080001



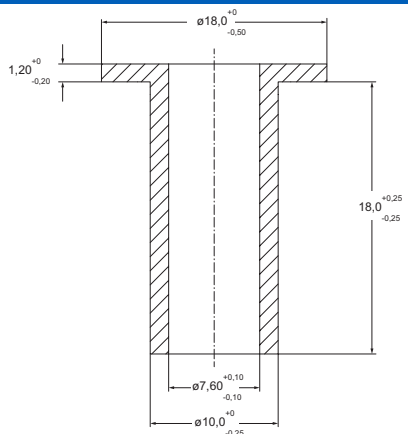
8103100001



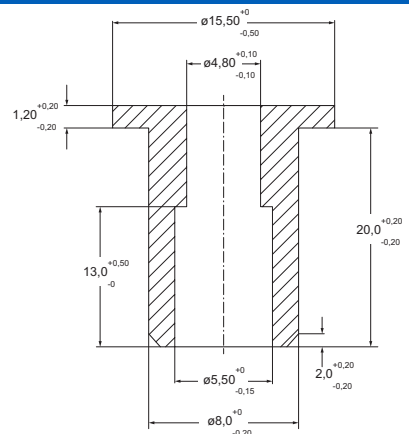
8162080002



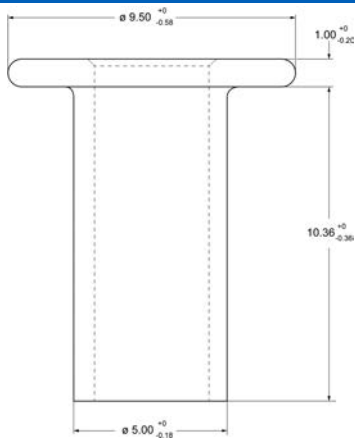
8103100002



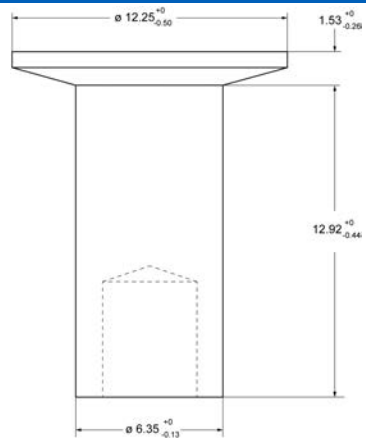
8162080003



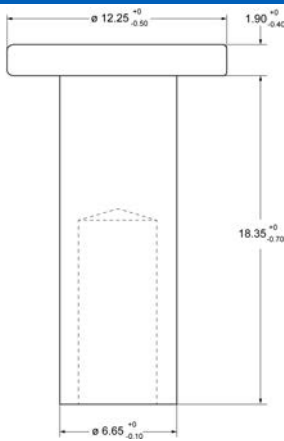
93038



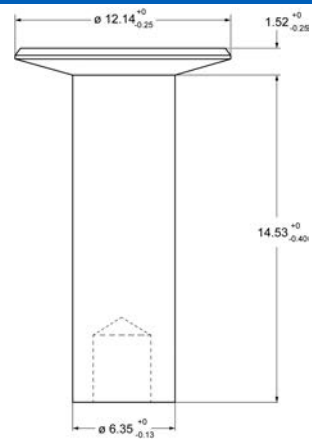
93683



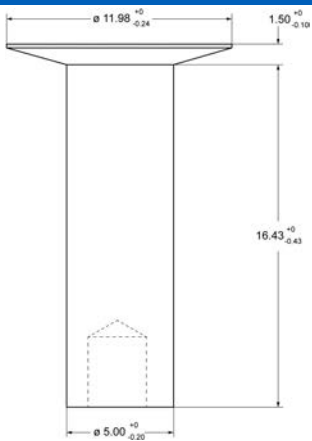
93280



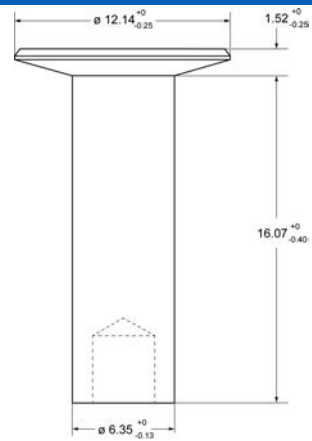
93684



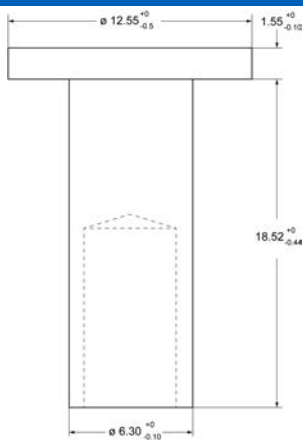
93281



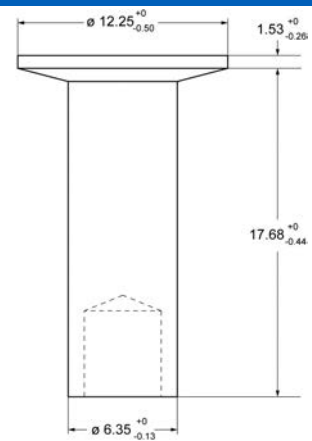
93685



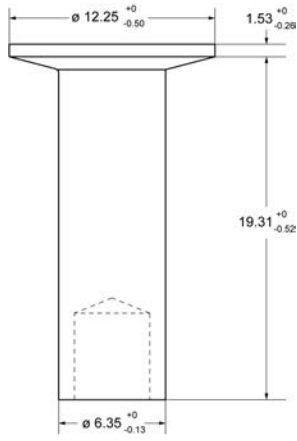
93282



93686



93687



Federal-Mogul Global Aftermarket EMEA bvba

Prins Boudewijnlaan 5 • 2550 Kontich • Belgium

Central Distribution Centre

Schoondonkweg 17 • 2830 Willebroek • Belgium

Phone +32 (0) 3450 83 10 • Fax +32 (0) 3450 83 38

Federal-Mogul Italy Srl • Aftermarket Division

Via Enrico Fermi 8 • 37135 Verona • Italy

Phone +39 045 828 13 11 • Fax +39 045 828 14 00

Federal-Mogul Aftermarket GmbH

Albert-Ruprecht-Strasse 2 • 71636 Ludwigsburg • Germany

Phone +49 (0) 7141-64865-8230 • Fax +49 (0) 7141-64865-8390

Federal-Mogul Aftermarket UK Limited

Greyhound Drive • Bradford • BD7 1NQ • U.K.

Phone +44 (0) 800 970 0203 • Fax +44 (0) 1274 848282

Federal-Mogul Aftermarket España S.A.

Calle Alcarria, nº 2 • 28823 Coslada • Madrid • Spain

Phone + 34 91 746 1900 • Fax + 34 91 746 18 90

Federal-Mogul Aftermarket France SAS

60-62, rue Danjou • 92517 Boulogne-Billancourt Cedex • France

Phone +33 (0) 1 46 94 27 00 • Fax +33 (0) 1 46 94 27 01

Service Commande de stock :

Phone +33 (0) 810 000 029 • Fax +32 (0) 34 50 80 26

Service Commande express :

Phone +33 (0) 810 000 029 • Fax +32 (0) 34 50 80 26

Federal-Mogul Motorparts Serbia*

Spanskih Boraca 22 • 11070 Novi Beograd • Serbia

Phone +381 11 31 31 918 • Fax +381 11 31 31 848

Federal-Mogul Aftermarket Southern Africa (PTY) Ltd

33 Western Boulevard • 2092 City West Johannesburg • South Africa

Phone +27 (0) 11 630 3000 • Fax +27 (0) 11 630 3106

Federal Mogul Powertrain Otomotiv A.S. (Aftermarket Division)

Meclis-i Mebusan Cad. No: 53 Dereli İş Merkezi 34427 • Fındıklı / İstanbul • Türkiye

Phone +90 212 292 6313 • Fax +90 212 292 6260

Federal-Mogul VCS OOO

Smolnaya street 24D, 13th floor • 125445 Moscow • Russia

Phone +7 495 221 50 60 • Fax +7 495 221 50 64

Federal-Mogul Aftermarket Egypt Ltd.

3 El Yemen St., Giza • 12311 Egypt • P.O. Box: 391 Dokki • Egypt

Phone +202 333 85 725 • Fax +202 374 84 147

Federal-Mogul Motorparts Sharjah*

Sharjah Airport International Free Zone (Saif-Zone)

Building X3 • Phone 20, 21, 22 • P.O.Box. 120548 • Sharjah • UAE

Phone +971 6 557 8870 • Fax +971 6 557 8941

* Branch office of Federal-Mogul Global Aftermarket EMEA, bvba



BERU® is a Registered Trademark of Borg Warner Ludwigsburg GmbH

Your support is 1 click away

www.jurid.com

PART FINDER

Search for JURID products with our easy part finder or by your interchange number.



TECHNICAL SUPPORT

- Trouble tracers
- Step-by-step installation guides
- Technical tips
- Wear indicators leaflet



 TecAlliance

E-CATALOGUE

- 24/7 available
- Detailed 3D drawings
- Also available in paper version
- Wear indicator leaflet

 www.jurid.com



NEWSLETTER

Subscribe to the JURID e-newsletter, and receive a monthly update on the latest JURID news and products.

CAMPUS



F-M CAMPUS ONLINE TRAINING

Give your technical knowledge an online boost with F-M Campus online training. Compatible with PC, iPod and Android tablets, F-M Campus offers a flexible and convenient way to access in-depth training at a time, tempo and place of your choice.